



US00D962102S

(12) **United States Design Patent** (10) **Patent No.:** **US D962,102 S**
Latal et al. (45) **Date of Patent:** **** Aug. 30, 2022**

(54) **DIRECTION INDICATOR**

OTHER PUBLICATIONS

(71) Applicant: **Honeywell International Inc.**, Morris Plains, NJ (US)

Fall Arrester, [online], [retrieved Feb. 7, 2020], retrieved from the Internet <URL: <https://www.indiamart.com/proddetail/fall-arrester-10745076133.html>, 5 pages.

(72) Inventors: **Roman Latal**, Brno (CZ); **Scott Hugh Bradford**, Scotland (GB); **Pavel Marak**, Brno (CZ); **Josef Novotny**, Brno (CZ)

(Continued)

Primary Examiner — George D. Kirschbaum
(74) *Attorney, Agent, or Firm* — Alston & Bird LLP

(73) Assignee: **HONEYWELL INTERNATIONAL INC.**, Morris Plains, NJ (US)

(57) **CLAIM**

We claim the ornamental design for a direction indicator, as shown and described.

(**) Term: **15 Years**

DESCRIPTION

(21) Appl. No.: **29/711,730**

The patent or application file contains at least one drawing executed in color. Copies of this patent or patent application publication with color drawing(s) will be provided by the Office upon request and payment of the necessary fee.

(22) Filed: **Nov. 1, 2019**

(51) **LOC (13) Cl.** **10-05**

(52) **U.S. Cl.**
USPC **D10/109.1**

(58) **Field of Classification Search**
USPC D10/109.1, 113.1, 113.3, 113.4, 114.1;
D14/491; D20/11, 27

CPC B60Q 1/52
See application file for complete search history.

FIG. 1 is a front plan view of a first embodiment of a direction indicator showing our new design;
FIG. 2 is a front plan view of a second embodiment of a direction indicator showing our new design;
FIG. 3 is a front plan view of a third embodiment of a direction indicator showing our new design;
FIG. 4 is a front elevation view of the first embodiment, shown in a position of use on a fall arrester;
FIG. 5 is a front elevation view of the first embodiment, shown in a position of use on a rail shuttle; and,
FIG. 6 is a front elevation view of the first embodiment, shown in a position of use on a rail shuttle.

(56) **References Cited**


U.S. PATENT DOCUMENTS

D455,364 S *	4/2002	Zuraff	D10/109.1
D462,630 S *	9/2002	Jeon	D10/113.3
D497,040 S *	10/2004	Strauss	D29/122
D516,447 S *	3/2006	Barnett	D10/114.1
D585,779 S *	2/2009	Rees	D10/109.1
D588,036 S *	3/2009	Rees	D10/113.4
D624,929 S *	10/2010	Agnetta	D14/487
D684,188 S *	6/2013	Kocmick	D14/491
D890,811 S *	7/2020	Inman	D14/491
D891,465 S *	7/2020	Inman	D14/491

(Continued)

The dash-dot-dash broken lines depict boundaries of the claimed design within the dash-dot-dash broken line boundaries. The dash-dot-dash broken lines form no part of the claimed design. The fall arrester and rail shuttles of FIGS. 4, 5, and 6 illustrate environment and form no part of the claimed design.

1 Claim, 3 Drawing Sheets
(3 of 3 Drawing Sheet(s) Filed in Color)



(56)

References Cited

U.S. PATENT DOCUMENTS

2006/0162643 A1* 7/2006 Aasgaard B60Q 1/52
116/28 R

OTHER PUBLICATIONS

Honeywell Miller 8172/U MicroLoc Trailing Wire Rope Grabs for 5/16-Inch Wire Rope, Universal, [online], [retrieved Feb. 7, 2020], retrieved from the Internet <URL: https://images-na.ssl-images-amazon.com/images/I/71wcgrLIRL._SL1500_.jpg, 1 page.

Honeywell Miller 8172/U MicroLoc Trailing Wire Rope Grabs for 5/16-Inch Wire Rope, Universal, [online], [retrieved Feb. 7, 2020], retrieved from the Internet <URL: <https://www.amazon.com/Honeywell-8172-MicroLoc-Trailing-Universal/dp/B002A5J6CG>, 5 pages.

Honeywell Miller 8172/U MicroLoc Trailing Wire Rope Grabs for 5/16-Inch Wire Rope, Universal, [online], [retrieved Feb. 12, 2020], retrieved from the Internet <URL: https://images-na.ssl-images-amazon.com/images/I/71wcgrLIRL._SY741_.jpg, 1 page.

Honeywell Miller Söll Body Control 1 Fall Arrester, [online], [retrieved Feb. 7, 2020], retrieved from the Internet <URL: https://www.safety-height.co.uk/_webedit/cached-images/198.jpg, 1 page.

Honeywell Miller Söll Comfort II GlideLoc Fall Arrester, [online], [retrieved Feb. 12, 2020], retrieved from the Internet <URL: [https://static.grainger.com/rp/s/is/image/Grainger/11TR81_AS01?Szmmain\\$](https://static.grainger.com/rp/s/is/image/Grainger/11TR81_AS01?Szmmain$), 1 page.

Honeywell Miller Söll GlideLoc Universal 2 Fall Arrester, [online], [retrieved Feb. 12, 2020], retrieved from the Internet <URL: <http://www.netzerotools.com/assets/images/miller-soll-glideloc-universal2-shuttle.jpg>, 1 page.

www.netzerotools.com/assets/images/miller-soll-glideloc-universal2-shuttle.jpg, 1 page.

Honeywell Miller Söll GlideLoc Universal 2 Fall Arrester, [online], [retrieved Feb. 12, 2020], retrieved from the Internet <URL: <https://www.grainger.com/product/HONEYWELL-MILLER-Fall-Arrest-Device-400L04>, 2 pages.

Miller VGCS Vi-Go Automatic Pass-Through Cable Safety Sleeve, [online], [retrieved Feb. 12, 2020], retrieved from the Internet <URL: <https://www.gmesupply.com/miller-vgcs-vi-go-automatic-pass-through-cable-safety-sleeve>, 4 pages.

Miller VGCS Vi-Go Automatic Pass-Through Cable Safety Sleeve, [online], [retrieved Feb. 12, 2020], retrieved from the Internet <URL: https://www.gmesupply.com/media/catalog/product/m/l/ml_vgcs-1-web.jpg, 1 page.

Söll® BodyControl shuttles for Söll GlideLoc® ladders and rails, Honeywell Safety, [online], [retrieved Feb. 12, 2020], retrieved from the Internet <URL: <https://3.imimg.com/data3/IQ/SK/MY-13364085/fall-arrester-500x500.jpg>, 1 page.

Söll® BodyControl shuttles for Söll GlideLoc® ladders and rails, Honeywell Safety, Dec. 16, 2015, [online], [retrieved Feb. 7, 2020], retrieved from the Internet <URL: <https://www.youtube.com/watch?v=WKvJu-0wjDI>, 17 pages.

Zero Abseil FlexiGlide guided rope fall arrester 1389 / AC-040, [online], [retrieved Feb. 7, 2020], retrieved from the Internet <URL: https://zeroheightsafety.com/wp-content/uploads/2017/06/AC-040_full_rgb_web.jpg, 1 page.

Communication from the EUIPO for European Design Application No. 007837935 dated Jul. 14, 2020 2 pages.

Communication from the EUIPO for European Design Application No. 007837935 dated May 13, 2020 10 pages.

* cited by examiner




FIG. 1




FIG. 2




FIG. 3

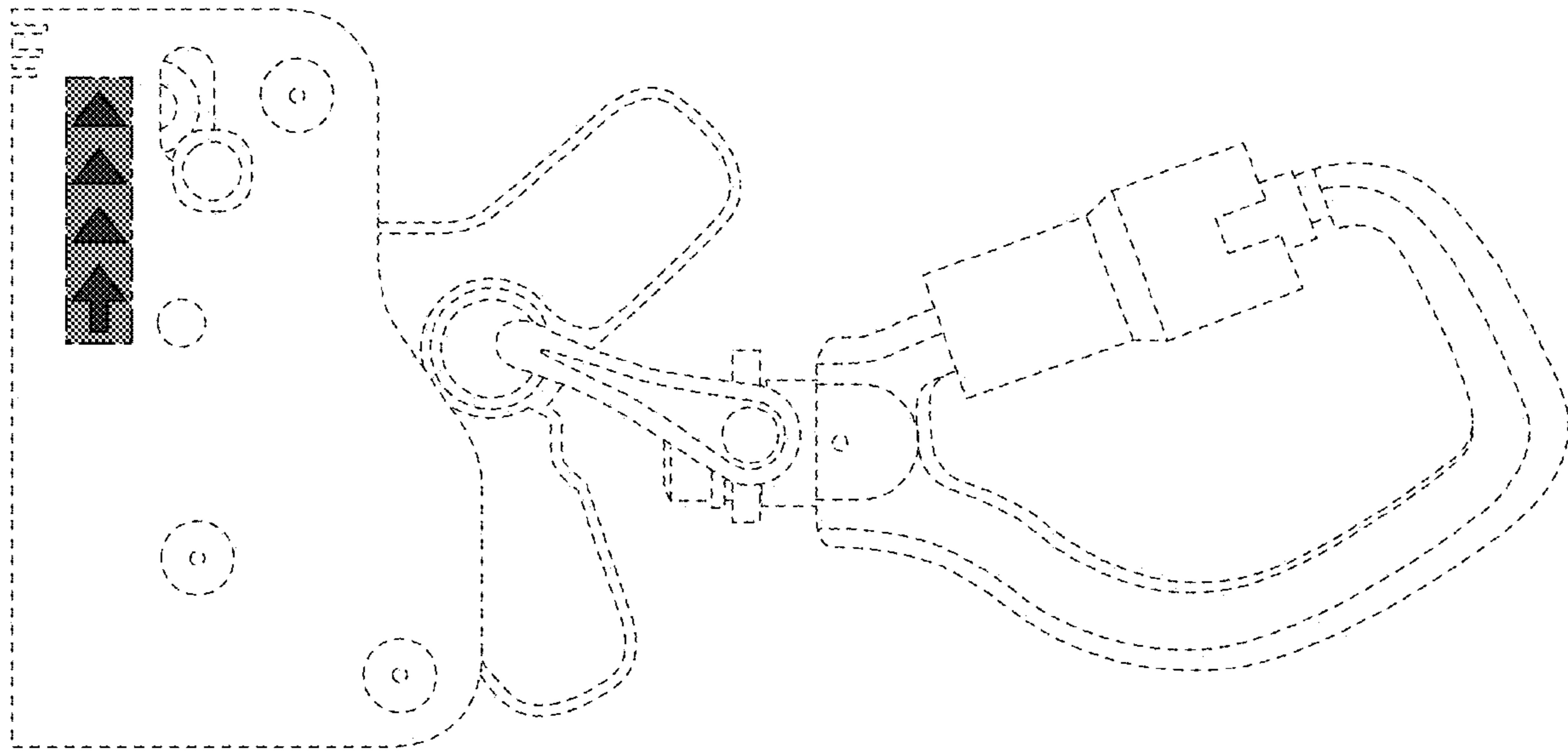


FIG. 4

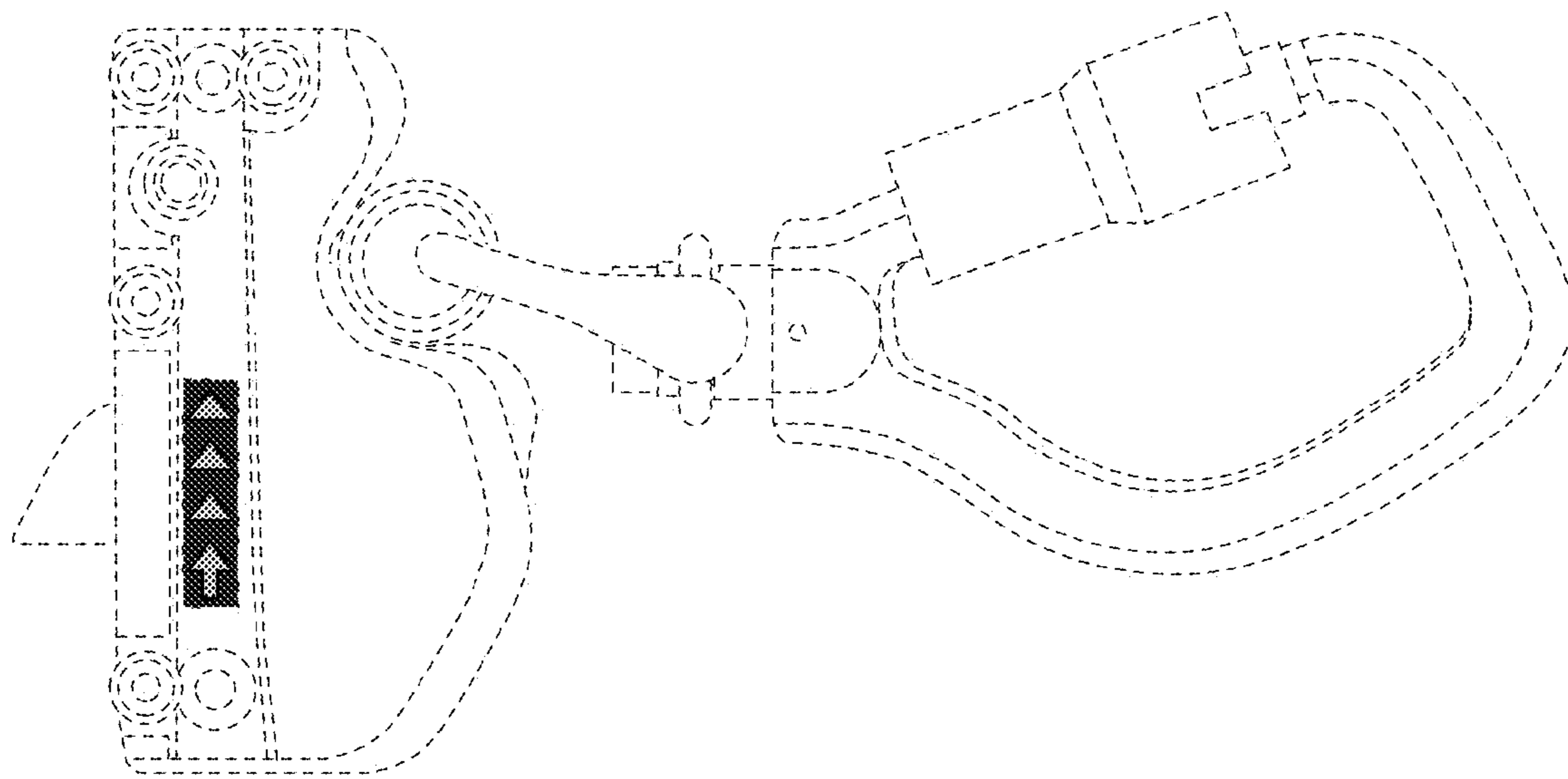


FIG. 5

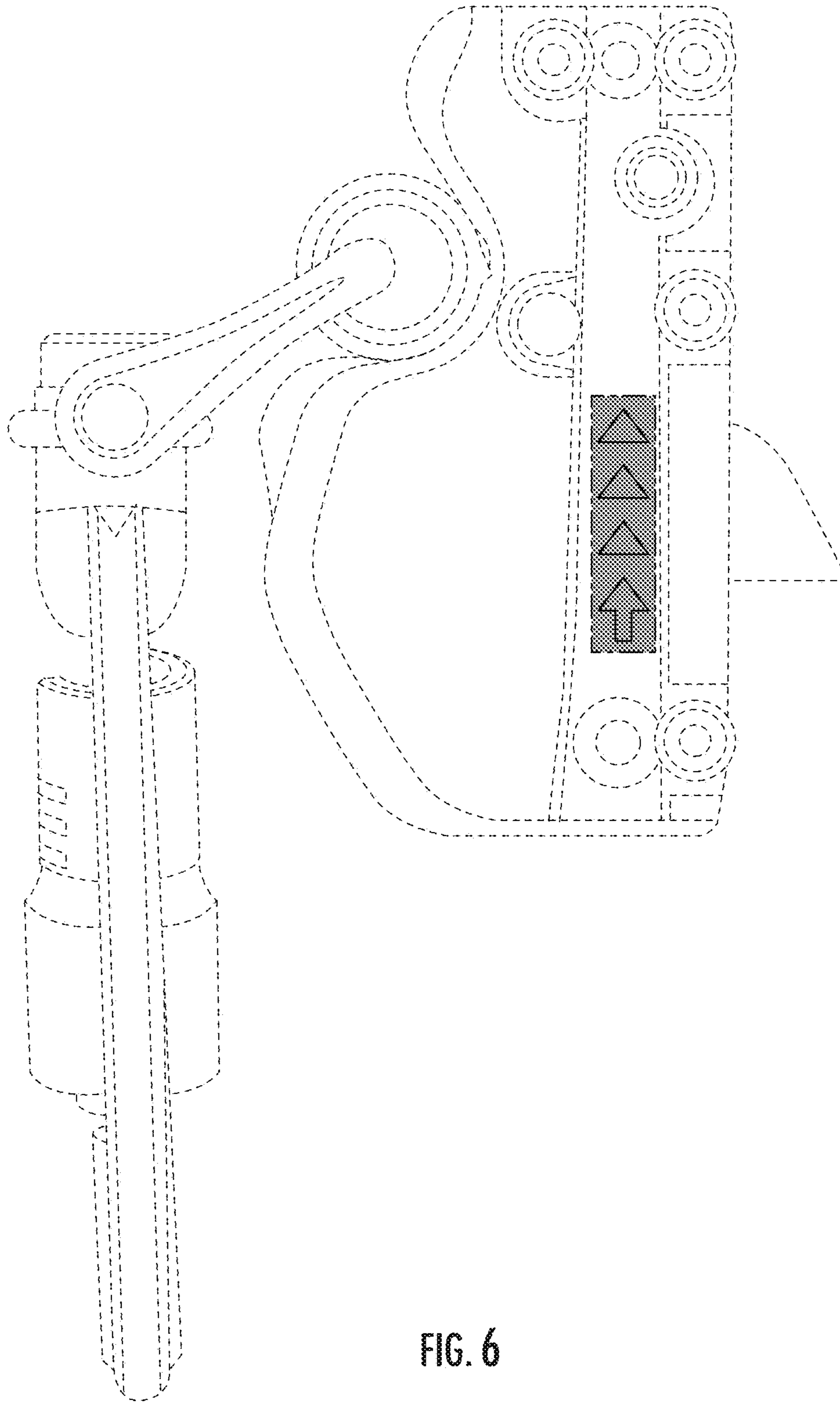


FIG. 6