



US00D962090S

(12) **United States Design Patent** (10) **Patent No.:** **US D962,090 S**
Su (45) **Date of Patent:** **** Aug. 30, 2022**

(54) **FOOD THERMOMETER**
(71) Applicant: **SHENZHEN MAICHI E-COMMERCE CO., LTD.**, Shenzhen (CN)
(72) Inventor: **Yanxue Su**, Shenzhen (CN)
(73) Assignee: **SHENZHEN MAICHI E-COMMERCE CO., LTD.**, Shenzhen (CN)
(**) Term: **15 Years**
(21) Appl. No.: **29/758,041**
(22) Filed: **Nov. 11, 2020**
(51) **LOC (13) Cl.** **10-04**
(52) **U.S. Cl.**
USPC **D10/57**
(58) **Field of Classification Search**
USPC D10/46, 50, 52, 53, 56, 57, 60, 70, 103
CPC G01K 2207/02; G01K 2207/04; G01K 2207/06; G01K 2207/08
See application file for complete search history.

(56) **References Cited**
U.S. PATENT DOCUMENTS
D236,814 S * 9/1975 Sato D10/57
D297,819 S * 9/1988 Cacciatore D10/57
D401,869 S * 12/1998 Tseng D10/57
D420,924 S * 2/2000 Tseng D10/57
D448,684 S * 10/2001 Sanoner D10/57
D491,079 S * 6/2004 Lim D10/57
D522,388 S * 6/2006 Vu D10/57

D535,203 S * 1/2007 Chen D10/57
D586,244 S * 2/2009 Dammann D10/57
D615,425 S * 5/2010 Shigeno D10/57
D631,289 S * 1/2011 Tuli D10/57
D795,098 S * 8/2017 Alla D10/57
10,620,055 B2 * 4/2020 Keller G01K 13/00
D884,499 S * 5/2020 Yi D10/57
D906,140 S * 12/2020 Wang D10/57
D918,066 S * 5/2021 Tang D10/57
D922,887 S * 6/2021 Zou D10/57
D945,285 S * 3/2022 Owen D10/57
D945,891 S * 3/2022 Huang D10/57
D951,111 S * 5/2022 Yu D10/57
D951,112 S * 5/2022 Yu D10/57
D951,783 S * 5/2022 Yu D10/57
D952,479 S * 5/2022 Tang D10/57
D955,900 * 6/2022 Yu D10/57

* cited by examiner

Primary Examiner — George D. Kirschbaum
Assistant Examiner — Lillian Windham

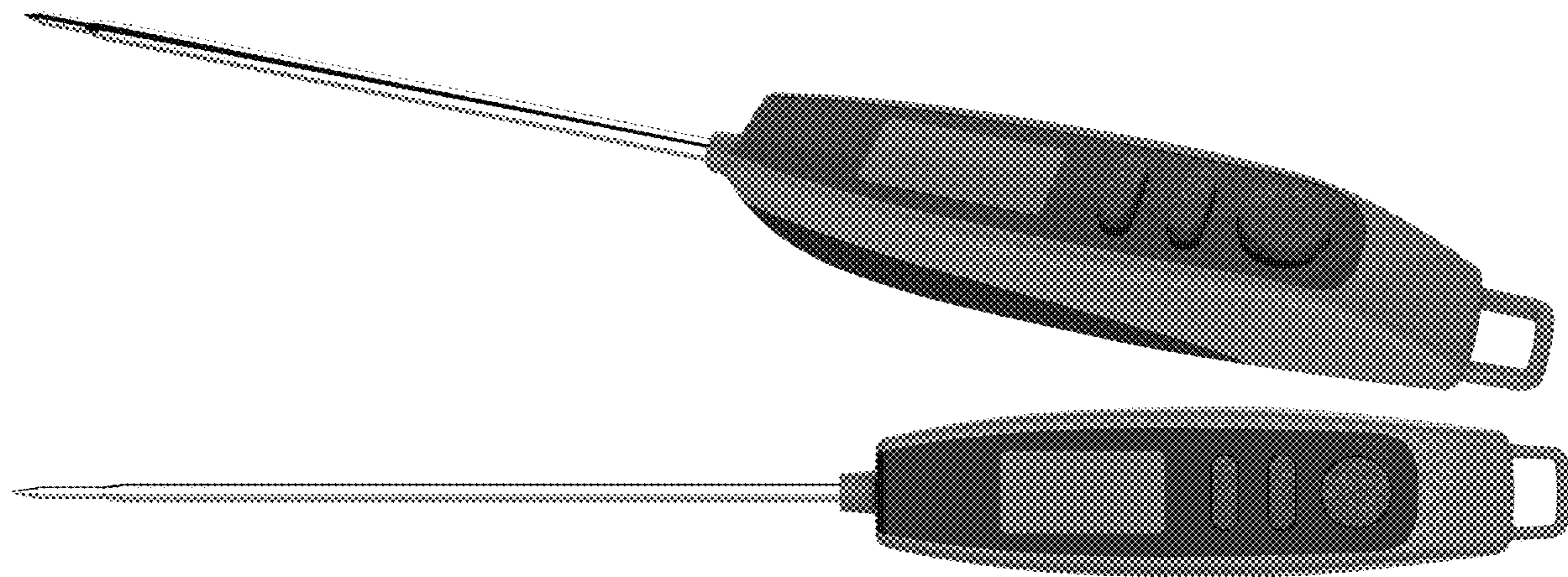
(57) **CLAIM**

The ornamental design for a food thermometer, as shown and described.

DESCRIPTION

FIG. 1 is a perspective view of a food thermometer showing my new design;
FIG. 2 is a front elevational view thereof;
FIG. 3 is a rear elevational view thereof;
FIG. 4 is a left side elevational view thereof;
FIG. 5 is a right side elevational view thereof;
FIG. 6 is a top plan view thereof; and,
FIG. 7 is a bottom plan view thereof.

1 Claim, 7 Drawing Sheets



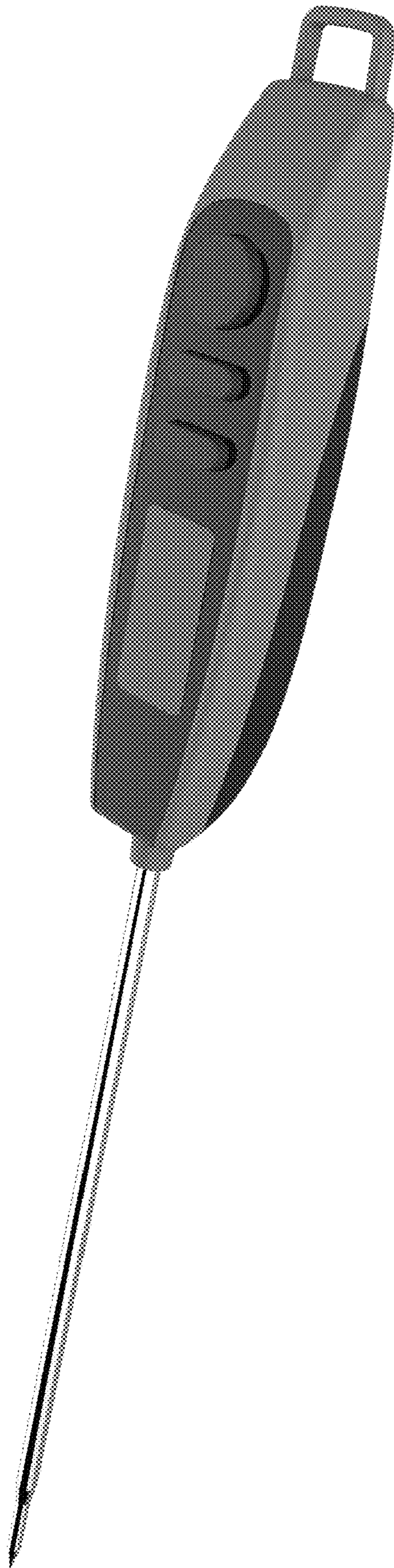


FIG. 1

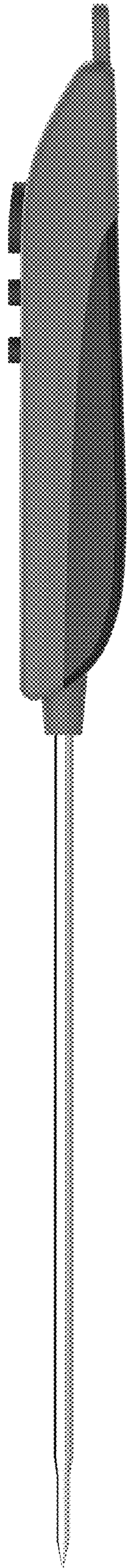


FIG. 2

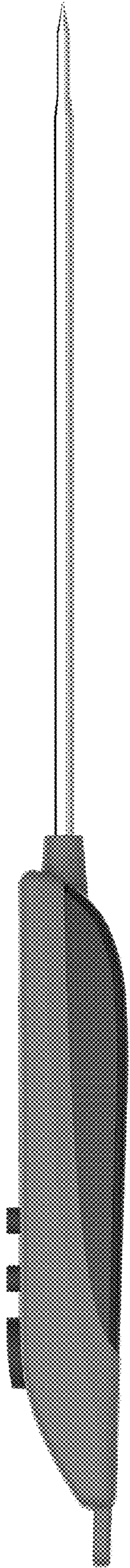


FIG. 3




FIG. 4




FIG. 5

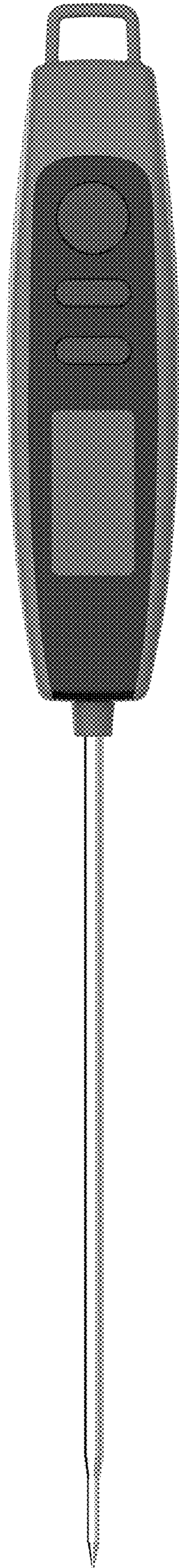


FIG. 6

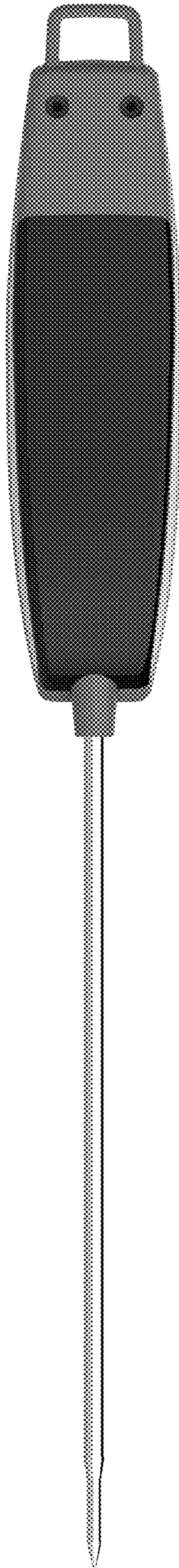


FIG. 7