

US00D962068S

(12) **United States Design Patent**
Yoshida et al.

(10) **Patent No.: US D962,068 S**

(45) **Date of Patent: ** *Aug. 30, 2022**

(54) **PACKAGING CONTAINER**

(71) Applicant: **KOSE CORPORATION**, Tokyo (JP)

(72) Inventors: **Yuki Yoshida**, Tokyo (JP); **Naoko Akai**, Tokyo (JP); **Yusuke Nakayama**, Tokyo (JP)

(73) Assignee: **KOSE CORPORATION**, Tokyo (JP)

(*) Notice: This patent is subject to a terminal disclaimer.

(**) Term: **15 Years**

(21) Appl. No.: **29/752,512**

(22) Filed: **Sep. 28, 2020**

(30) **Foreign Application Priority Data**

Apr. 7, 2020 (JP) 2020-007298

(51) **LOC (13) Cl.** **09-01**

(52) **U.S. Cl.**
USPC **D9/529**; D9/561

(58) **Field of Classification Search**
USPC D9/521, 522, 529, 549, 551, 552, 554, D9/558, 559, 560, 561, 562, 566, 567, D9/570-575, 430, 433, 434, 454, 500, D9/501, 503, 504, 682, 686, 691, 693, D9/423, 530, 542, 543, 550, 563; D28/73, 76, 78, 82, 88, 83, 85; D3/203.1, 205, 206, 903
CPC A45D 40/0068; A45D 2200/051; B65D 2251/0015; B65D 50/041; B65D 2501/0081; B65D 1/0223; B65D 23/102; B65D 2501/00; B65D 2501/0009
See application file for complete search history.

(56) **References Cited**

U.S. PATENT DOCUMENTS

D139,381 S * 11/1944 Harris D9/504
D449,524 S * 10/2001 Kieras D9/559

D468,210 S * 1/2003 Joubert D9/561
D468,646 S * 1/2003 Joubert D9/561
D472,152 S * 3/2003 Joubert D9/561
D497,038 S * 10/2004 Tsai D9/561
D517,733 S * 3/2006 Tsai D28/78
D521,386 S * 5/2006 Priestman D28/76

(Continued)

FOREIGN PATENT DOCUMENTS

CN 303576888 * 2/2016
CN 305894070 * 7/2020

(Continued)

OTHER PUBLICATIONS

Decorte, Sep. 15, 2020, Decorte.com Facebook Page post, URL: <https://www.facebook.com/cosmedecorte/photos/3372690149478221> (Year: 2020).*

Primary Examiner — Brett Miller

Assistant Examiner — Rani J Abdallah

(74) *Attorney, Agent, or Firm* — Bacon & Thomas, PLLC

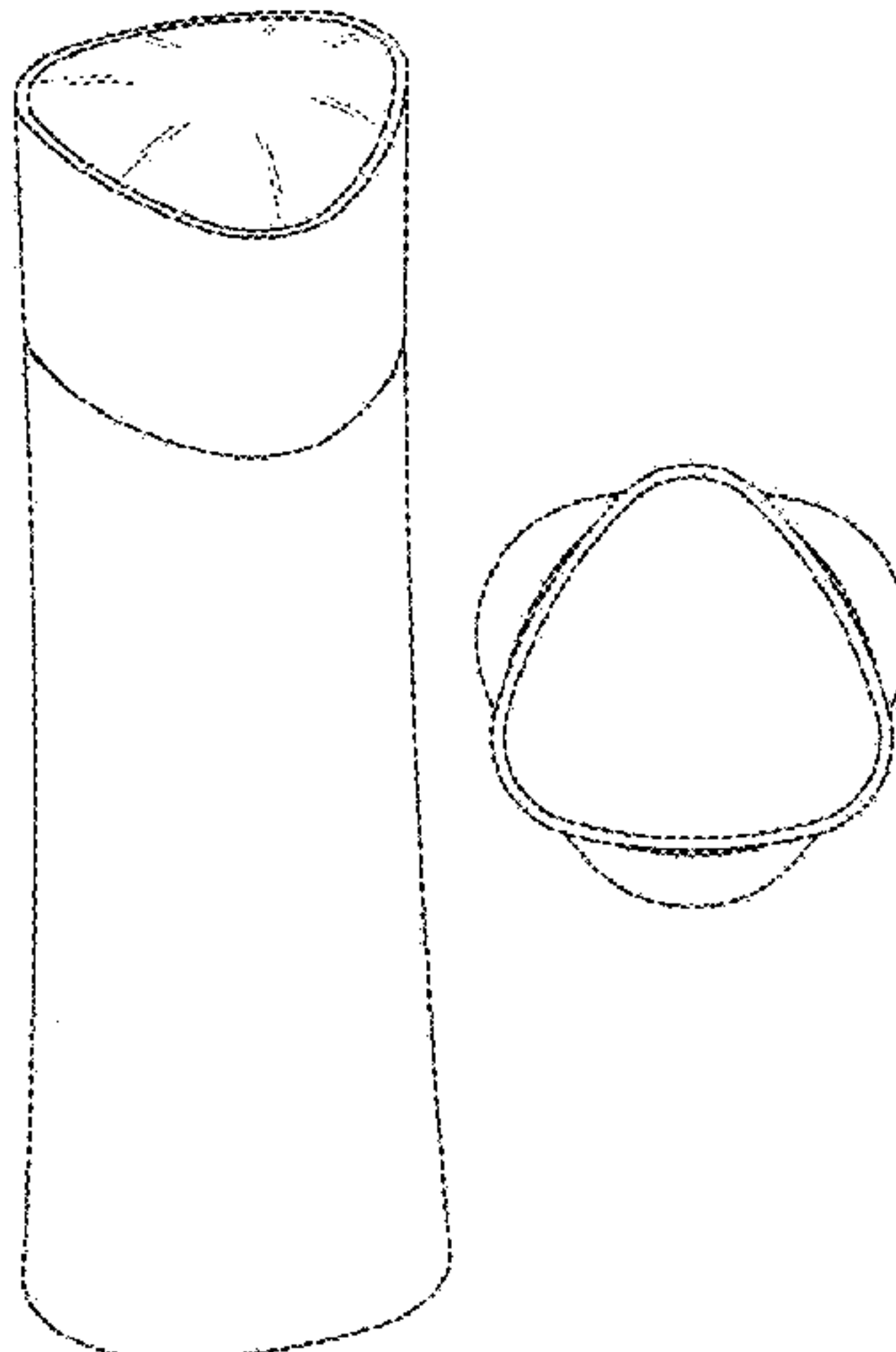
(57) **CLAIM**

The ornamental design for a packaging container, as shown and described.

DESCRIPTION

FIG. 1 is a perspective view of a packaging container, showing our new design.
FIG. 2 is a perspective thereof showing the lid off.
FIG. 3 is a front view thereof.
FIG. 4 is a rear view thereof.
FIG. 5 is a top plan view thereof.
FIG. 6 is a bottom plan view thereof.
FIG. 7 is a right side view thereof; and,
FIG. 8 is a sectional view taken along line 8-8 of FIG. 3.
The broken lines in the figures illustrate the portions of the packaging container that form no part of the claimed design.

1 Claim, 8 Drawing Sheets



(56)

References Cited

U.S. PATENT DOCUMENTS

D526,201 S * 8/2006 Bakic D9/529
 D526,202 S * 8/2006 Bakic D9/523
 D526,205 S * 8/2006 Priestman D9/504
 D609,099 S * 2/2010 Oates D9/522
 D611,352 S * 3/2010 Bourne D9/560
 D611,353 S * 3/2010 Bourne D9/560
 D619,467 S * 7/2010 Bogosyan D9/561
 D653,112 S * 1/2012 White D9/529
 D661,988 S * 6/2012 Praster D9/529
 D671,836 S * 12/2012 DeMarco D9/503
 D695,620 S * 12/2013 Karekar D9/529
 D714,162 S * 9/2014 Kang D9/504
 D739,246 S * 9/2015 Marotti D9/521
 D739,251 S * 9/2015 Kawai D9/529
 D739,606 S * 9/2015 DeMarco Staab D28/76
 D758,664 S * 6/2016 Van Maanen D28/76
 D760,592 S * 7/2016 Charnley D9/530
 D772,716 S * 11/2016 Junkel D9/530
 D772,718 S * 11/2016 Lee D9/558

D776,545 S * 1/2017 Wiggins D9/561
 D790,976 S * 7/2017 Eastcott D9/561
 D801,181 S * 10/2017 Koh D9/529
 D818,367 S * 5/2018 Pontes D9/529
 D820,093 S * 6/2018 Pontes D9/529
 D833,079 S * 11/2018 Fang D9/686
 D838,599 S * 1/2019 Corrigan D9/561
 D855,891 S * 8/2019 Lin D9/561
 D887,279 S * 6/2020 Albano D9/691
 D909,874 S * 2/2021 Lee D9/503

FOREIGN PATENT DOCUMENTS

EM 000286927-0014 * 4/2005
 JP D1143111 S 6/2002
 JP D1493142 * 3/2014
 KR 30-0929566 11/2017
 KR 301019551.0000 * 8/2019
 KR 301026428.0000 * 10/2019
 KR 301037963.0000 * 12/2019

* cited by examiner

FIG. 1




FIG. 2

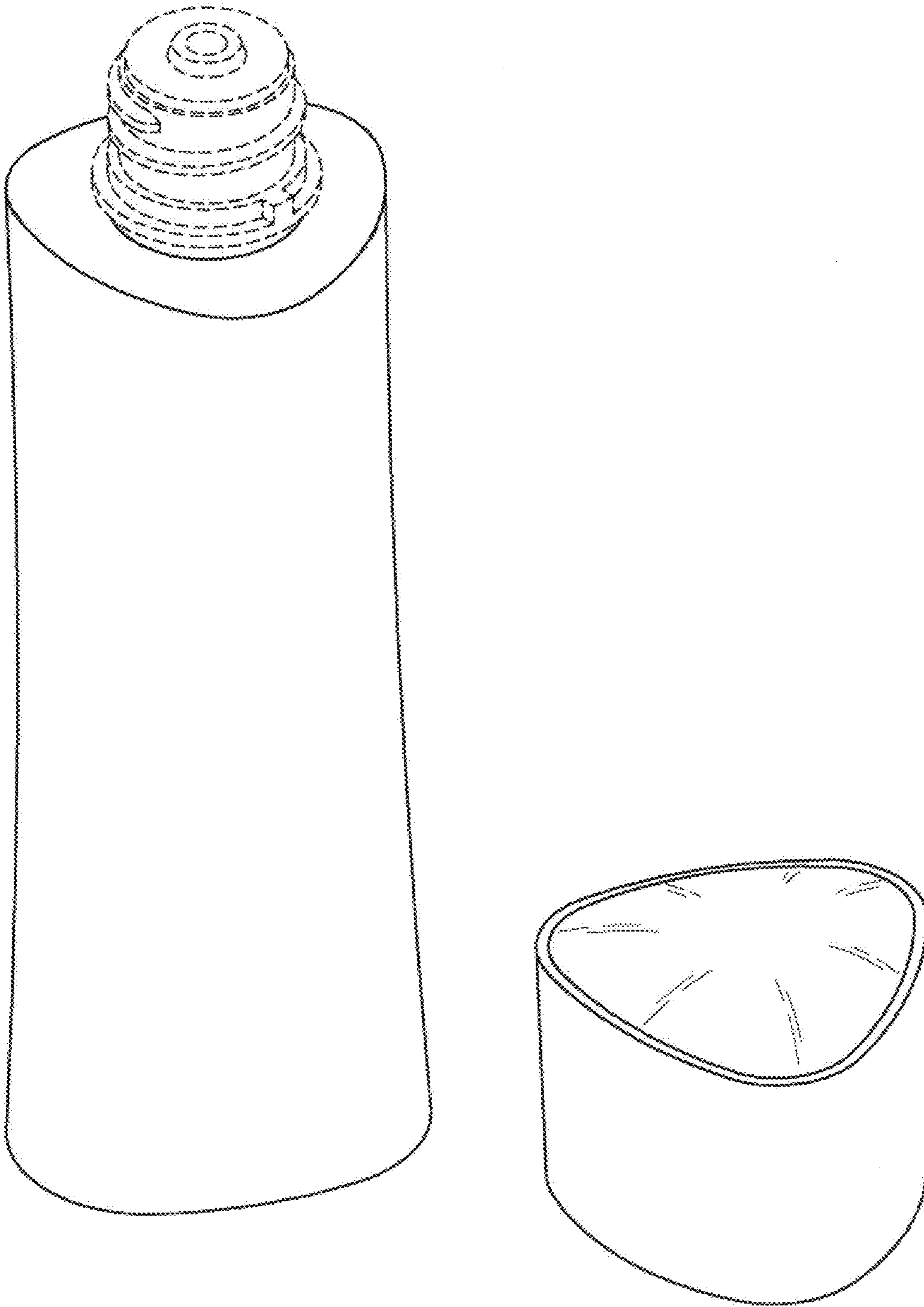


FIG. 3




FIG. 4




FIG. 5

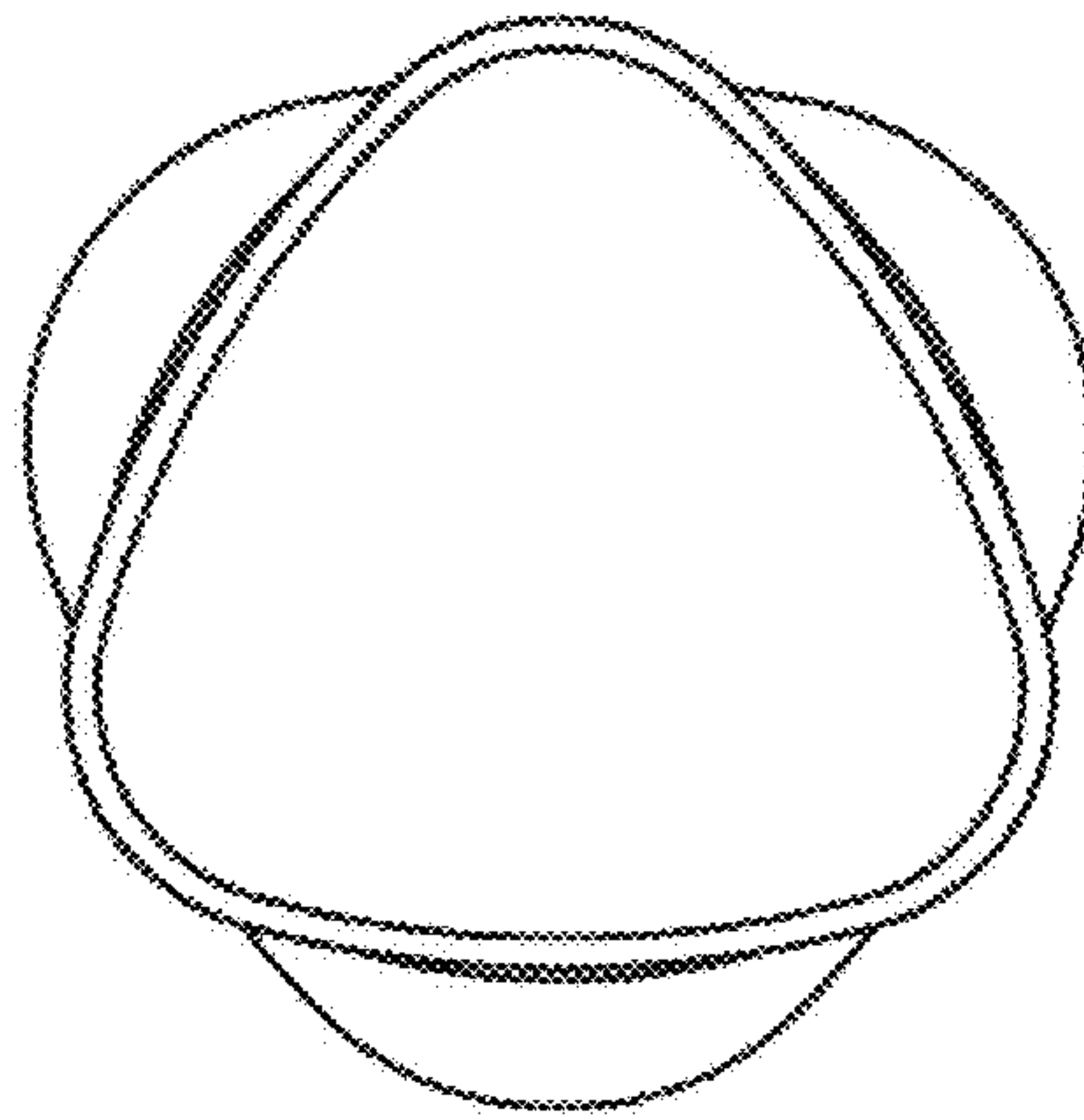


FIG. 6

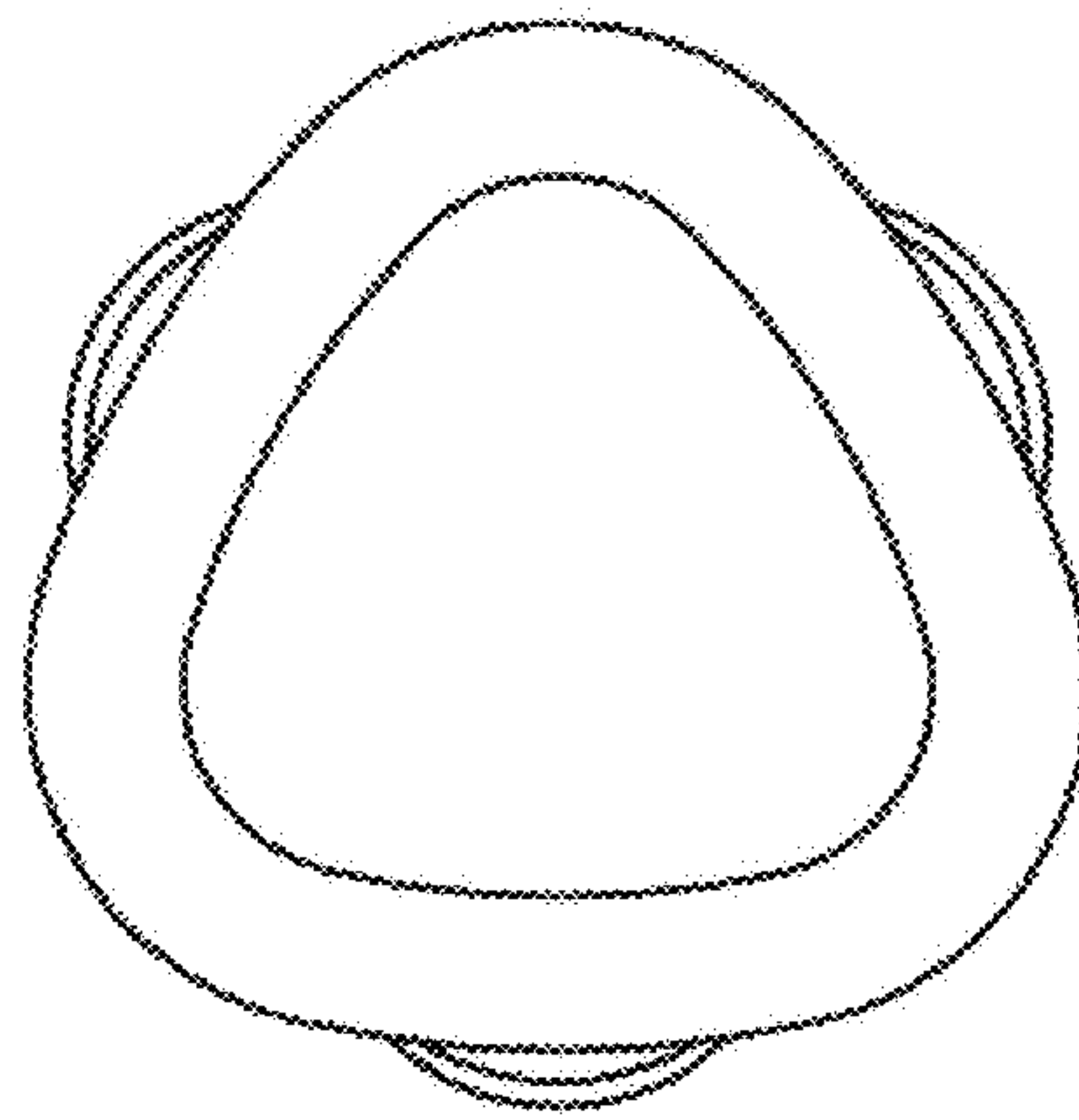


FIG. 7




FIG. 8

