



US00D962041S

(12) **United States Design Patent** (10) **Patent No.:** **US D962,041 S**
Xu (45) **Date of Patent:** **** Aug. 30, 2022**

(54) **CURTAIN TIEBACK**
(71) Applicant: **Hangzhou Xuye Cross-border E-commerce Co., Ltd., Zhejiang (CN)**
(72) Inventor: **Feng Xu, Zhejiang (CN)**
(73) Assignee: **Hangzhou Xuye Cross-border E-commerce Co., Ltd., Zhejiang (CN)**
(**) Term: **15 Years**
(21) Appl. No.: **29/763,767**
(22) Filed: **Dec. 23, 2020**
(30) **Foreign Application Priority Data**

Sep. 16, 2020 (CN) 202030550475.4

(51) **LOC (13) Cl.** **08-11**
(52) **U.S. Cl.**
USPC **D8/368; D8/367**
(58) **Field of Classification Search**
USPC D8/367, 356, 354, 349, 368; 248/341;
224/217; 24/1, 702; D30/160
CPC A45F 5/021; A44B 13/0029; F16M 13/02
See application file for complete search history.

(56) **References Cited**

U.S. PATENT DOCUMENTS

1,377,066 A * 5/1921 Garrabrant A47H 19/00
24/1
4,319,428 A * 3/1982 Fox A01G 17/04
47/42
4,405,034 A * 9/1983 Dunne B63B 27/14
182/100
D329,310 S * 9/1992 O'Rourke D30/160
D412,606 S * 8/1999 Weinacker, Jr. D1/199
D465,885 S * 11/2002 Weinacker, Jr. D30/160
D573,875 S * 7/2008 Anderson D8/367

8,590,116 B2 * 11/2013 Dahl D07B 1/02
294/74
D712,555 S * 9/2014 Berg D24/190
9,003,579 B1 * 4/2015 Pinholster, Jr A45F 3/22
5/120
D778,002 S * 1/2017 Byrne D30/160
D789,000 S * 6/2017 Byrne D30/160
9,907,389 B2 * 3/2018 Conlin A45F 3/24
D838,060 S * 1/2019 Bitar D30/153
D848,246 S * 5/2019 Jones D8/368
D874,746 S * 2/2020 Peninger D30/160
D884,992 S * 5/2020 Tsengas D30/160
10,772,301 B2 * 9/2020 Dunbar A01K 27/001
10,897,983 B2 * 1/2021 Conlin D03D 11/02
10,914,330 B1 * 2/2021 Jolly F16B 2/08
D915,182 S * 4/2021 Zhan D8/367
D924,671 S * 7/2021 Yan D8/368
D929,673 S * 8/2021 Steinkraus D30/160
2011/0094011 A1 * 4/2011 Klekamp A63B 21/4021
2/170
2019/0174902 A1 * 6/2019 Conlin A45F 3/24

* cited by examiner

Primary Examiner — Cynthia R Underwood
(74) *Attorney, Agent, or Firm* — JCIP Global Inc.

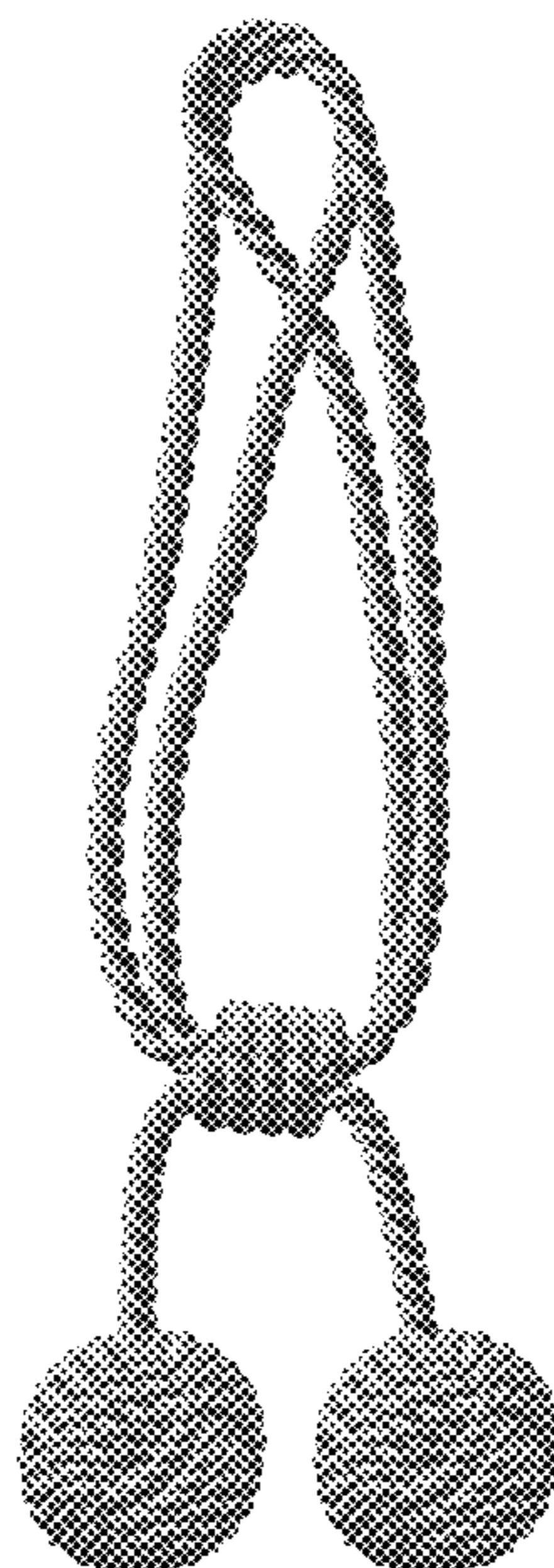
(57) **CLAIM**

The ornamental design for a curtain tieback, as shown and described.

DESCRIPTION

FIG. 1 is a perspective view of a curtain tieback showing my new design;
FIG. 2 is a front view thereof;
FIG. 3 is a rear view thereof;
FIG. 4 is a left side view thereof;
FIG. 5 is a right side view thereof;
FIG. 6 is a top view thereof; and,
FIG. 7 is a bottom view thereof.

1 Claim, 5 Drawing Sheets






FIG. 1



FIG. 2




FIG. 3




FIG. 4




FIG. 5




FIG. 6

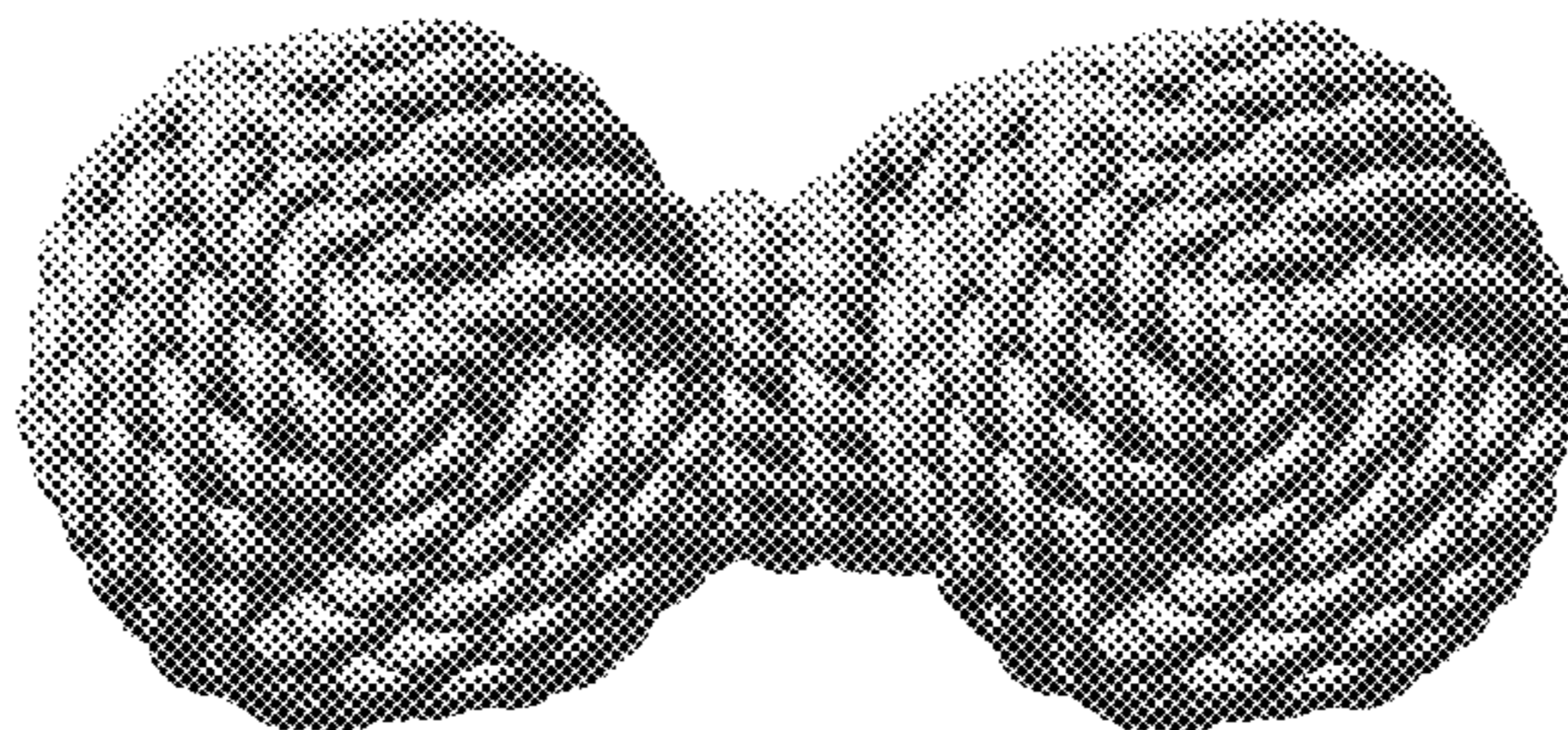


FIG. 7