



US00D962030S

(12) **United States Design Patent**  
**Hume et al.**

(10) **Patent No.:** **US D962,030 S**

(45) **Date of Patent:** **\*\* \*Aug. 30, 2022**

(54) **FOIL CUTTER BOTTLE OPENER**

(71) Applicant: **True Fabrications, Inc.**, Seattle, WA  
(US)

(72) Inventors: **Ryan William Hume**, Seattle, WA  
(US); **Lovina Hsin-I Hua**, Seattle, WA  
(US)

(73) Assignee: **TRUE FABRICATIONS, INC.**,  
Seattle, WA (US)

(\*) Notice: This patent is subject to a terminal dis-  
claimer.

(\*\*) Term: **15 Years**

(21) Appl. No.: **29/738,544**

(22) Filed: **Jun. 18, 2020**

**Related U.S. Application Data**

(62) Division of application No. 29/657,646, filed on Jul.  
24, 2018, now abandoned.

(51) **LOC (13) Cl.** ..... **07-99**

(52) **U.S. Cl.**  
USPC ..... **D8/41**

(58) **Field of Classification Search**  
USPC ..... D8/18, 33-43  
CPC ..... B67B 7/00; B67B 7/04; B67B 7/0423;  
B67B 7/16; B67B 7/162; B67B 7/18;  
B67B 7/24; B67B 7/30; B67B 7/38;  
B67B 7/44

See application file for complete search history.

(56) **References Cited**

**U.S. PATENT DOCUMENTS**

1,007,502 A \* 10/1911 Stephens ..... B67B 7/44  
81/3.09  
1,990,289 A \* 2/1935 Krueger ..... B67B 7/44  
81/3.45  
2,514,566 A \* 7/1950 Capriccio ..... B67B 3/02  
53/363

D277,635 S \* 2/1985 Sherwood ..... D8/18  
4,854,856 A \* 8/1989 Steiger, Jr. .... B67B 7/16  
431/253  
D347,776 S \* 6/1994 Brix-Hansen ..... D8/40  
D391,134 S \* 2/1998 Laib ..... D8/33  
D394,790 S \* 6/1998 Joergensen ..... D8/33  
D434,623 S \* 12/2000 Cheng ..... D8/40  
D461,107 S \* 8/2002 Pitt ..... D8/17  
D495,572 S \* 9/2004 Yeung ..... D8/40  
D496,570 S \* 9/2004 Wolf ..... D8/18

(Continued)

*Primary Examiner* — Elizabeth A. Albert

(74) *Attorney, Agent, or Firm* — Vicky Kaur Bajwa

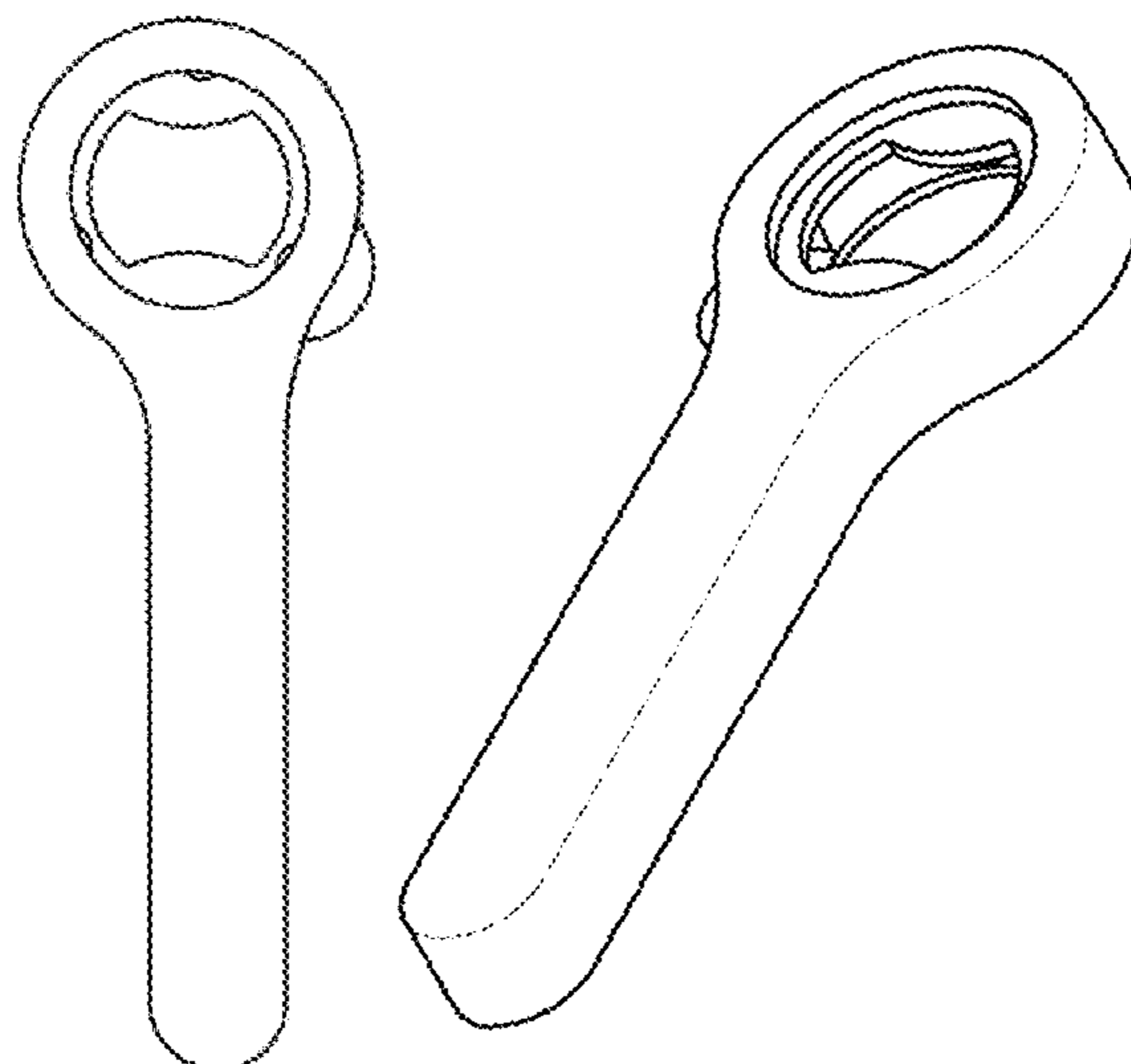
(57) **CLAIM**

The ornamental design for a foil cutter bottle opener, as  
shown and described.

**DESCRIPTION**

FIG. 1 is a front elevation view of a foil cutter bottle opener  
showing our new design;  
FIG. 2 is a rear elevation view of the foil cutter bottle opener  
of FIG. 1;  
FIG. 3 is a right elevation view of the foil cutter bottle  
opener of FIG. 1;  
FIG. 4 is a left side elevation view of the foil cutter bottle  
opener of FIG. 1;  
FIG. 5 is a top view of the foil cutter bottle opener of FIG.  
1;  
FIG. 6 is a bottom view of the foil cutter bottle opener of  
FIG. 1;  
FIG. 7 is a top right perspective view of the foil cutter bottle  
opener of FIG. 1;  
FIG. 8 is a bottom right perspective view of the foil cutter  
bottle opener of FIG. 1;  
FIG. 9 is a top left perspective view of the foil cutter bottle  
opener of FIG. 1; and,  
FIG. 10 is a bottom left perspective view of the foil cutter  
bottle opener of FIG. 1.

**1 Claim, 3 Drawing Sheets**



(56)

**References Cited**

U.S. PATENT DOCUMENTS

D541,122 S \* 4/2007 Chaconas ..... B67B 7/18  
D8/40  
D661,559 S \* 6/2012 O'Connell ..... D8/18  
8,631,722 B1 \* 1/2014 Davis ..... B67B 7/0423  
81/3.09  
D713,699 S \* 9/2014 Bachman ..... D8/40  
8,844,405 B2 \* 9/2014 Colgan ..... B67B 7/44  
81/3.09  
D719,419 S \* 12/2014 Masalin ..... D8/10  
D763,046 S \* 8/2016 Hume ..... D8/33  
D792,179 S \* 7/2017 Hsieh ..... D8/40  
D796,925 S \* 9/2017 Hsieh ..... D8/40  
D802,389 S \* 11/2017 Kellermann ..... D8/40  
D839,703 S \* 2/2019 Verbowski ..... D8/33  
D847,597 S \* 5/2019 Cotan ..... D8/41  
D854,896 S \* 7/2019 Kragh ..... D8/18  
10,815,109 B2 \* 10/2020 Piramoon ..... B67B 7/18

\* cited by examiner

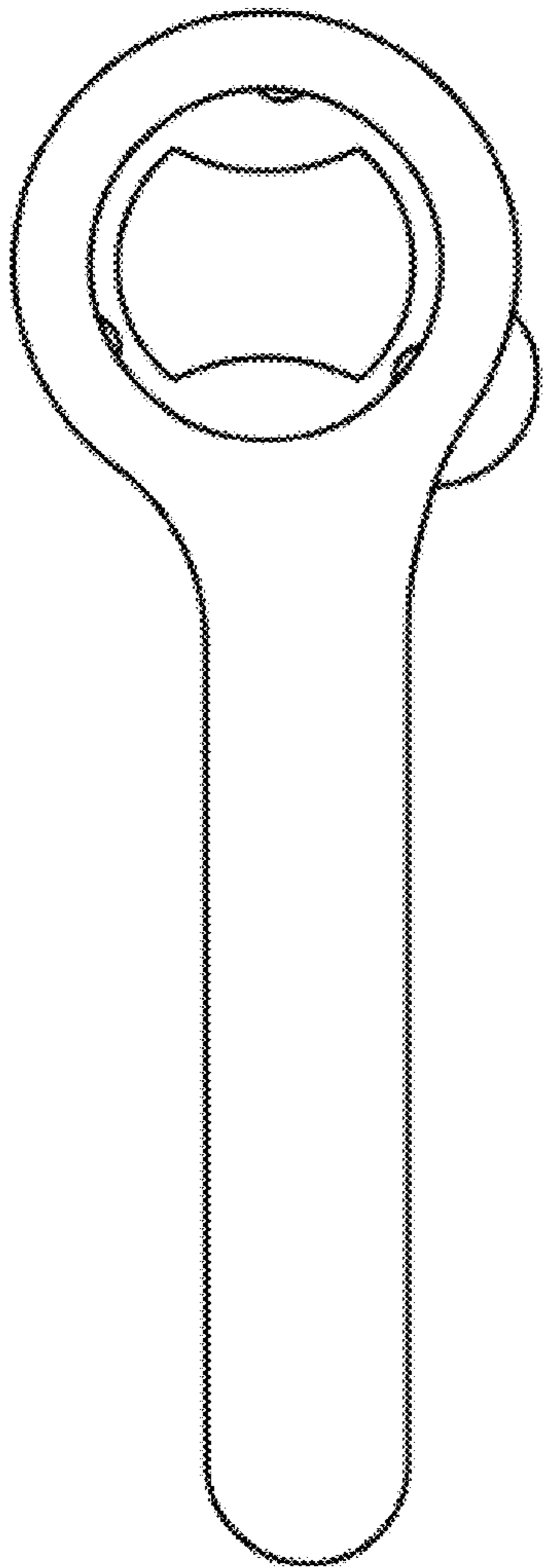


FIG. 1

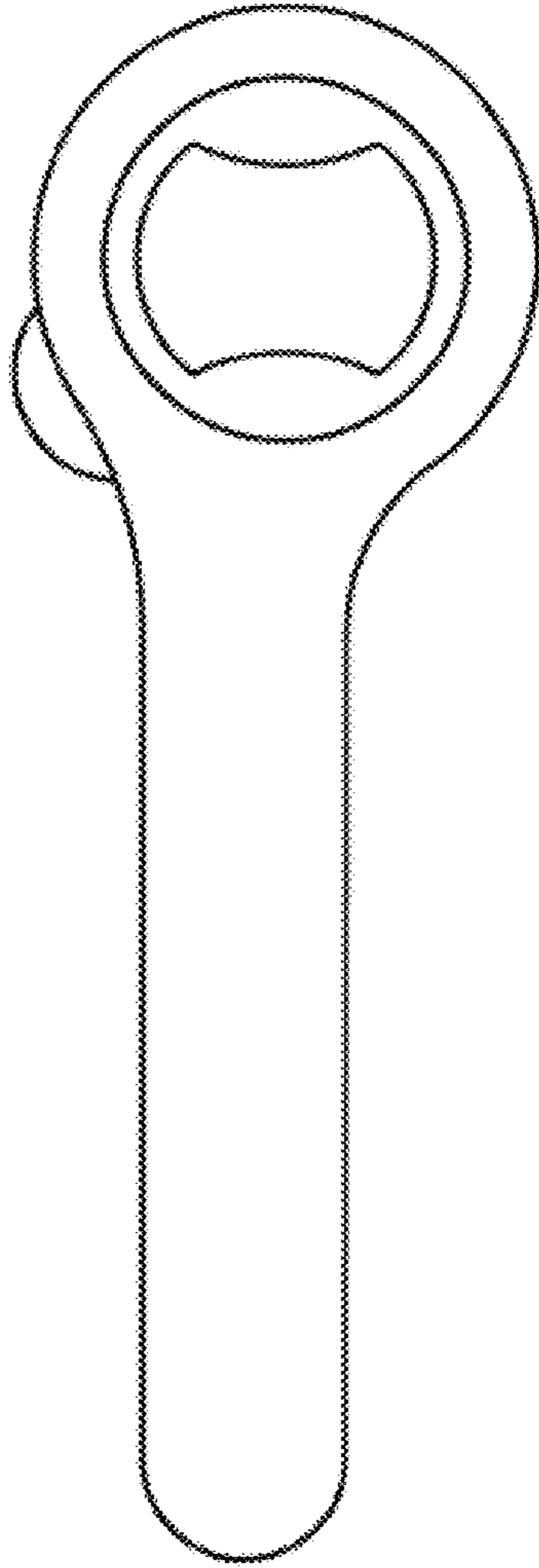


FIG. 2



FIG. 3




FIG. 4



FIG. 5

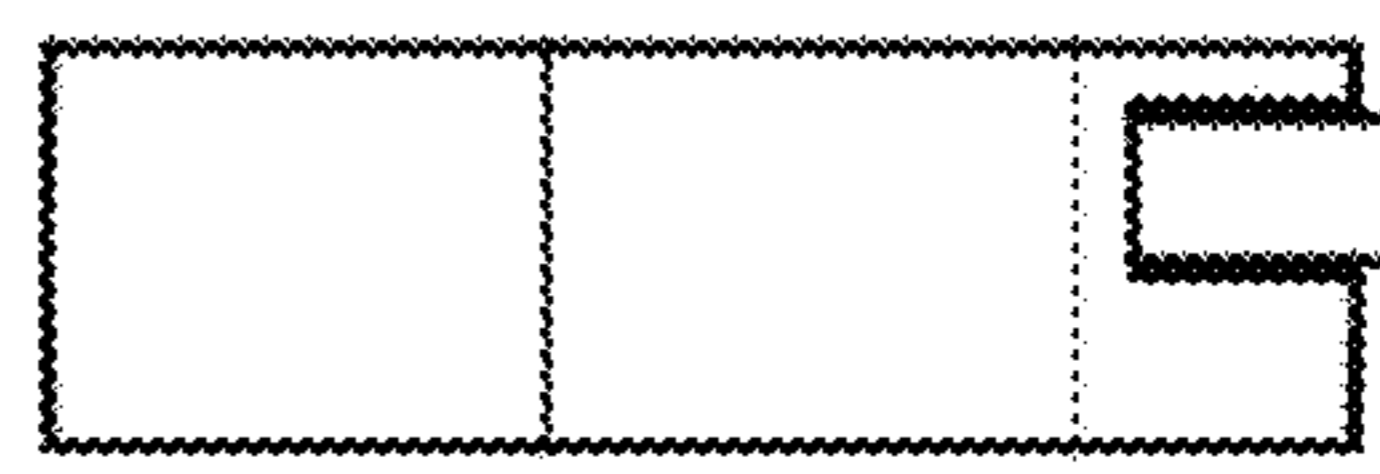


FIG. 6

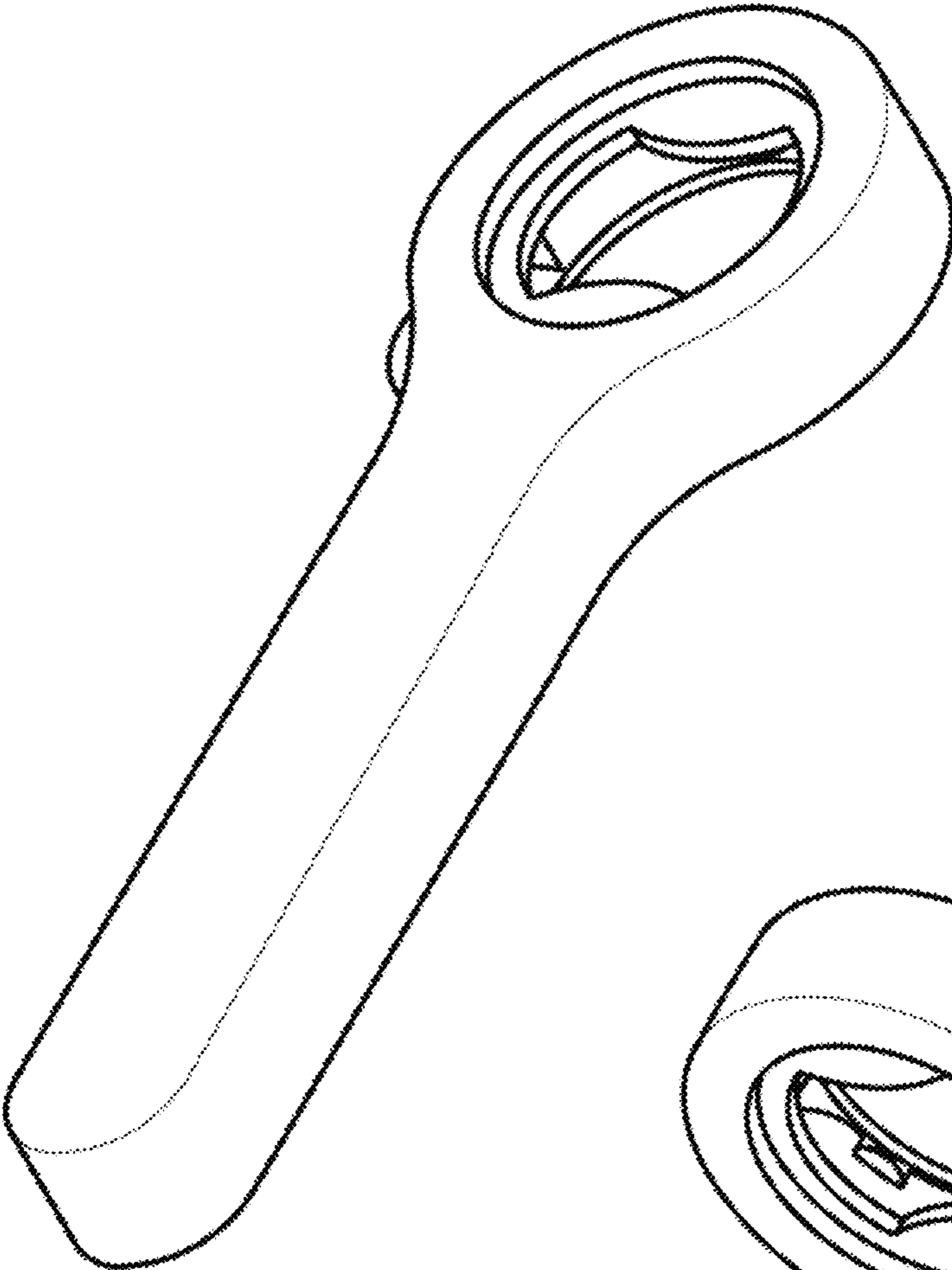


FIG. 7

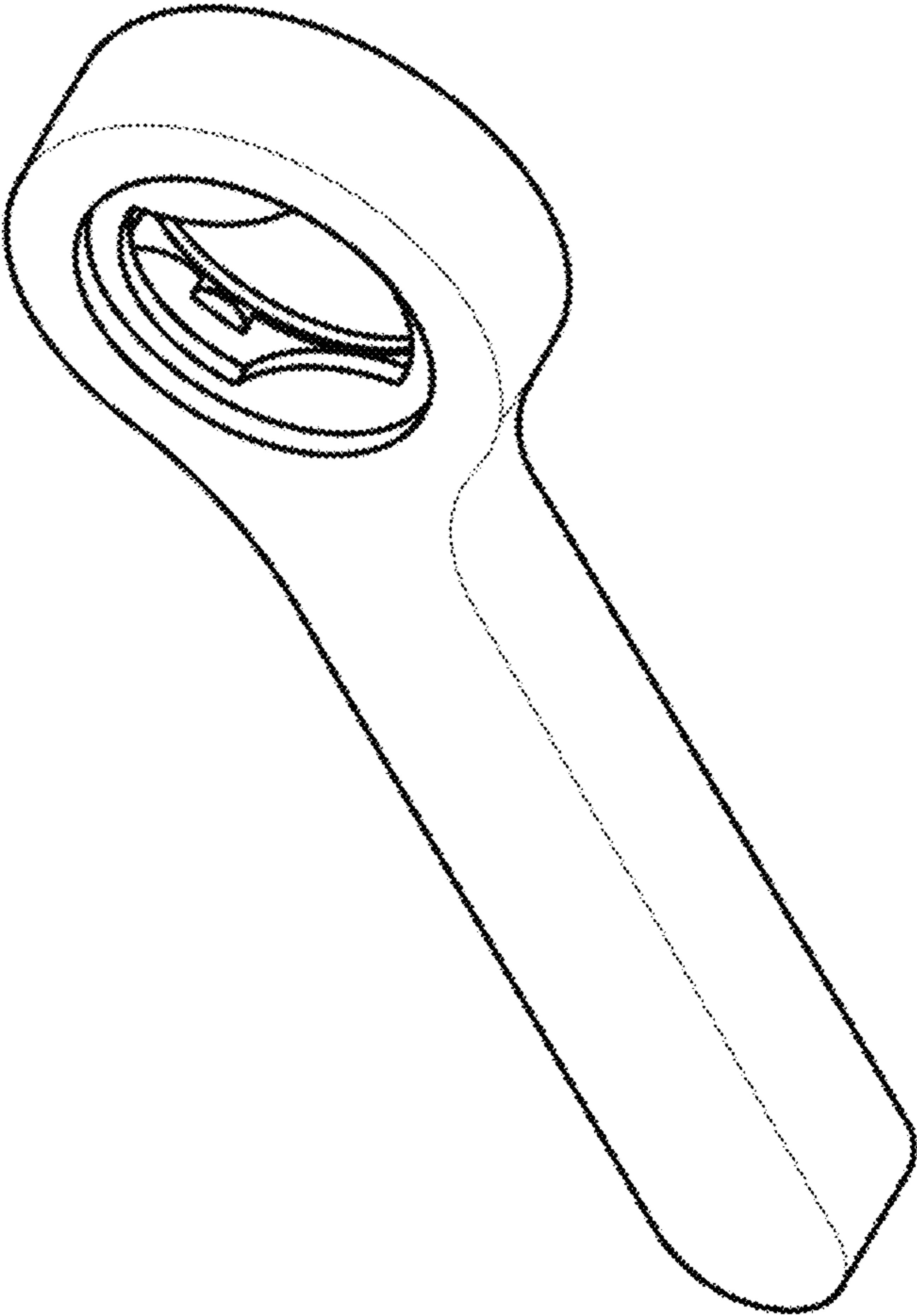


FIG. 8

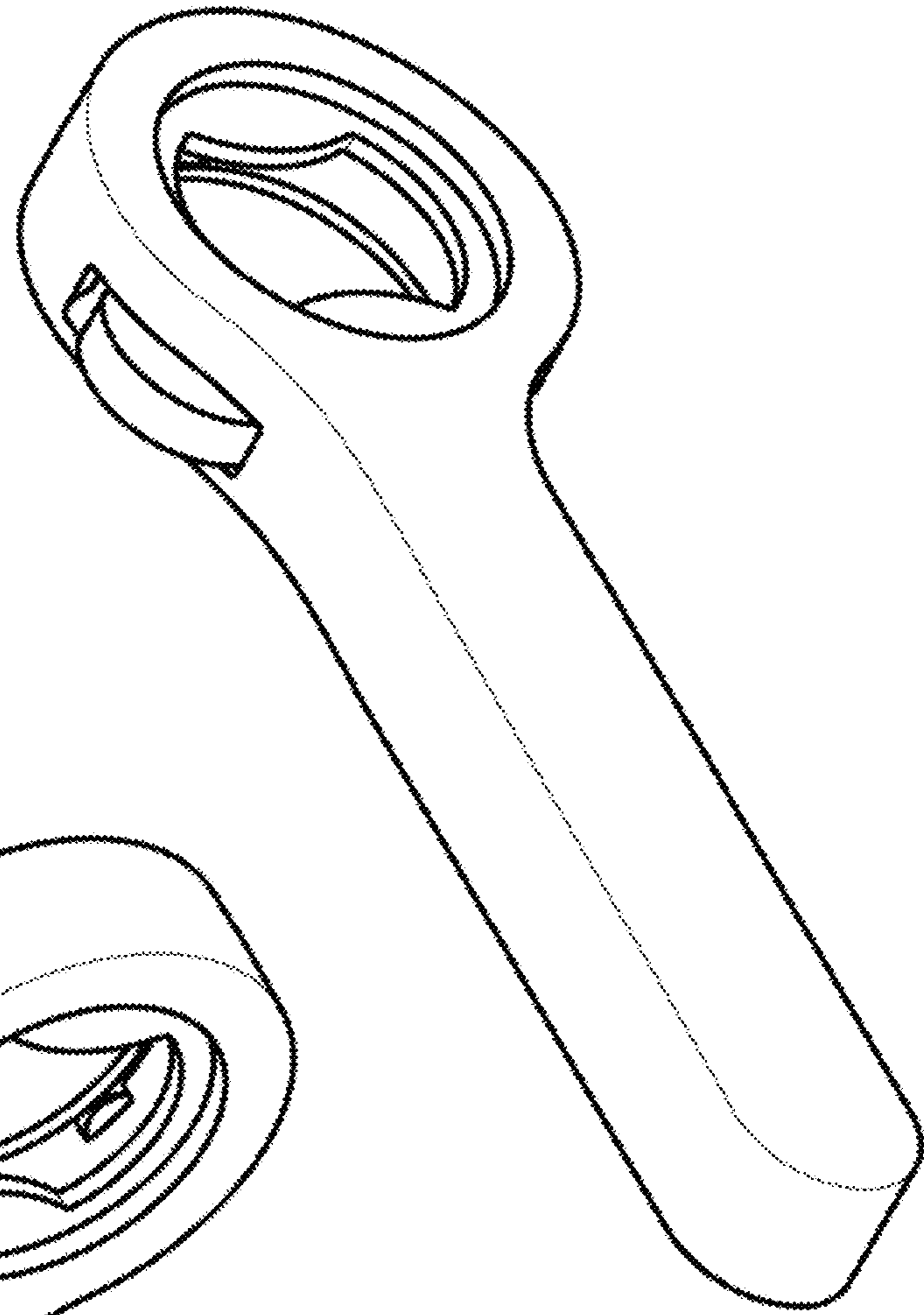


FIG. 9

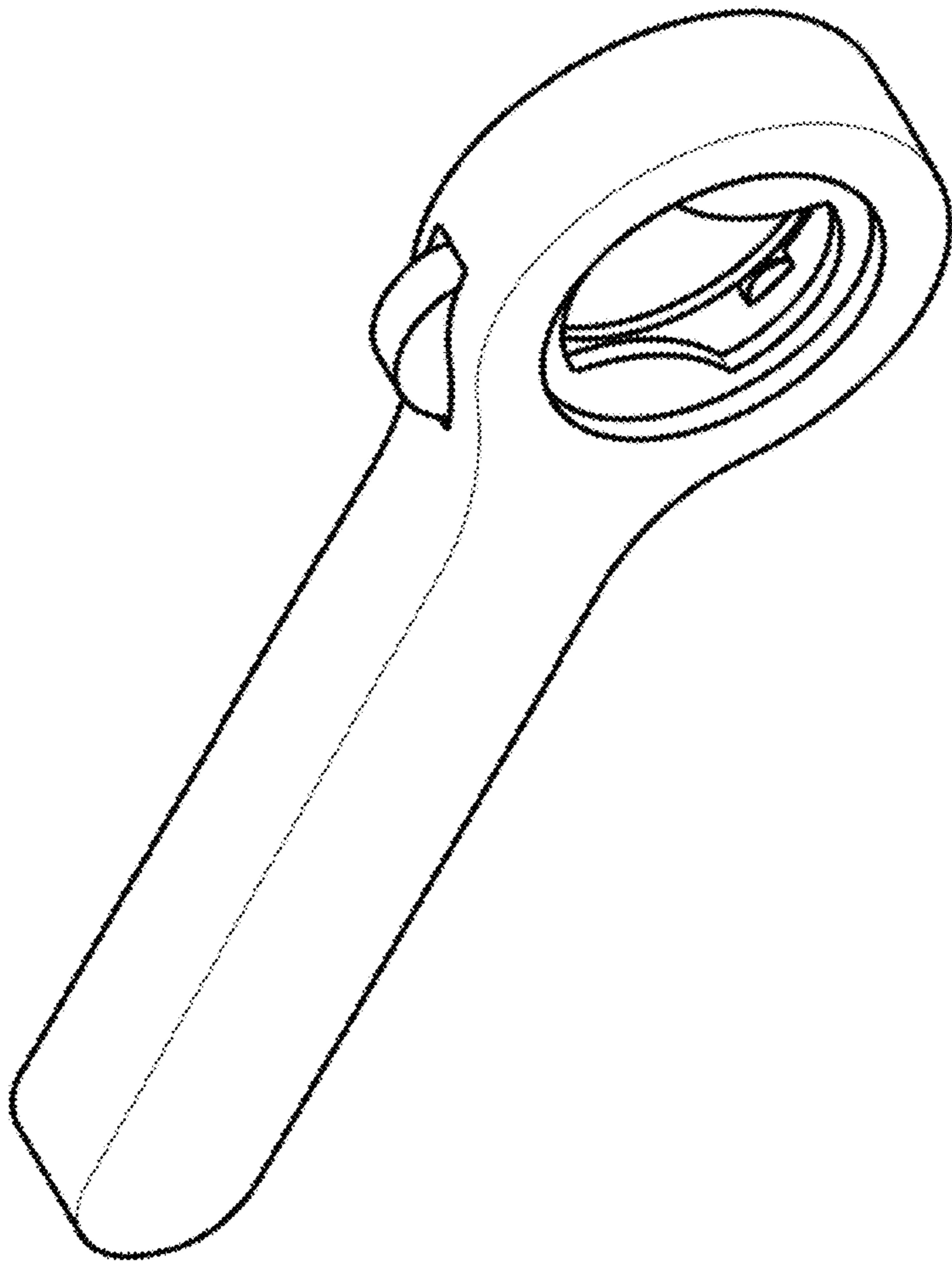


FIG. 10