

US00D962025S

(12) **United States Design Patent**  
**Bugert**

(10) **Patent No.:** **US D962,025 S**

(45) **Date of Patent:** **\*\* Aug. 30, 2022**

(54) **VEHICLE WINDOW BREAKER WITH SEATBELT CUTTER**

(71) Applicant: **Philipp Bugert**, Viernheim (DE)

(72) Inventor: **Philipp Bugert**, Viernheim (DE)

(\*\*) Term: **15 Years**

(21) Appl. No.: **35/511,585**

(22) Filed: **Feb. 25, 2021**

(80) **Hague Agreement Data**

Int. Filing Date: **Feb. 25, 2021**

Int. Reg. No.: **DM/213183**

Int. Reg. Date: **Feb. 25, 2021**

Int. Reg. Pub. Date: **Mar. 26, 2021**

(51) **LOC (13) Cl.** ..... **08-02**

(52) **U.S. Cl.**  
USPC ..... **D8/14; D8/105**

(58) **Field of Classification Search**  
USPC ..... D8/14, 105, 81, 98; D29/124  
CPC ..... A26B 3/005; B25F 1/006  
See application file for complete search history.

(56) **References Cited**

**U.S. PATENT DOCUMENTS**

- 2,593,601 A \* 4/1952 Pollak ..... B26B 27/007  
30/162
- D352,440 S \* 11/1994 Perigny ..... D8/98
- D356,020 S \* 3/1995 Costa ..... D8/98
- D365,163 S \* 12/1995 Brogliato ..... D32/42
- D381,886 S \* 8/1997 Domenico ..... D8/98
- D385,771 S \* 11/1997 Chiang ..... D8/81
- D472,444 S \* 4/2003 Gesheit ..... D8/81

- D595,105 S \* 6/2009 White ..... D8/98
- D642,444 S \* 8/2011 Kommer ..... D8/98
- D692,288 S \* 10/2013 Locklear ..... D8/98
- D833,240 S \* 11/2018 Goldstein ..... D8/19
- D837,930 S \* 1/2019 Draai ..... D22/117
- D891,217 S \* 7/2020 Latham ..... D32/42
- D931,068 S \* 9/2021 Ying ..... D8/14
- D944,063 S \* 2/2022 Shah ..... D8/14
- D947,008 S \* 3/2022 Escobar ..... D8/356

**FOREIGN PATENT DOCUMENTS**

CN 304216006 \* 7/2017

\* cited by examiner

*Primary Examiner* — Deanna L Pratt

(57) **CLAIM**

The ornamental design for a vehicle window breaker with seatbelt cutter, as shown and described.

**DESCRIPTION**

1. Vehicle window breaker with seatbelt cutter

1.1 : Perspective

1.2 : Perspective

1.3 : Left

1.4 : Front

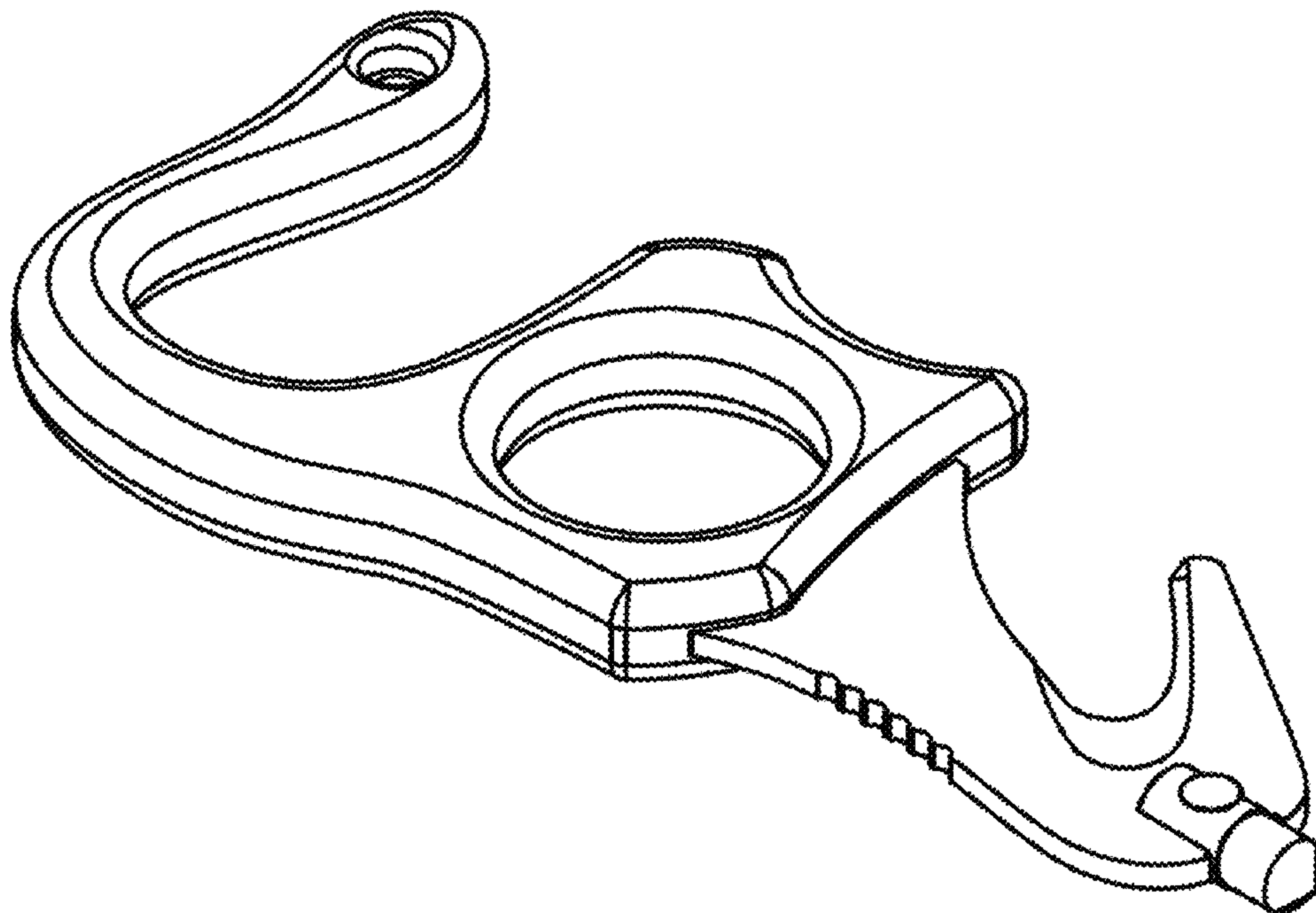
1.5 : Back

1.6 : Top

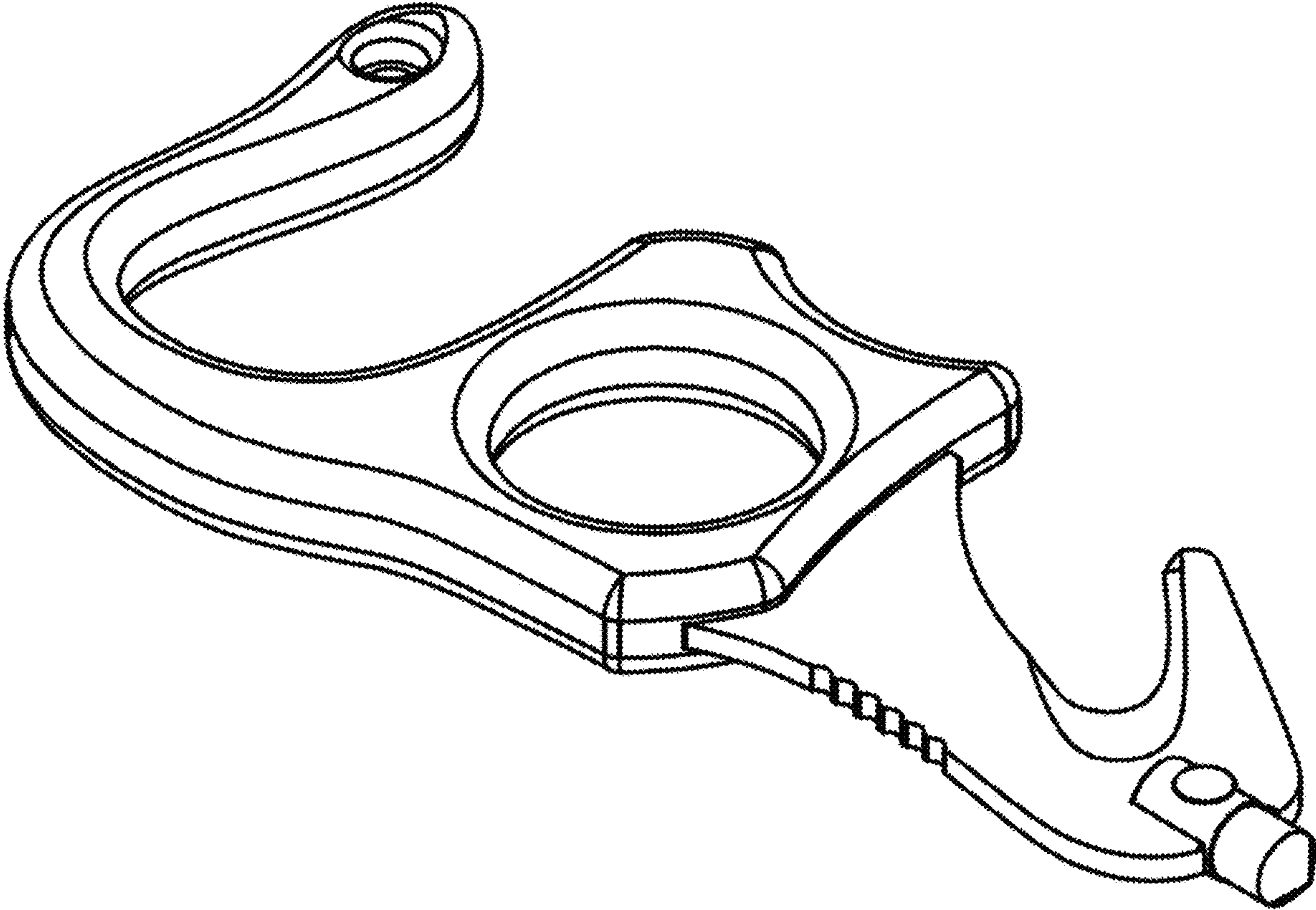
1.7 : Bottom

The design is a vehicle window breaker with seatbelt cutter, shown in the drawings from seven views: fig. 1.1 is a perspective view of the design; fig. 1.2 is a perspective view of the design; fig. 1.3 is a left side view of the design; fig. 1.4 is a front view of the design; fig. 1.5 is a back view of the design; fig. 1.6 is a top view of the design; fig. 1.7 is a bottom view of the design.

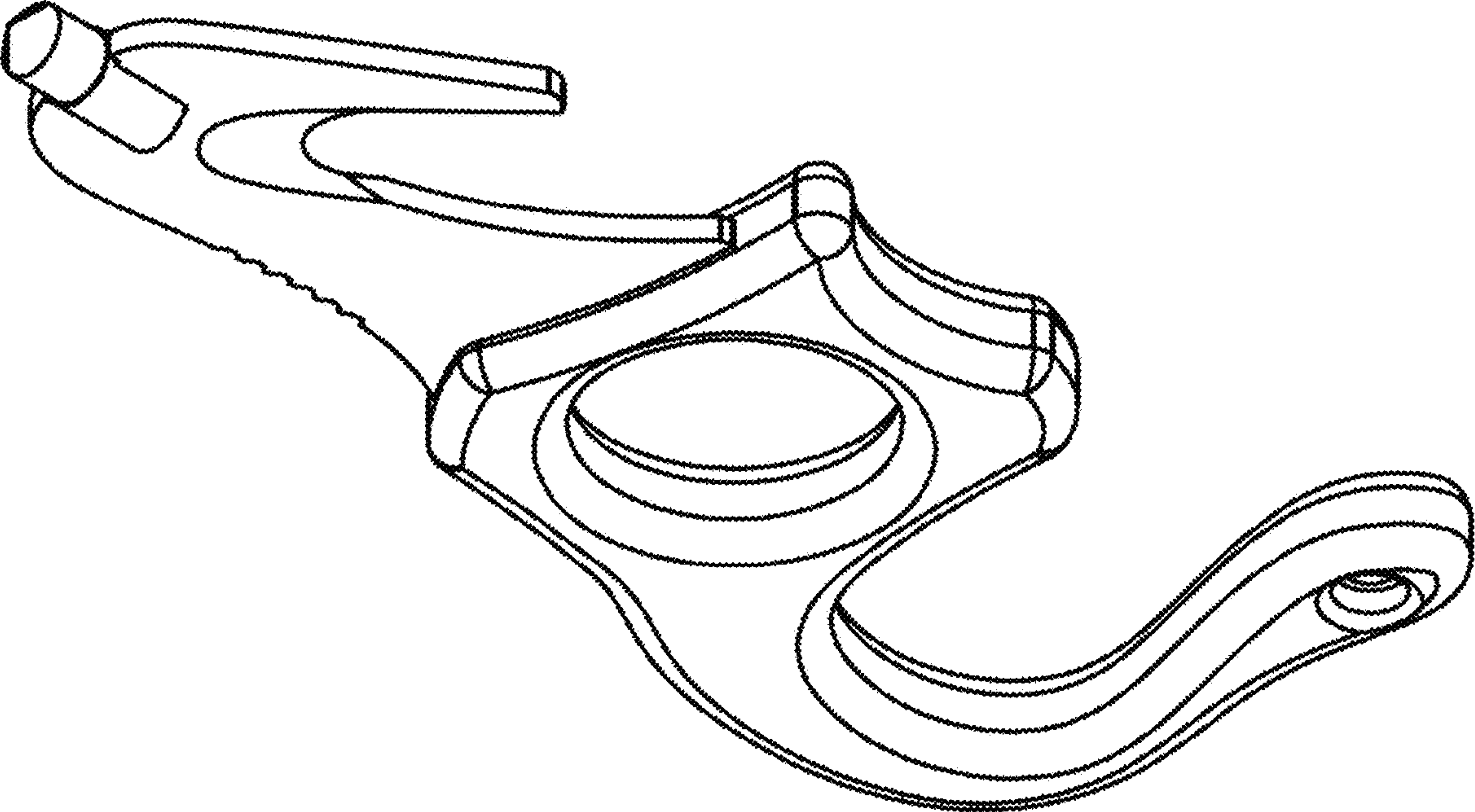
**1 Claim, 7 Drawing Sheets**



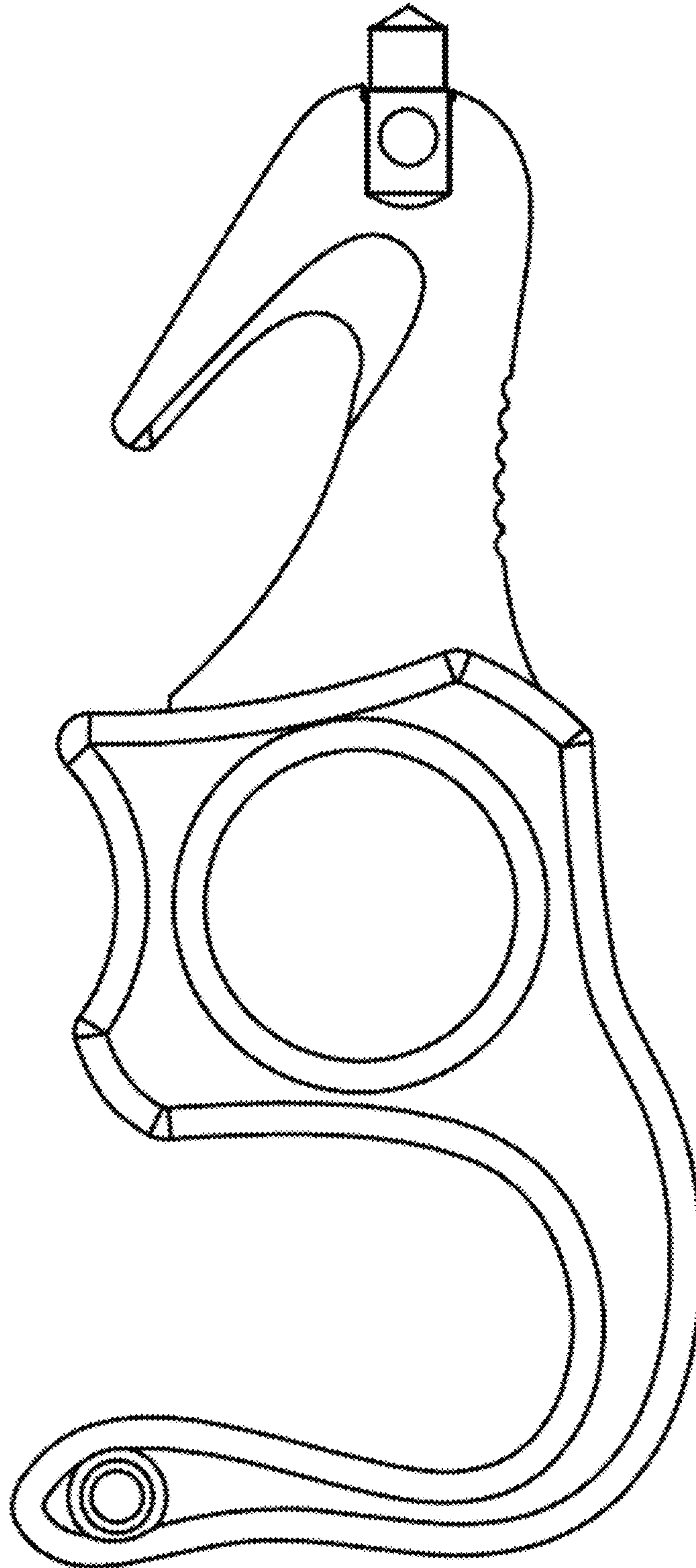
1.1



1.2

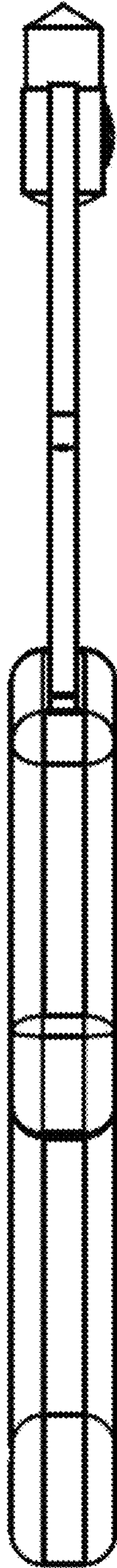


1.3

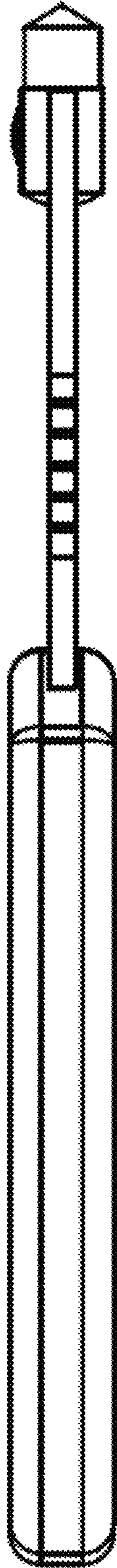




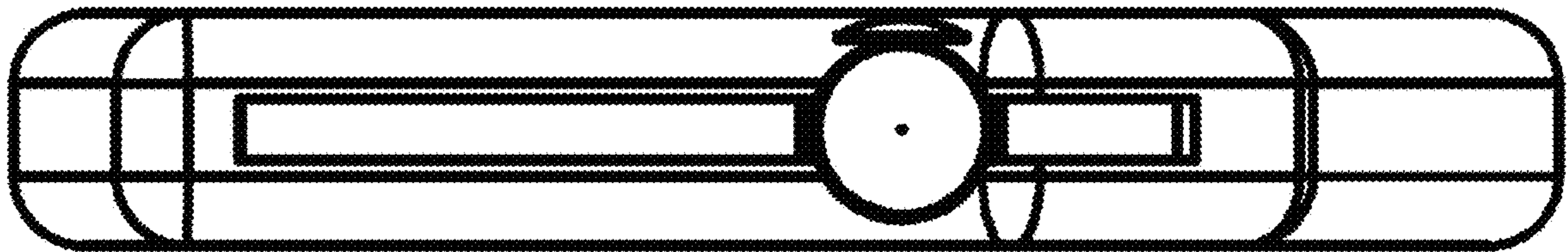
1.4



1.5



1.6



1.7

