



US00D962023S

(12) **United States Design Patent** (10) **Patent No.:** **US D962,023 S**
Neri (45) **Date of Patent:** **** Aug. 30, 2022**

(54) **WEED EXTRACTION TOOL**
(71) Applicant: **Michael A. Neri**, Rochester, NY (US)
(72) Inventor: **Michael A. Neri**, Rochester, NY (US)
(73) Assignee: **Michael A. Neri**, Rochester, NY (US)
(**) Term: **15 Years**

2,882,085 A 4/1959 Abbott
D253,159 S * 10/1979 Crisafulli D8/9
D274,403 S 6/1984 Clark, III
5,188,340 A 2/1993 Green
5,402,853 A 4/1995 Tauber
5,490,374 A 2/1996 Calande
5,609,325 A 3/1997 DeArmond
D413,773 S * 9/1999 Chang D8/1
7,100,899 B2 9/2006 Hoover
7,131,677 B2 11/2006 Ota
D605,004 S * 12/2009 Tafoya A01C 5/02
D8/12

(21) Appl. No.: **29/804,965**

(Continued)

(22) Filed: **Aug. 24, 2021**

FOREIGN PATENT DOCUMENTS

(51) **LOC (13) Cl.** **08-01**

(52) **U.S. Cl.**
USPC **D8/1**

CA 2570979 A1 6/2008

(58) **Field of Classification Search**
USPC D8/1, 3, 6, 7, 9, 12, 13; 248/215;
171/56; 111/7.1, 106
CPC A01C 5/02; A01B 1/16
See application file for complete search history.

Primary Examiner — Rachel A. Voorhies
Assistant Examiner — Benjamin D. Wannemacher
(74) *Attorney, Agent, or Firm* — Heslin Rothenberg
Farley & Mesiti P.C.

(56) **References Cited**

(57) **CLAIM**

The ornamental design for a weed extraction tool, as shown and described.


U.S. PATENT DOCUMENTS

DESCRIPTION

D29,443 S * 10/1898 Pearson A01B 1/16
D8/9
694,088 A * 2/1902 Bowman A01B 1/18
294/50.9
747,881 A * 12/1903 Foley B62C 5/02
278/51
838,254 A * 12/1906 Johnson B62C 5/02
278/50
982,575 A * 1/1911 Carpenter A01C 5/02
7/161
1,398,850 A * 11/1921 Franco A01B 1/16
7/114
1,728,195 A * 9/1929 Barnes F16B 9/058
403/201
2,317,801 A * 4/1943 Power A01B 1/16
294/50.6
2,373,872 A * 4/1945 Couture A01B 1/18
294/50.9

FIG. 1 is a perspective view of a weed extraction tool in accordance with the new design;
FIG. 2 is a front elevational view of thereof;
FIG. 3 is a right side elevational view thereof;
FIG. 4 is a left side elevational view thereof;
FIG. 5 is a rear elevational view thereof;
FIG. 6 is an enlarged top view thereof; and,
FIG. 7 is an enlarged bottom view thereof.
The broken lines in the drawings illustrate portions of the weed extraction tool which form no part of the claimed design.
The long dash-dot-long dash lines in the drawings represent a boundary of the claimed design.

1 Claim, 4 Drawing Sheets



(56)

References Cited

U.S. PATENT DOCUMENTS

D716,118 S 10/2014 Lee
2009/0283281 A1 11/2009 Lewis

* cited by examiner




FIG. 1




FIG. 2

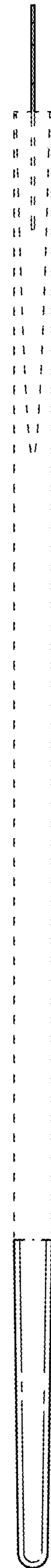


FIG. 3

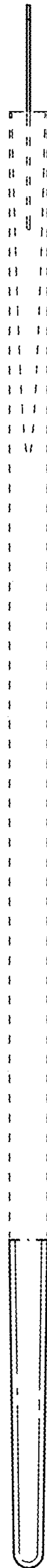


FIG. 4




FIG. 5

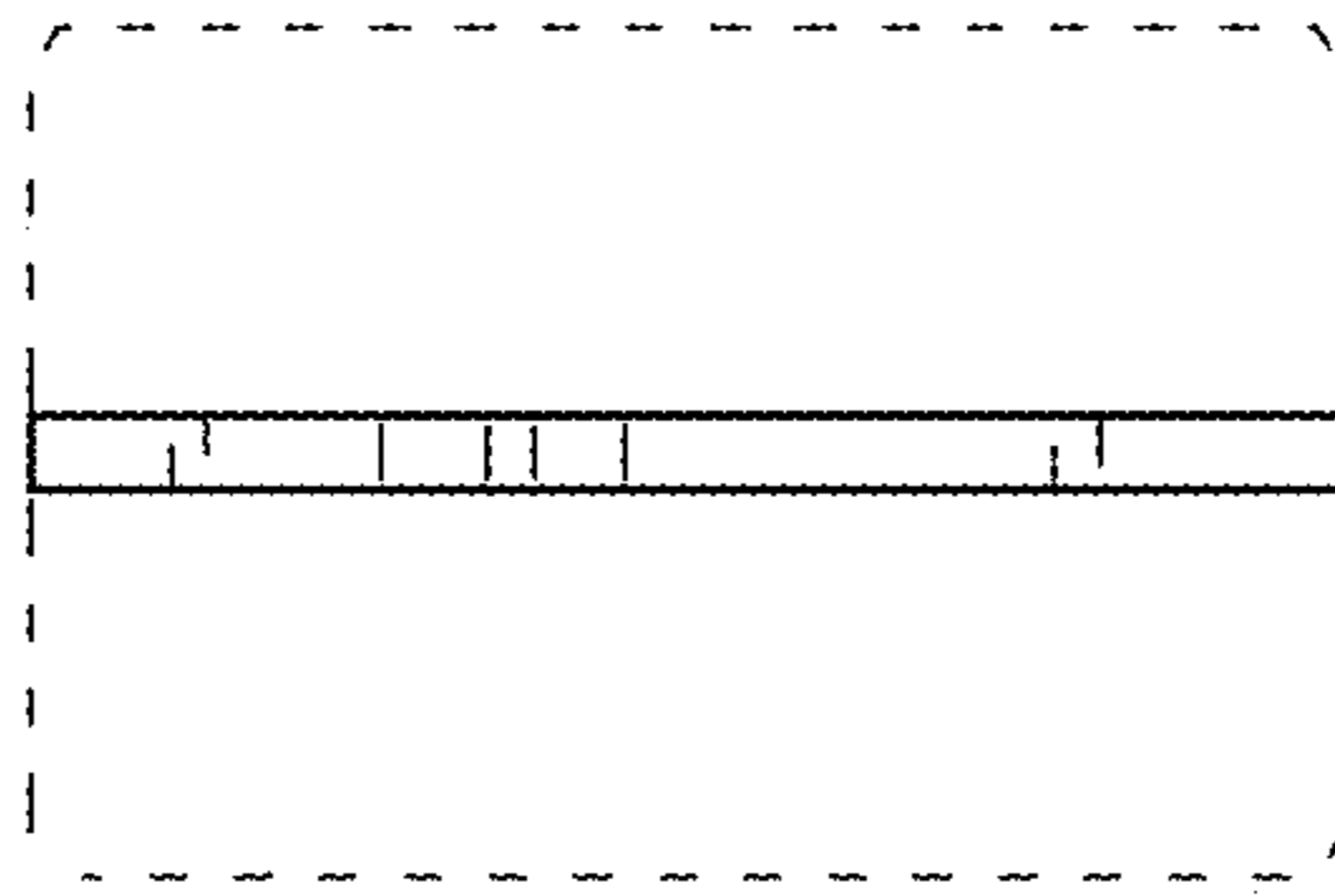


FIG. 6

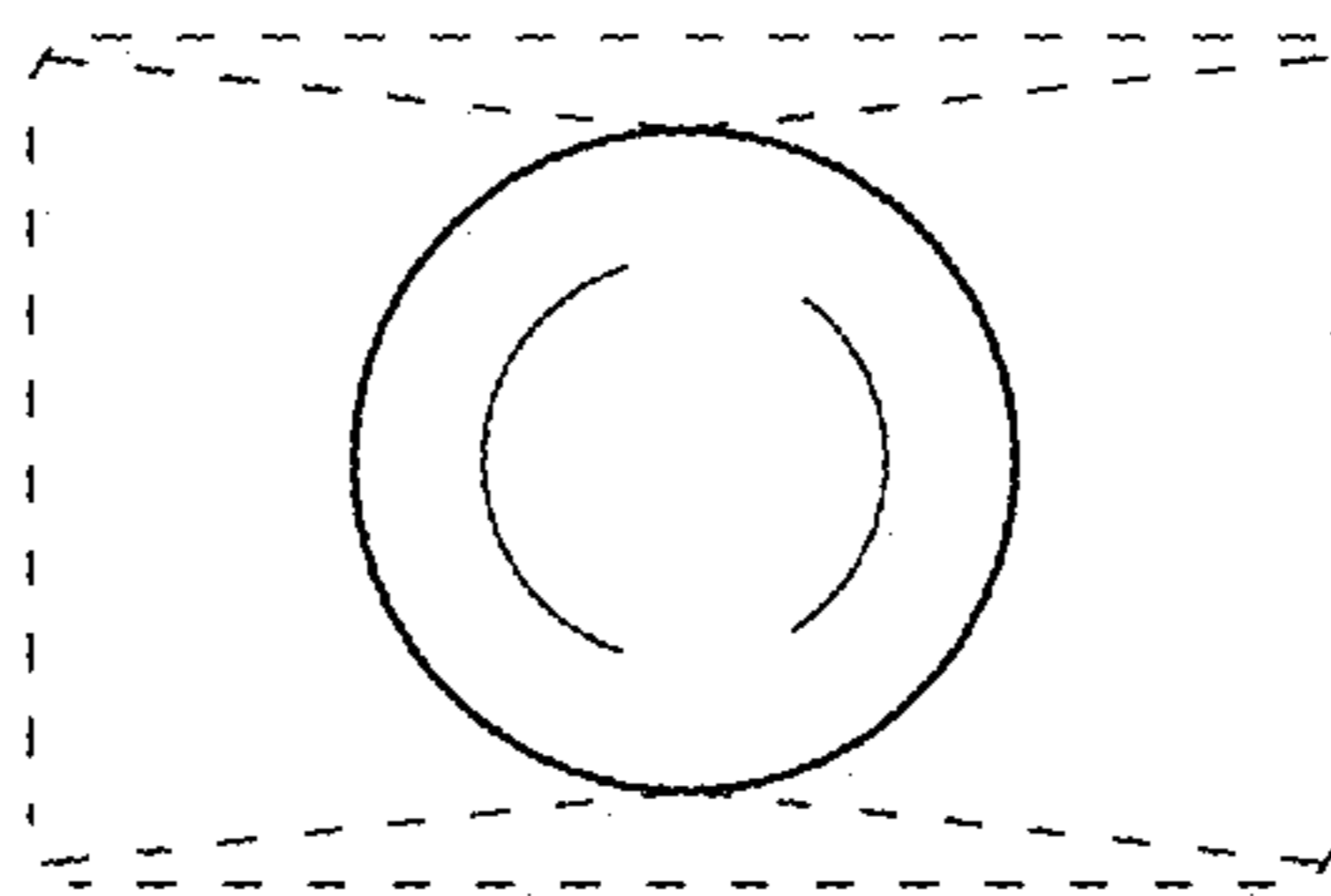


FIG. 7