



US00D962005S

(12) **United States Design Patent**  
**Durham**

(10) **Patent No.:** **US D962,005 S**

(45) **Date of Patent:** **\*\* Aug. 30, 2022**

(54) **TIERED AND SELF-BALANCING SERVING TRAY**

(71) Applicant: **Douglas R. Durham**, Winterville, NC (US)

(72) Inventor: **Douglas R. Durham**, Winterville, NC (US)

(\*\*) Term: **15 Years**

(21) Appl. No.: **29/774,168**

(22) Filed: **Mar. 15, 2021**

(51) **LOC (13) Cl.** ..... **07-01**

(52) **U.S. Cl.**  
USPC ..... **D7/554.2**

(58) **Field of Classification Search**  
USPC ..... D7/500, 505, 550.1, 553.1, 553.2, 553.6, D7/554.2, 553-553.8  
CPC ..... A47G 19/00; A47G 19/02; A47G 19/06; A47G 23/06; A47G 23/0608; A47G 23/0208

See application file for complete search history.

(56) **References Cited**

**U.S. PATENT DOCUMENTS**

- D362,787 S \* 10/1995 Burke ..... D7/505
- D373,708 S \* 9/1996 Hamilton ..... D7/505
- D498,116 S \* 11/2004 Papanastasiou ..... D7/362
- 7,219,622 B1 \* 5/2007 Powers ..... A01K 5/0142  
119/51.5
- D558,526 S \* 1/2008 Molina ..... D7/552.2
- D802,359 S \* 11/2017 Thomas ..... D7/391

- D839,671 S \* 2/2019 Greenwood ..... D7/501
- D868,511 S \* 12/2019 McBride ..... D6/677.1
- D889,173 S \* 7/2020 Clayton ..... D6/705.1
- D889,210 S \* 7/2020 Jones ..... D7/610
- D895,371 S \* 9/2020 Brown ..... D7/554.2
- D935,246 S \* 11/2021 Peng ..... D6/677.1
- D938,763 S \* 12/2021 Lin ..... D6/675.1
- 2003/0196978 A1 \* 10/2003 Humphrey ..... A47F 5/02  
211/144

\* cited by examiner

*Primary Examiner* — Kelley A Donnelly

(74) *Attorney, Agent, or Firm* — Ashley D. Johnson;  
Dogwood Patent and Trademark Law

(57) **CLAIM**

The ornamental design for a tiered and self-balancing serving tray, as shown and described.

**DESCRIPTION**

FIG. 1 is a front perspective view of a new design for a tiered and self-balancing serving tray.

FIG. 2 is a front view of a new design for a tiered and self-balancing serving tray.

FIG. 3 is a rear view of a new design for a tiered and self-balancing serving tray.

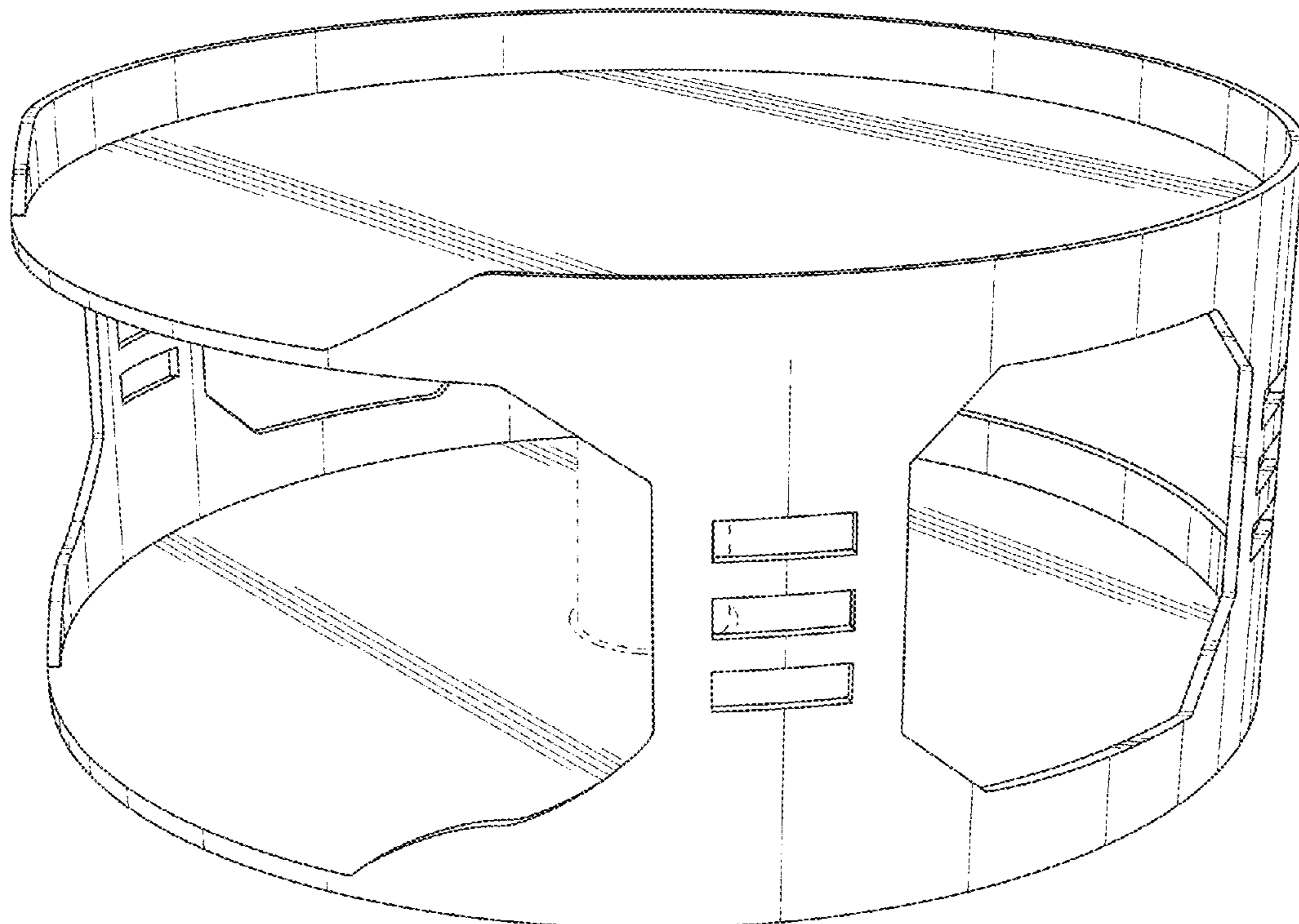
FIG. 4 is a left side view of a new design for a tiered and self-balancing serving tray.

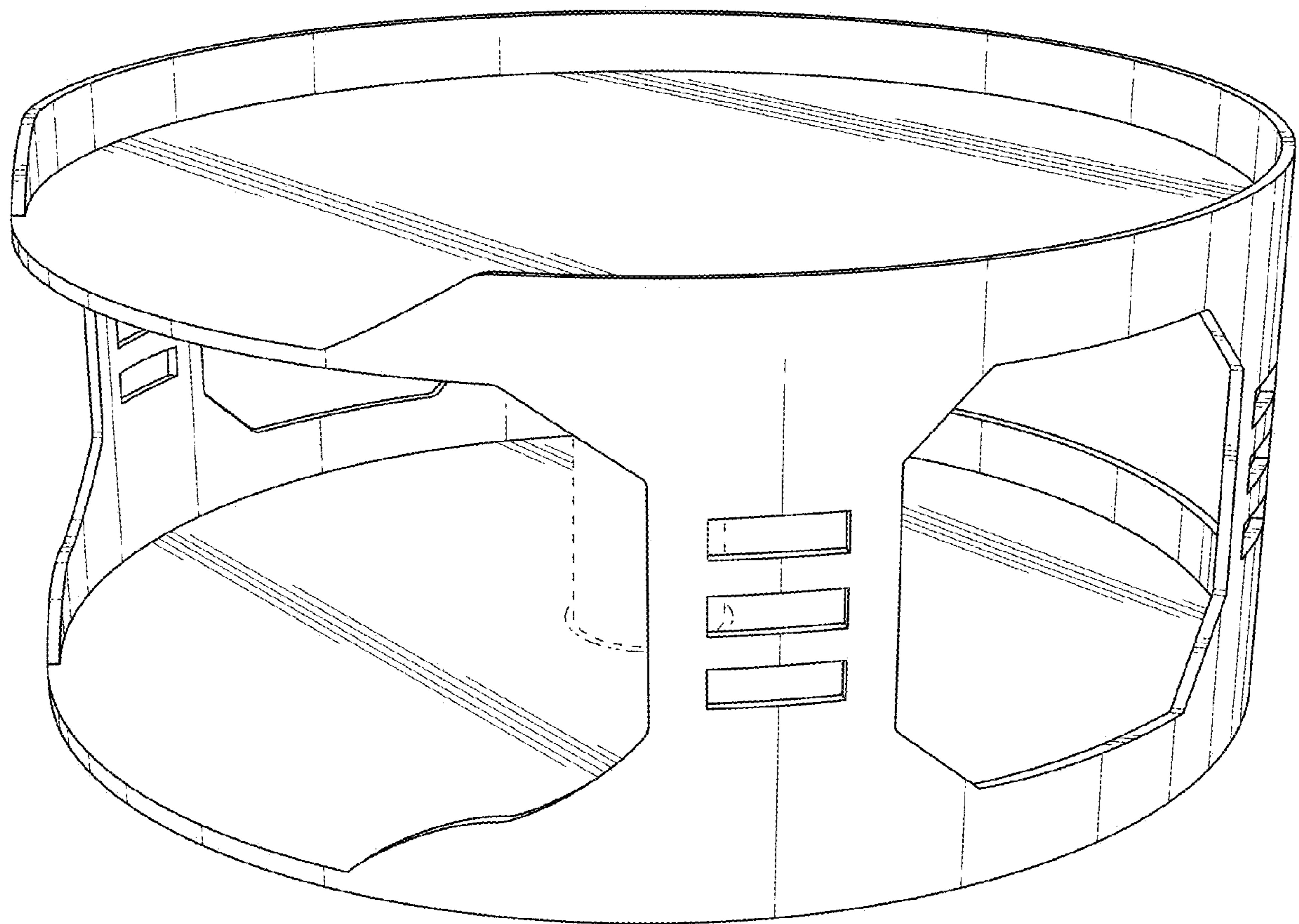
FIG. 5 is a right side view of a tiered and self-balancing serving tray.

FIG. 6 is a top view of a new design for a tiered and self-balancing serving tray; and,

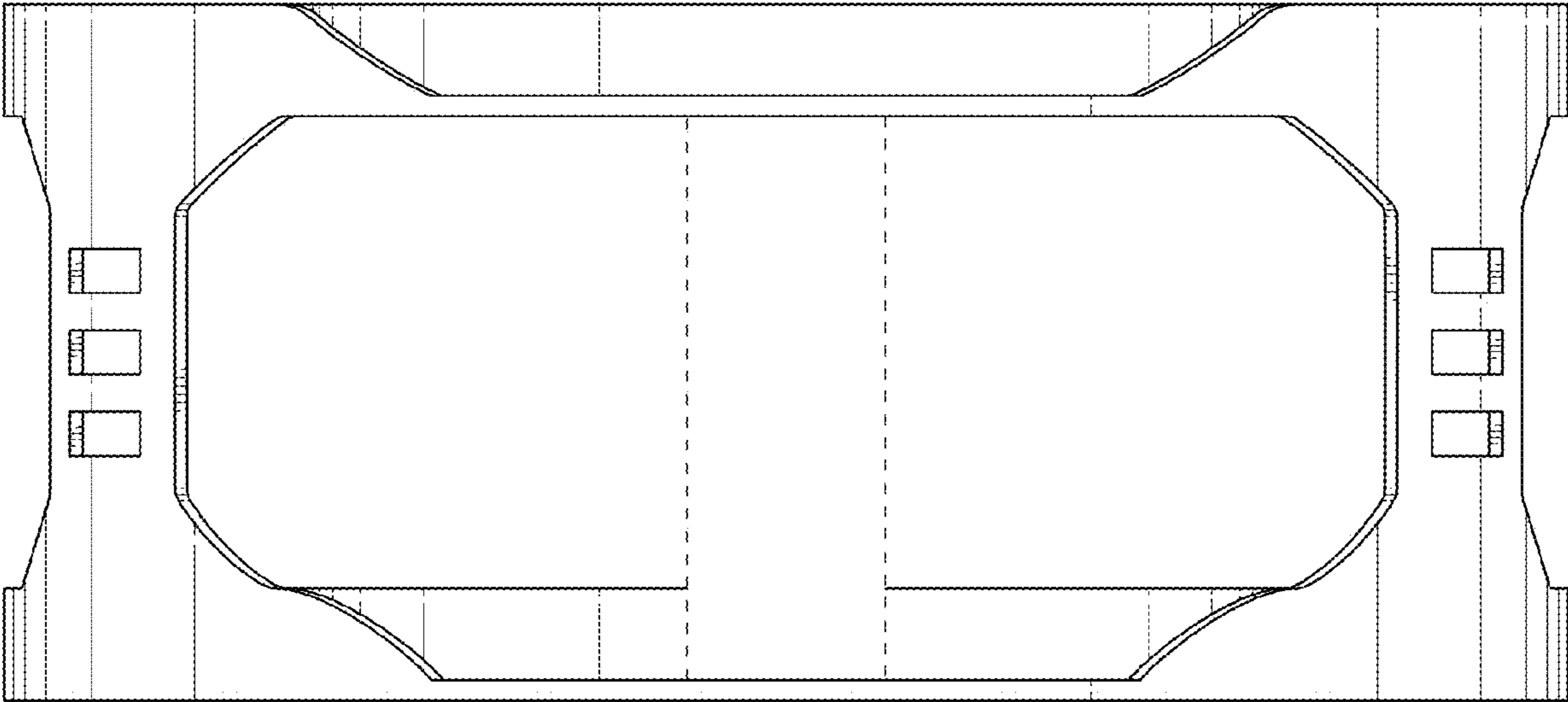
FIG. 7 is a bottom view of a new design for a tiered and self-balancing serving tray.

**1 Claim, 7 Drawing Sheets**

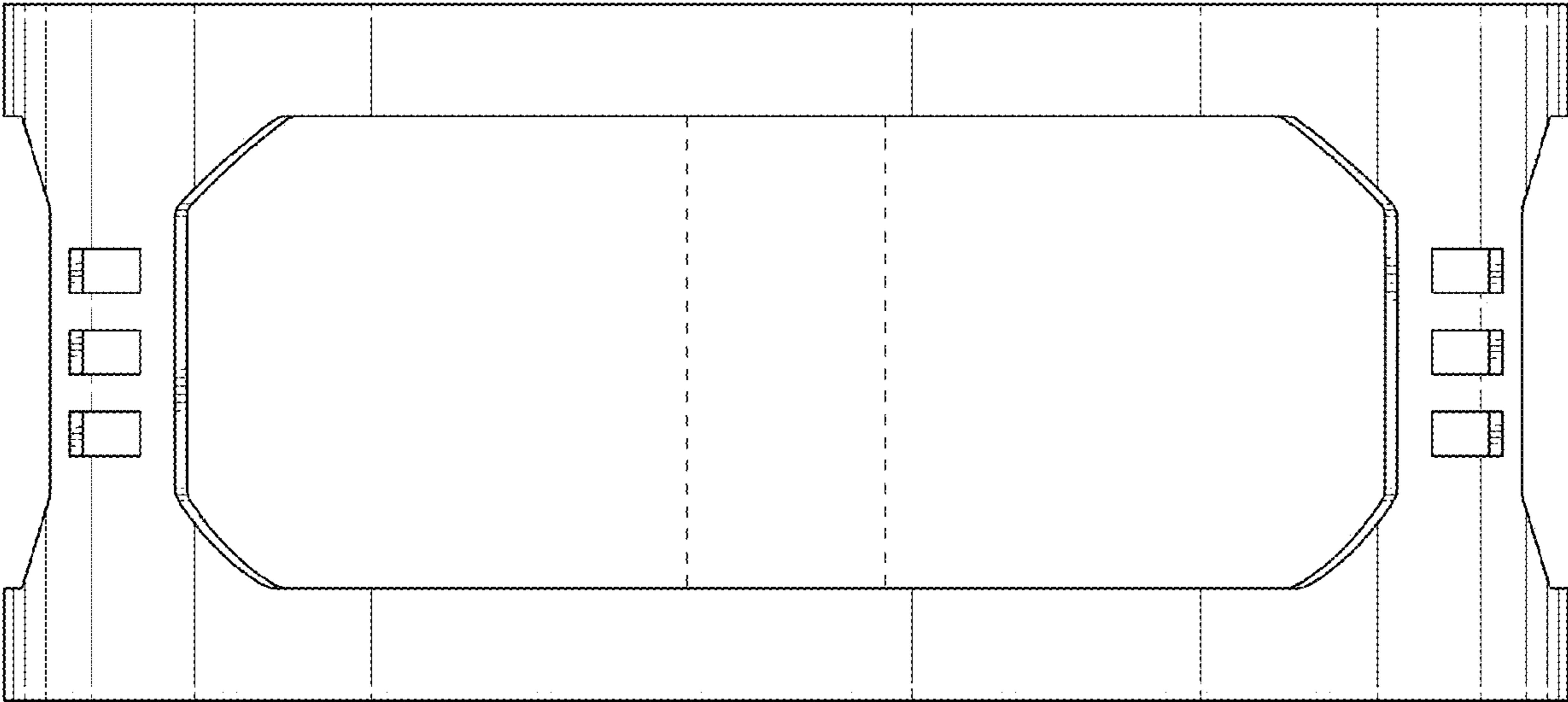




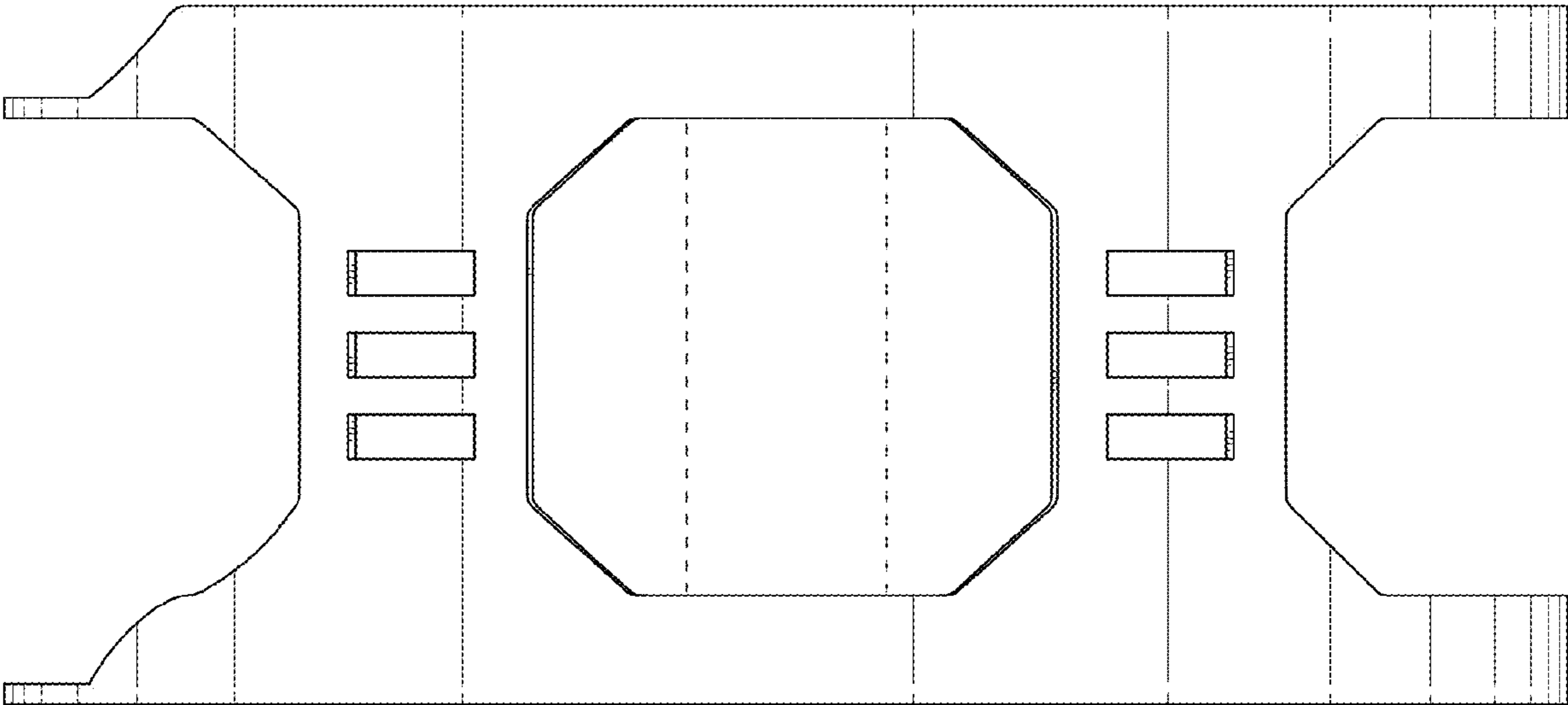
**FIG. 1**



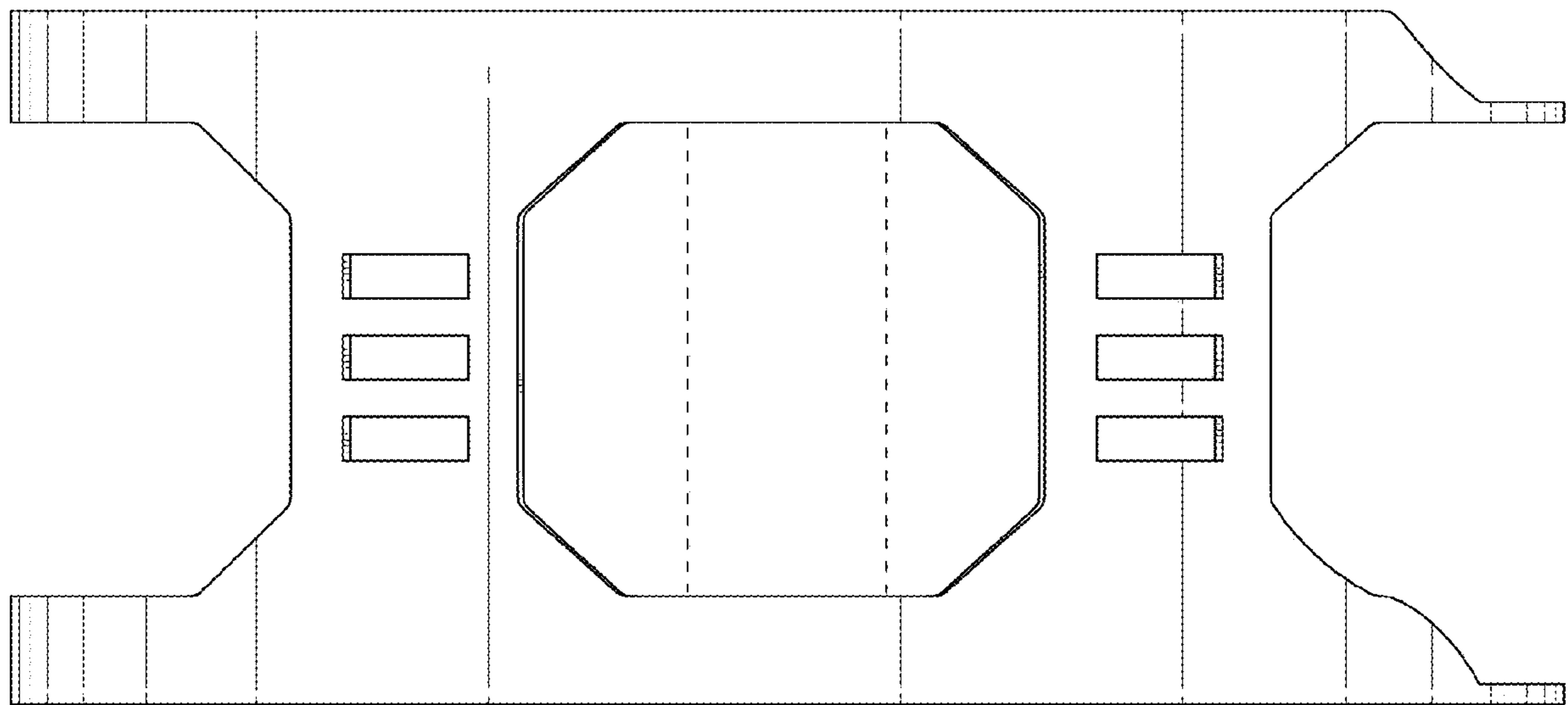
**FIG. 2**




**FIG. 3**




**FIG. 4**



**FIG. 5**



**FIG. 6**



**FIG. 7**