



US00D961973S

(12) **United States Design Patent** (10) **Patent No.:** **US D961,973 S**  
**LaDuke et al.** (45) **Date of Patent:** **\*\* Aug. 30, 2022**

(54) **TABLE LEG**

(71) Applicants: **Peter LaDuke**, Holland, MI (US); **Tod Babick**, Grand Rapids, MI (US); **Brad DeBruyne**, Walker, MI (US)

(72) Inventors: **Peter LaDuke**, Holland, MI (US); **Tod Babick**, Grand Rapids, MI (US); **Brad DeBruyne**, Walker, MI (US)

(\*\*) Term: **15 Years**

(21) Appl. No.: **29/736,156**

(22) Filed: **May 28, 2020**

(51) **LOC (13) Cl.** ..... **06-06**

(52) **U.S. Cl.**  
USPC ..... **D6/709**

(58) **Field of Classification Search**  
USPC ... D6/641, 642, 685, 686, 702, 708, 708.16,  
D6/708.17, 708.22, 709, 709.2, 709.21,  
D6/710; D25/119, 121, 122, 126  
CPC ..... A47B 33/00; A47B 33/12; A47B 43/00;  
A47B 2200/0011; A47B 2200/0013;  
A47B 2200/0016; A47B 2200/0017;  
A47B 2200/002; A47B 2200/0021; A47B  
2200/0022

See application file for complete search history.

(56) **References Cited**

U.S. PATENT DOCUMENTS

3,166,100 A \* 1/1965 Joseph ..... F16B 12/40  
138/171  
D343,312 S \* 1/1994 Burdick ..... D25/122

D393,967 S \* 5/1998 Grosfillex ..... D25/126  
D519,305 S \* 4/2006 Pessoa ..... F16B 12/40  
D6/709  
D719,773 S \* 12/2014 Korte ..... D6/709  
D720,170 S \* 12/2014 Korte ..... A47B 21/06  
D6/709  
D747,128 S \* 1/2016 Chang ..... D6/709  
2021/0330074 A1 \* 10/2021 LaDuke ..... A47B 21/06

\* cited by examiner

*Primary Examiner* — Mary Ann Calabrese

(74) *Attorney, Agent, or Firm* — Gutwein Law; Greg N. Geiser

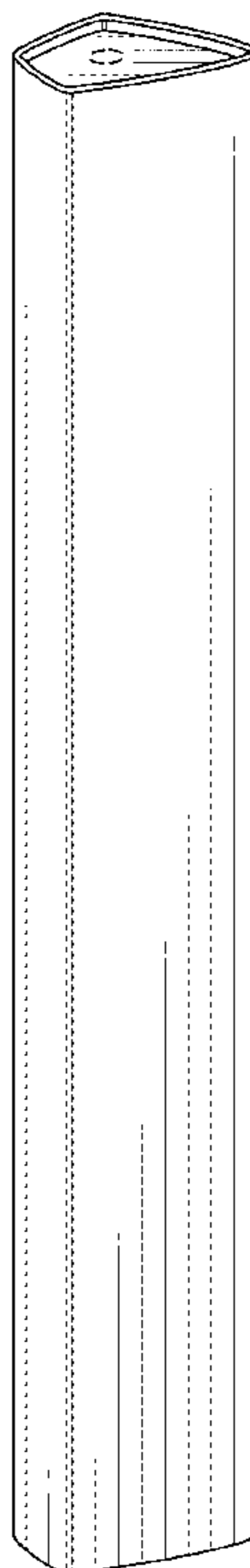
(57) **CLAIM**

The ornamental design for a table leg, as shown and described.

**DESCRIPTION**

FIG. 1 is an isometric view of the table leg showing our new design;  
FIG. 2 is front side view thereof;  
FIG. 3 is a rear side view thereof;  
FIG. 4 is a left side view thereof;  
FIG. 5 is a right side view thereof;  
FIG. 6 is a top side view thereof; and,  
FIG. 7 is a bottom side view thereof.  
The broken lines in the drawings show portions of the table leg that form no part of the claimed design.

**1 Claim, 3 Drawing Sheets**






FIG. 1




FIG. 2

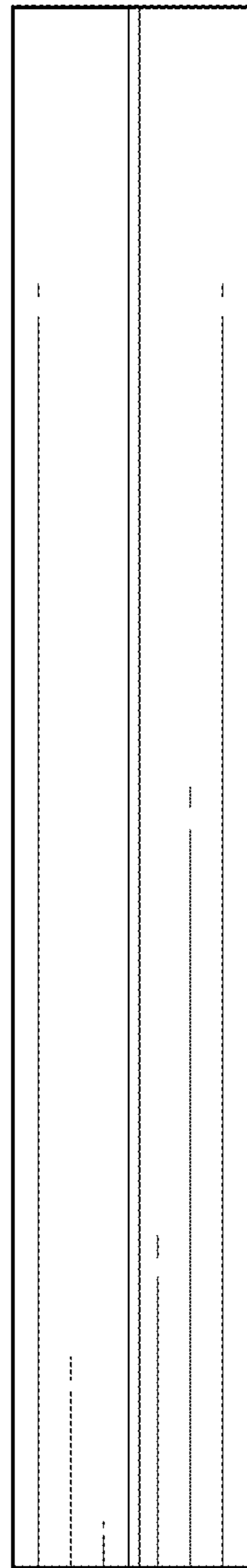


FIG. 3




FIG. 4

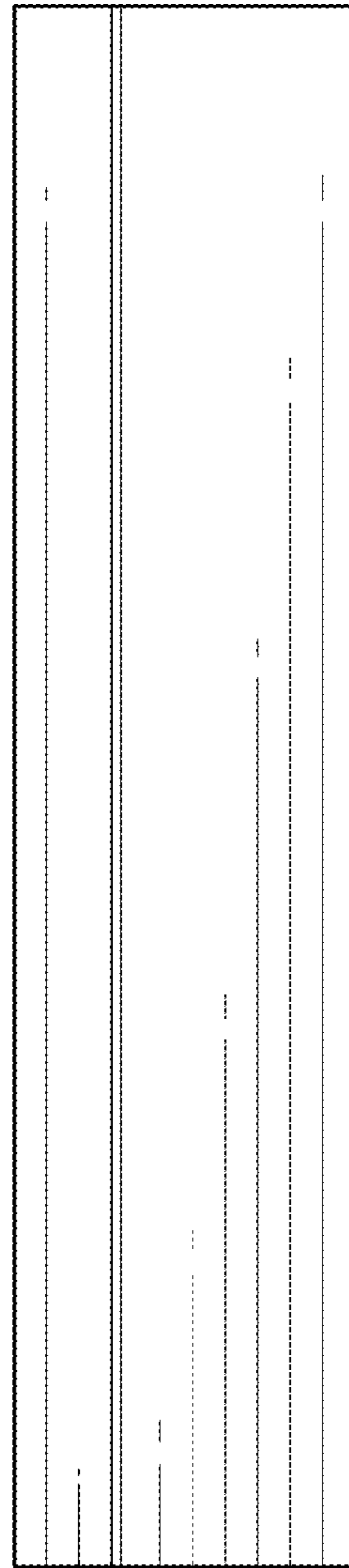


FIG. 5

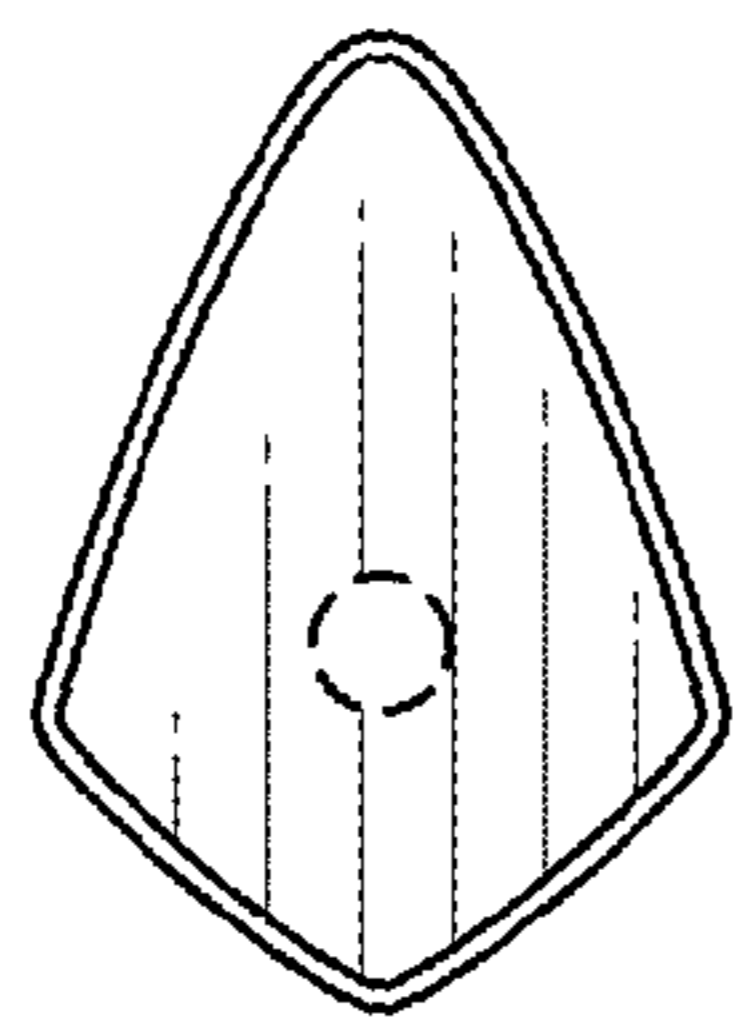


FIG. 6

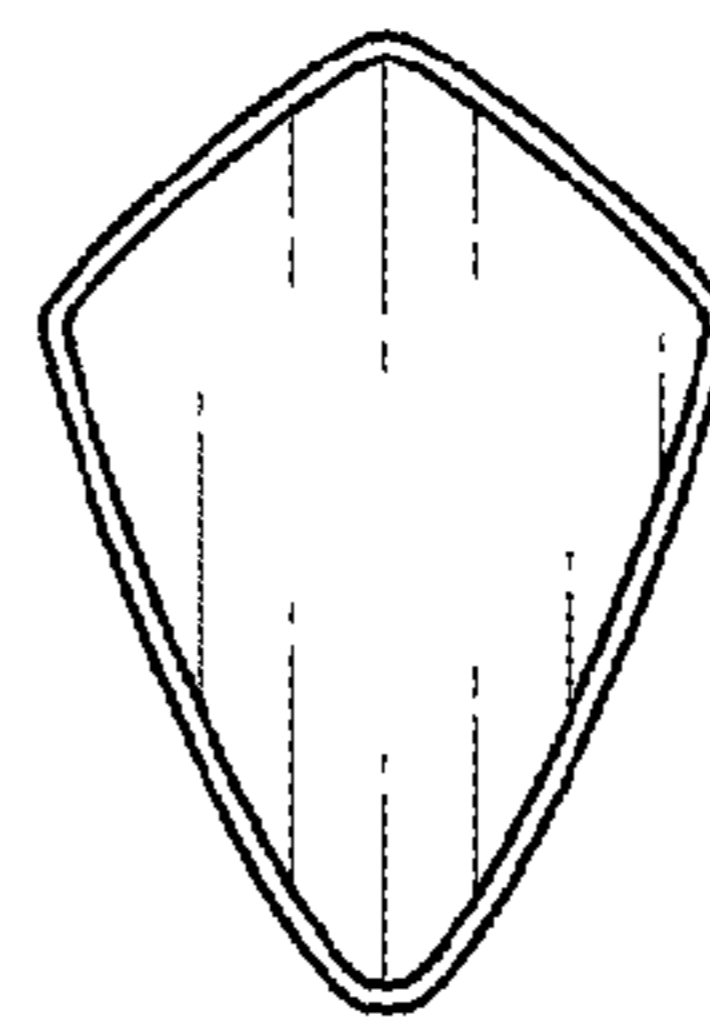


FIG. 7