



US00D961969S

(12) **United States Design Patent**  
**Jackson**

(10) **Patent No.:** **US D961,969 S**

(45) **Date of Patent:** **\*\* Aug. 30, 2022**

(54) **TABLE**

(71) Applicant: **Williams-Sonoma, Inc.**, San Francisco, CA (US)

(72) Inventor: **William Jackson**, Brooklyn, NY (US)

(73) Assignee: **Williams-Sonoma, Inc.**, San Francisco, CA (US)

(\*\*) Term: **15 Years**

(21) Appl. No.: **29/762,630**

(22) Filed: **Dec. 17, 2020**

(51) **LOC (13) Cl.** ..... **06-03**

(52) **U.S. Cl.**  
USPC ..... **D6/692.3**

(58) **Field of Classification Search**

USPC ..... D6/334, 335, 336, 337, 338, 339, 340,  
D6/349, 350, 352, 353, 354, 356, 357,  
D6/360, 379, 685, 686, 691, 691.4, 692,  
D6/692.2, 692.3, 692.4, 692.6  
CPC ..... A47B 2001/005; A47B 5/04; A47B  
2031/008; A47B 31/04; A47B 2031/026;  
A47B 1/04

See application file for complete search history.

(56) **References Cited**

**U.S. PATENT DOCUMENTS**

145,145 A \* 12/1873 Baggs ..... A47B 13/023  
108/150  
1,646,099 A \* 10/1927 Mitchell ..... A24F 19/0071  
220/576

D127,562 S \* 6/1941 Cloutier ..... D6/691.3  
D202,713 S \* 11/1965 Hawkes ..... D6/692.3  
D222,836 S \* 1/1972 Sciarrino ..... D30/158  
D397,496 S \* 8/1998 Luedecke ..... D27/125  
5,893,604 A \* 4/1999 Yao ..... A47C 9/007  
108/118  
D526,820 S \* 8/2006 Nutsos ..... D6/692.3  
D647,713 S \* 11/2011 Unterrainer ..... D6/349  
D696,675 S \* 12/2013 Delrue ..... D14/447  
D745,287 S \* 12/2015 Chadwick ..... D6/352  
D772,624 S \* 11/2016 Levy ..... D6/691.4  
D808,674 S \* 1/2018 Handler ..... D6/352  
D816,380 S \* 5/2018 Levine ..... D6/708.17  
D828,062 S \* 9/2018 Lykouria ..... D6/692.3  
D882,314 S \* 4/2020 Derrick ..... D6/692.3  
D882,315 S \* 4/2020 Derrick ..... D6/692.3  
D883,704 S \* 5/2020 Monnes ..... D6/406.1  
D927,498 S \* 8/2021 Wang ..... D14/447  
D950,973 S \* 5/2022 Hendifar ..... D6/406.3

\* cited by examiner

*Primary Examiner* — Catherine Ho

(74) *Attorney, Agent, or Firm* — Cook Alex Ltd.

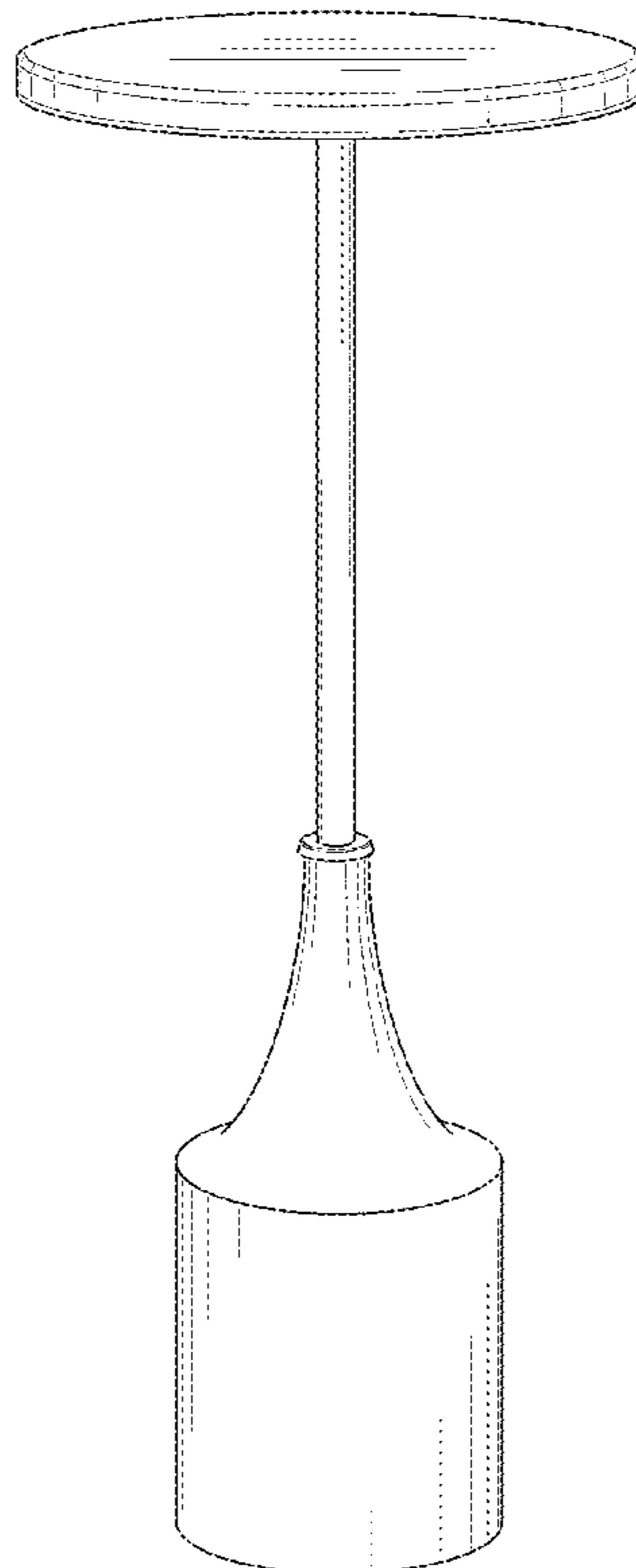
(57) **CLAIM**

The ornamental design for a table, as shown and described.

**DESCRIPTION**

FIG. 1 is a perspective view of the table;  
FIG. 2 is a front elevational view thereof, the rear, left side  
and right side of which are identical;  
FIG. 3 is a top plan view thereof; and,  
FIG. 4 is a bottom plan view thereof.

**1 Claim, 4 Drawing Sheets**



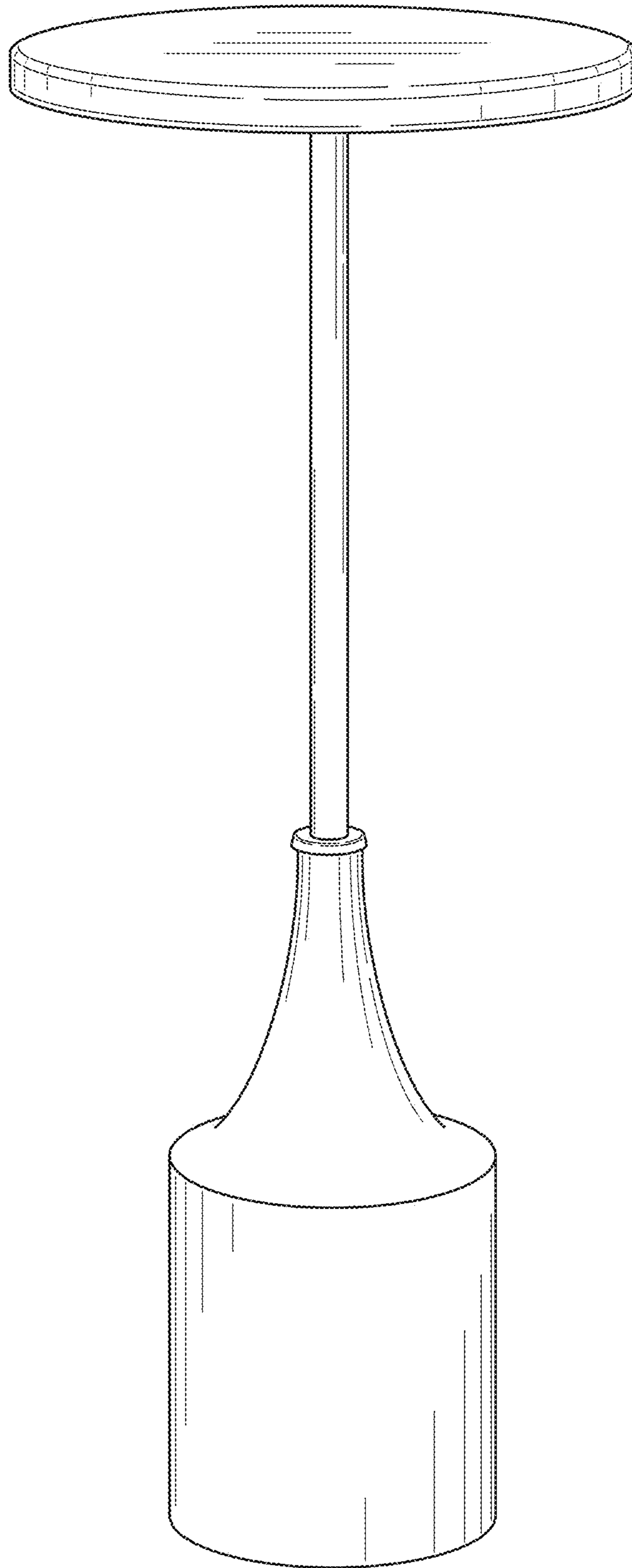


FIG. 1

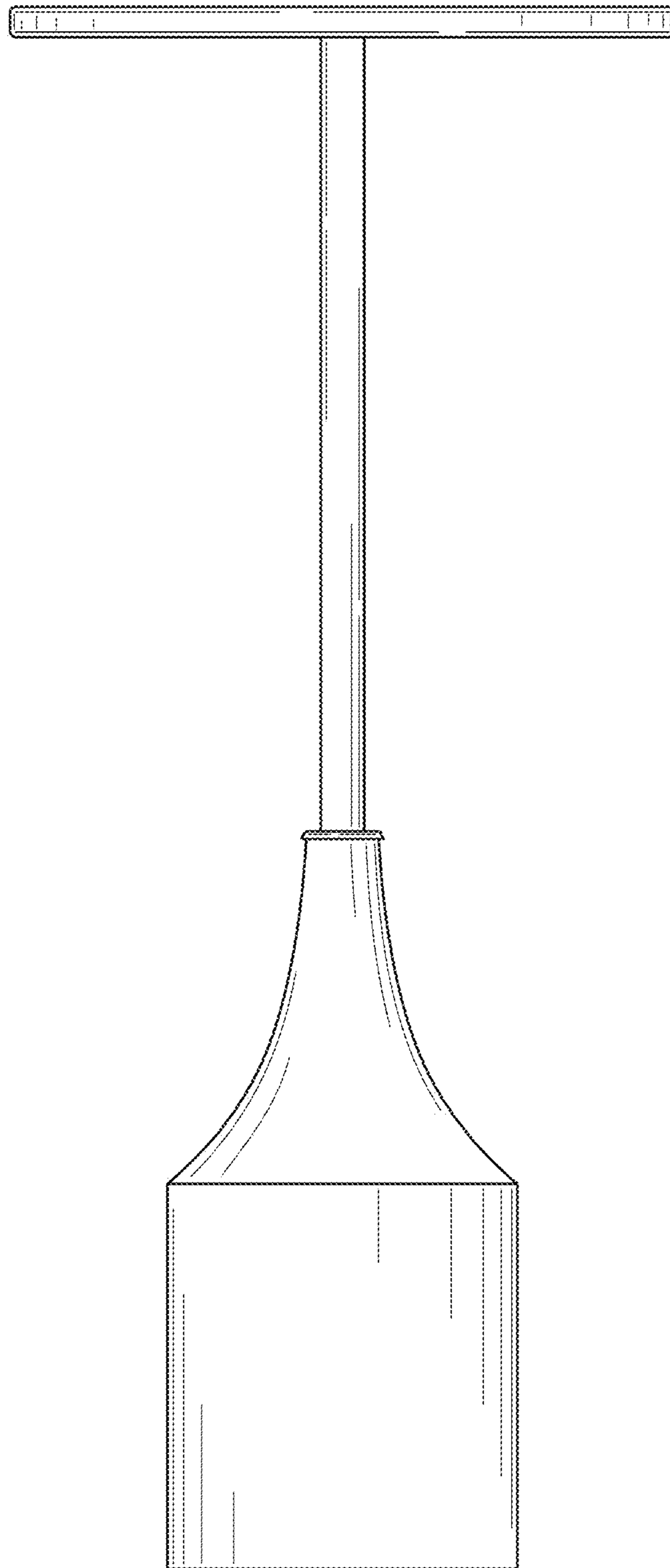


FIG. 2




FIG. 3

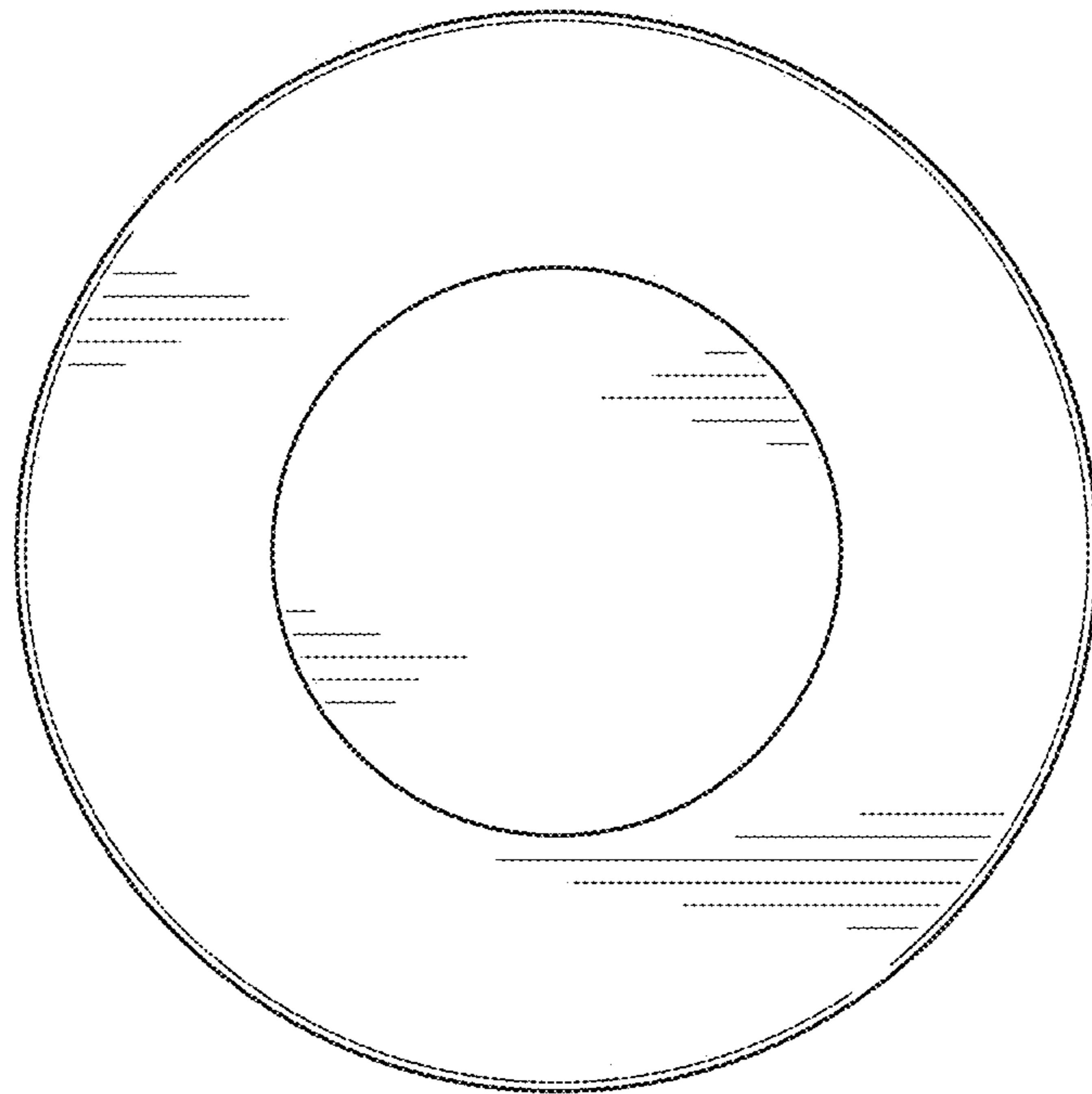


FIG. 4