

US00D961951S

(12) **United States Design Patent** (10) **Patent No.:** **US D961,951 S**  
**Bouroullec et al.** (45) **Date of Patent:** **\*\* Aug. 30, 2022**

(54) **LOUNGE CHAIR**  
(71) Applicant: **HAY ApS**, Horsens (DK)  
(72) Inventors: **Ronan Bouroullec**, Paris (FR); **Erwan Bouroullec**, Paris (FR)  
(73) Assignee: **HAY APS**, Horsens (DK)  
(\*\*) Term: **15 Years**

(21) Appl. No.: **29/754,217**  
(22) Filed: **Oct. 8, 2020**

(30) **Foreign Application Priority Data**  
Jun. 24, 2020 (EM) ..... 008020176-0008  
(51) **LOC (13) Cl.** ..... **06-01**  
(52) **U.S. Cl.**  
USPC ..... **D6/361**  
(58) **Field of Classification Search**  
USPC ..... D6/360, 361, 367, 368, 369, 370, 382  
CPC .. A47C 1/02; A47C 1/028; A47C 1/14; A47C  
3/143; A47C 4/04; A47C 4/08; A47C  
4/18; A47C 5/02  
See application file for complete search history.

(56) **References Cited**  
U.S. PATENT DOCUMENTS  
D310,921 S \* 10/1990 Nagengast ..... D6/361  
D325,676 S \* 4/1992 Parker ..... D6/370  
D349,611 S \* 8/1994 Kipperman ..... D6/361  
D394,559 S \* 5/1998 Leventhal ..... D6/361  
6,174,585 B1 \* 1/2001 Miles ..... A47C 13/00  
297/118

D440,421 S \* 4/2001 Dobson, III ..... D6/370  
D443,148 S \* 6/2001 Vertongen ..... D6/361  
D473,082 S \* 4/2003 Bollenbach ..... D6/370  
D545,075 S \* 6/2007 Hunziker ..... D6/361  
D779,846 S \* 2/2017 Aurrecoechea ..... D6/368  
D889,864 S \* 7/2020 Bang ..... D6/361  
2002/0023785 A1 \* 2/2002 Sternberg ..... G01G 19/445  
177/144  
2006/0061195 A1 \* 3/2006 Snyders ..... A47C 4/03  
297/452.63

**OTHER PUBLICATIONS**

CB2. <https://www.cb2.com/camastro-en-mimbre-wicker-chaise-lounge/s298661>. "Camastro En Mimbre Wicker Chaise Lounge". Date Unknown: Viewed May 2022 (Year: 2022).\*  
Hay ApS, "Palissade Collection, Design by Ronan & Erwan Bouroullec", Prior to Jun. 24, 2019.

\* cited by examiner

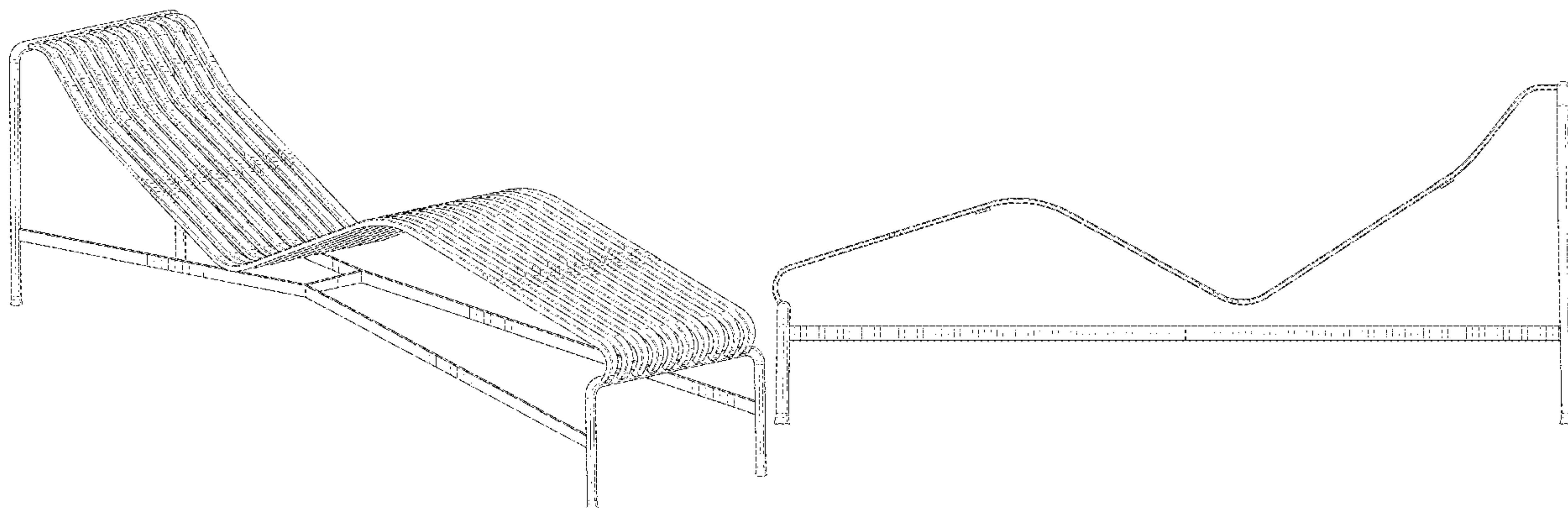
*Primary Examiner* — R. Johnson  
(74) *Attorney, Agent, or Firm* — Cantor Colburn LLP

(57) **CLAIM**  
We claim, the ornamental design for a lounge chair, as shown and described.

**DESCRIPTION**

FIG. 1 is a perspective view of a lounge chair, showing our new design;  
FIG. 2 is a front view thereof;  
FIG. 3 is a rear view thereof;  
FIG. 4 is a side view thereof;  
FIG. 5 is a side view thereof opposite from that of FIG. 4;  
FIG. 6 is a top view thereof; and,  
FIG. 7 is a bottom view thereof.

**1 Claim, 6 Drawing Sheets**



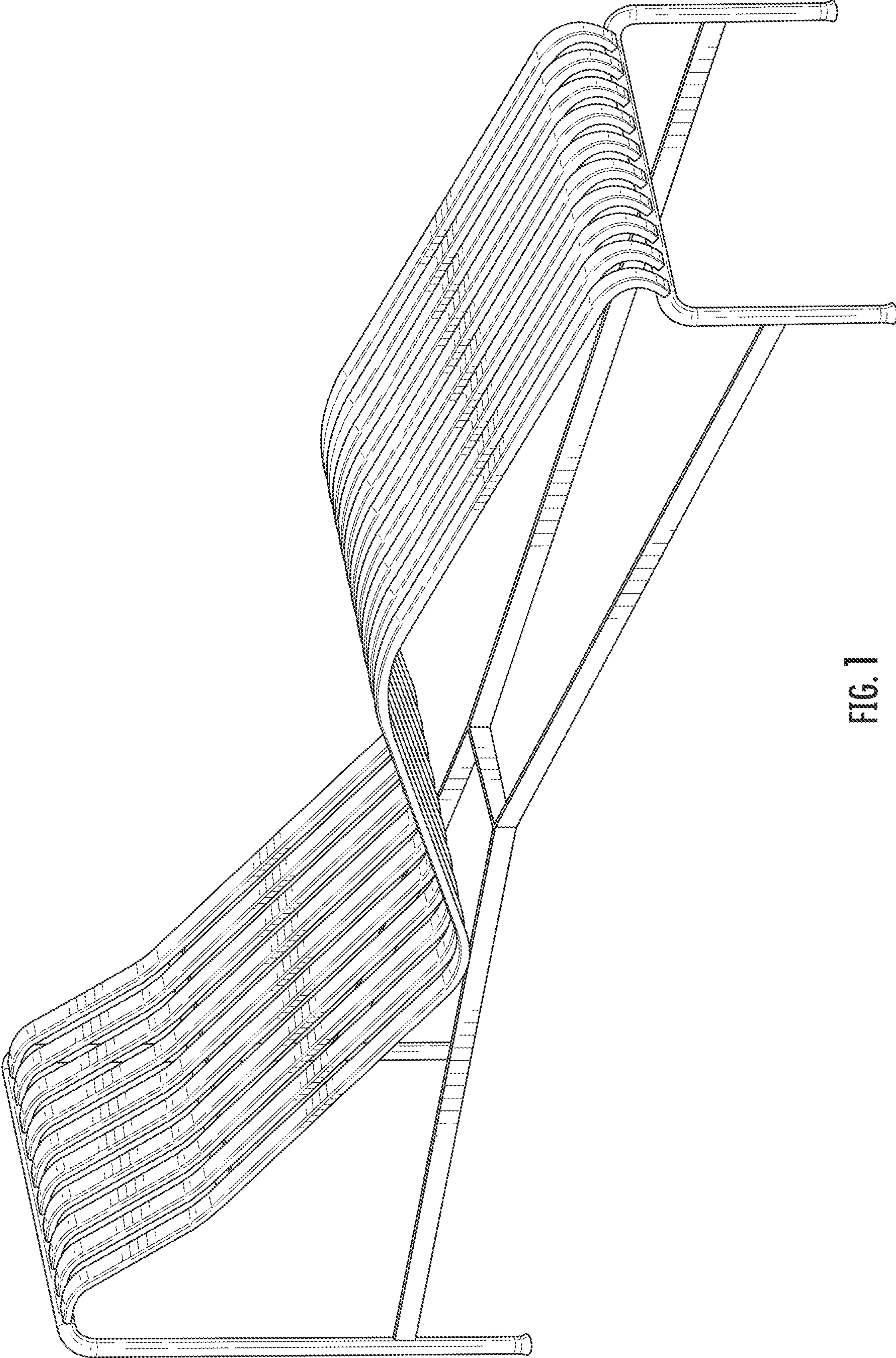


FIG. 1



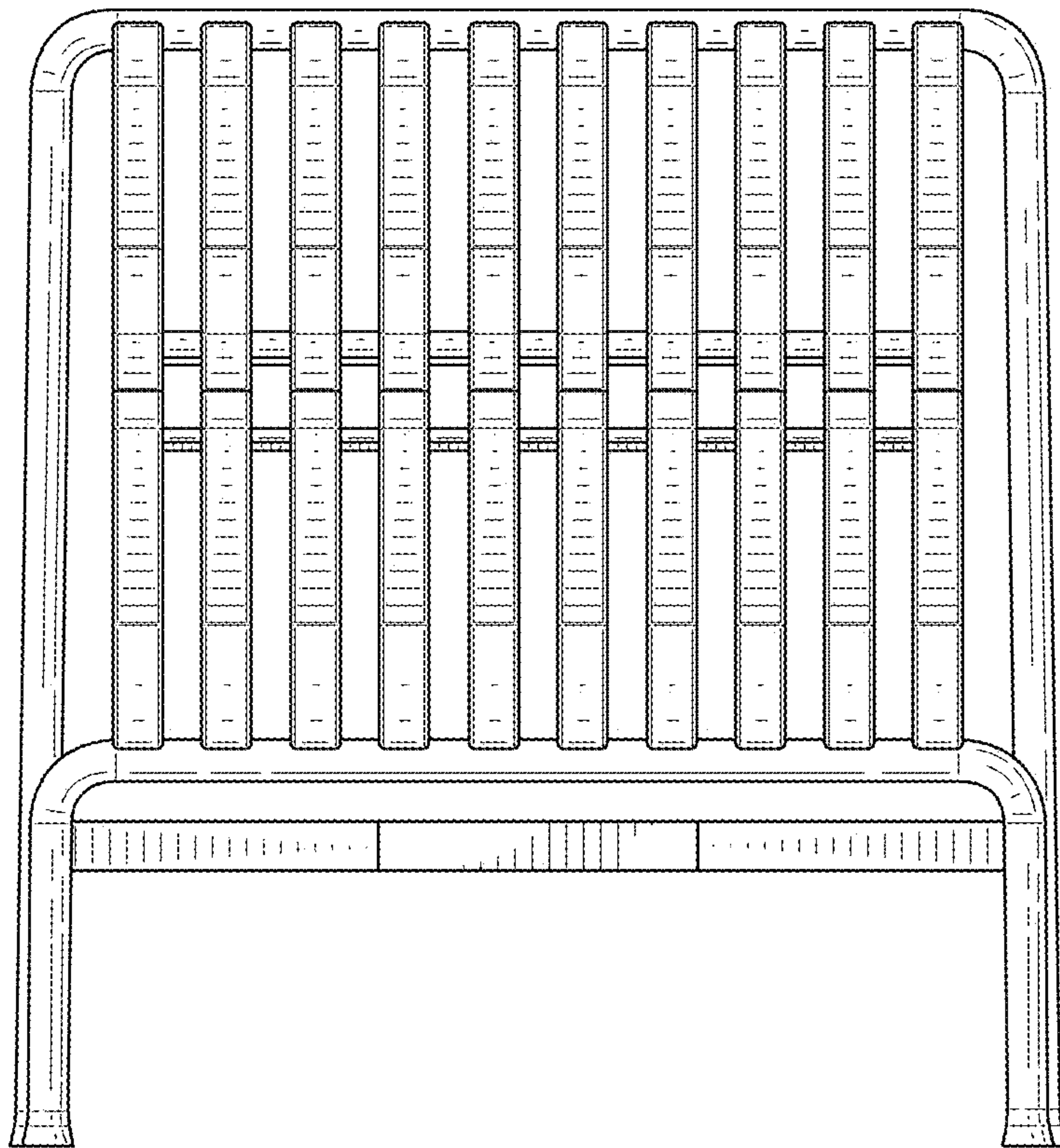


FIG. 2




FIG. 3

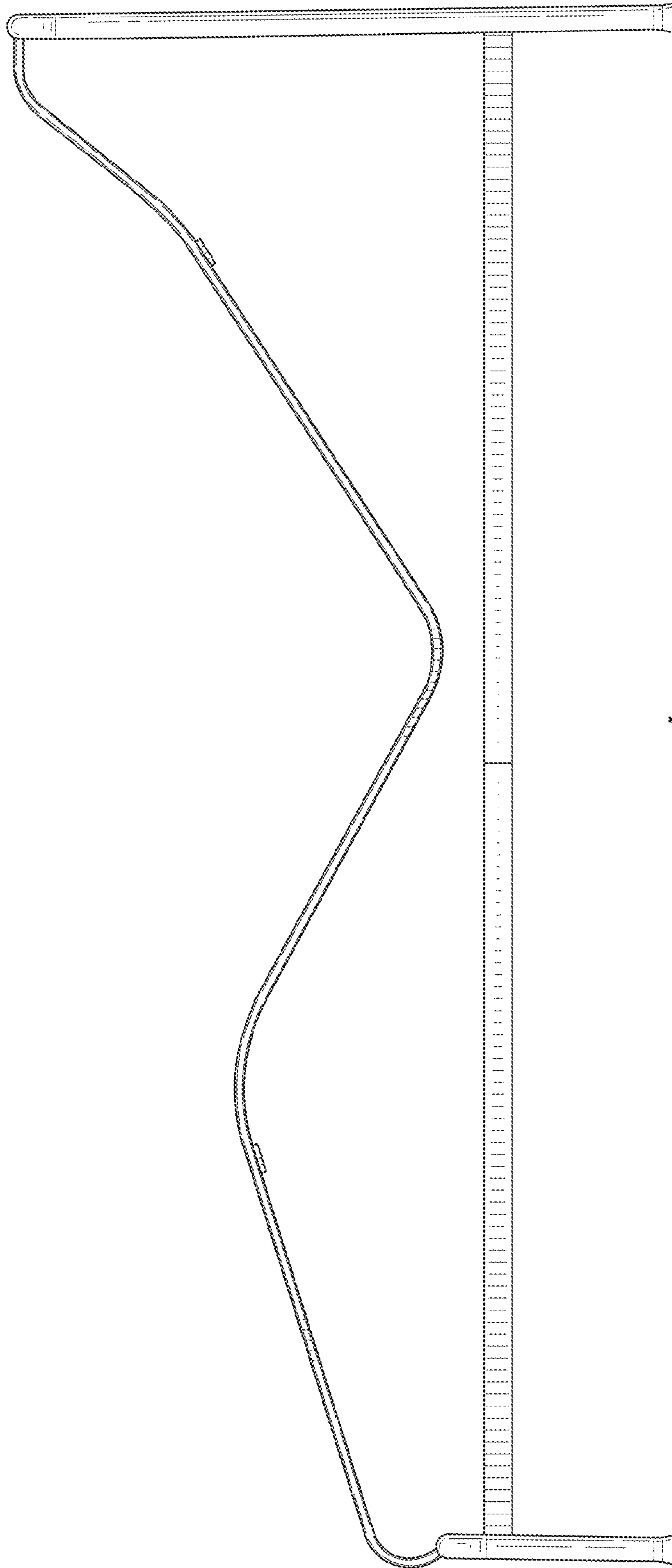


FIG. 4

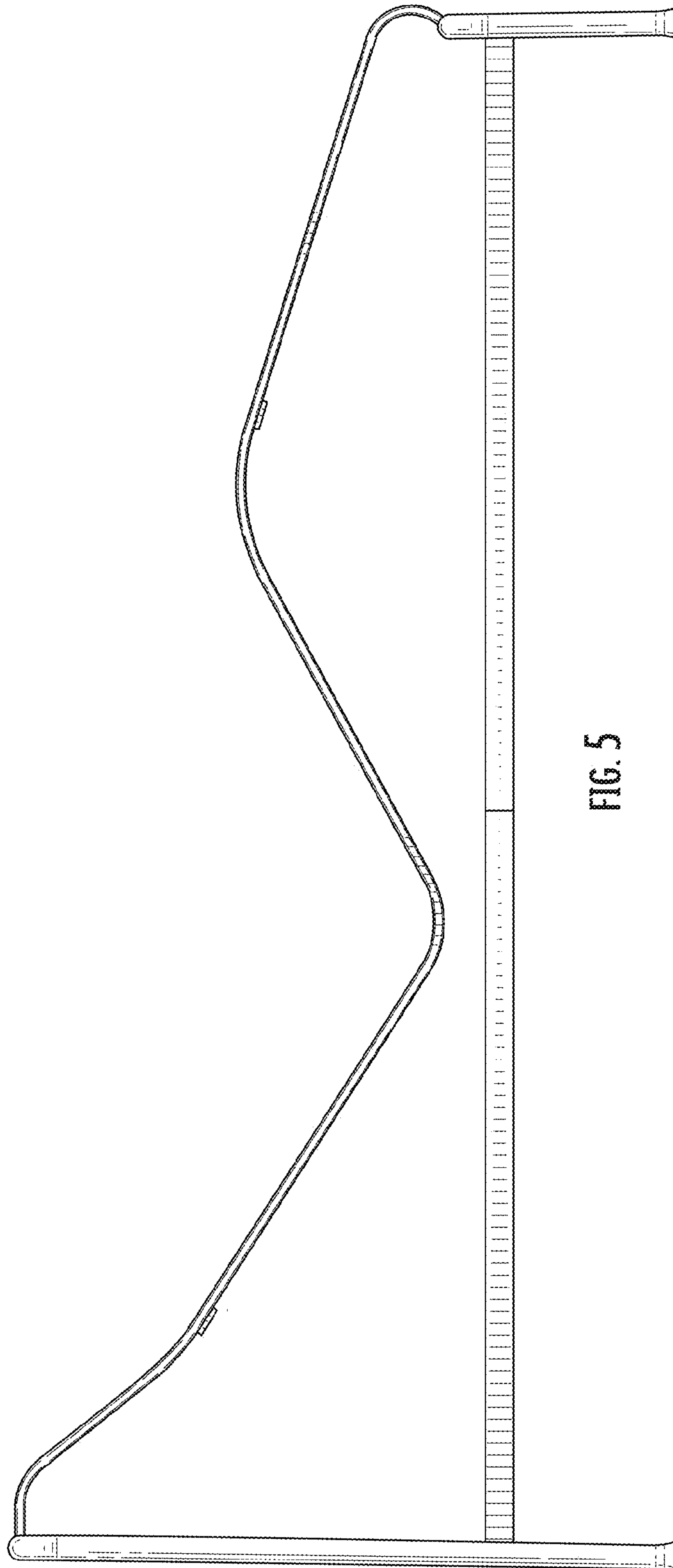


FIG. 5



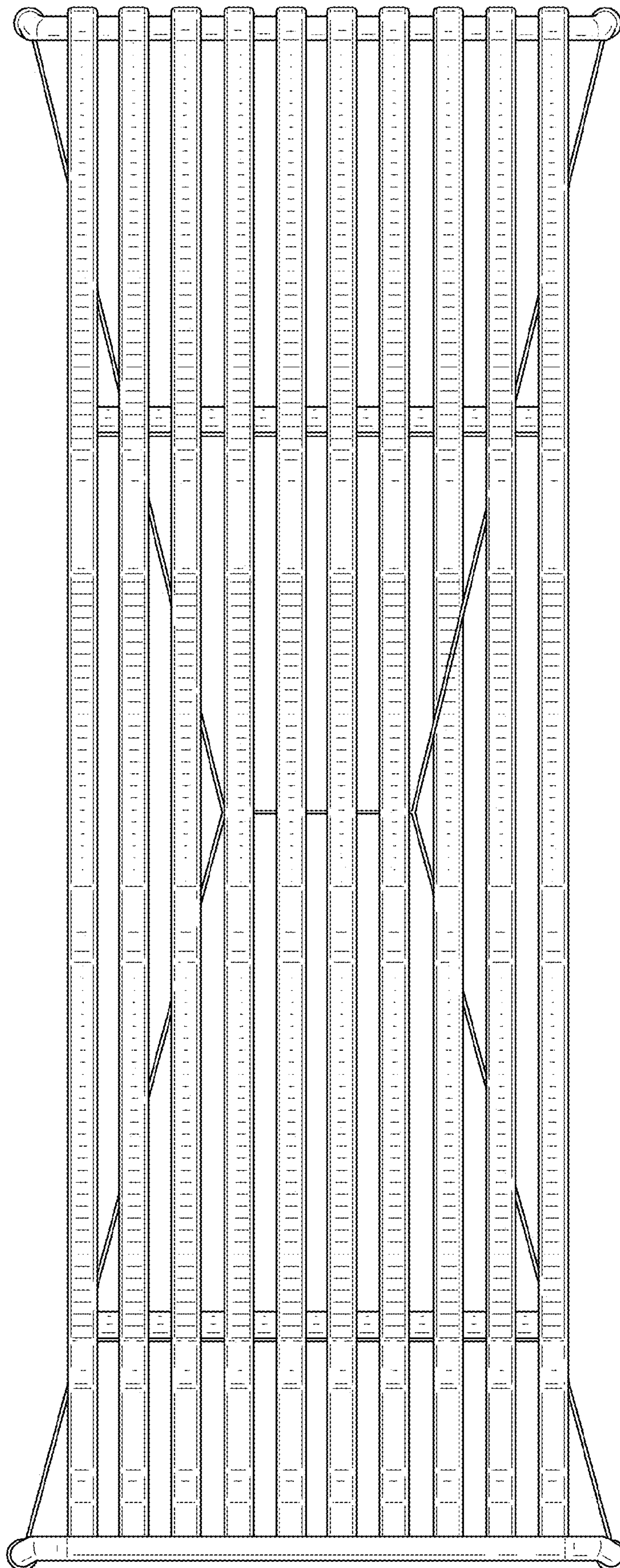


FIG. 6

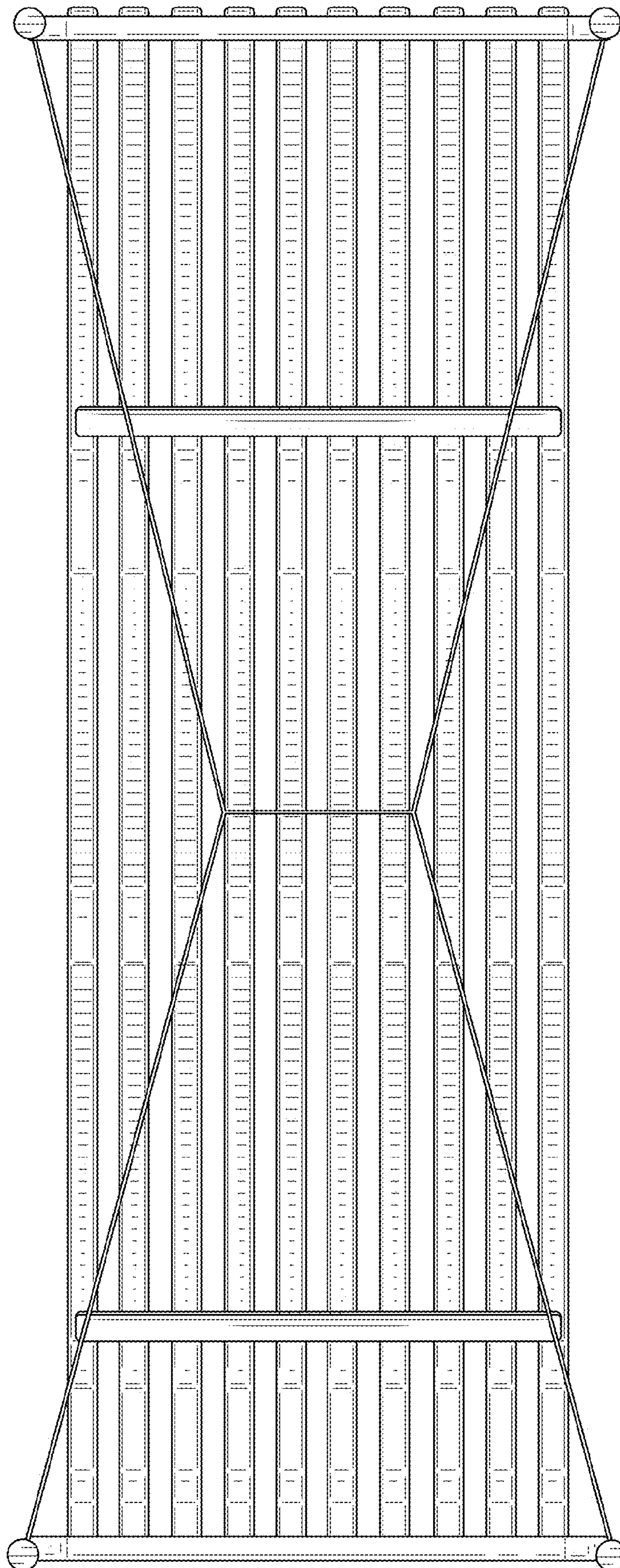


FIG. 7