

US00D961948S

(12) **United States Design Patent** (10) **Patent No.:** **US D961,948 S**
Lee et al. (45) **Date of Patent:** **** Aug. 30, 2022**

(54) **STOOL** 5,094,505 A * 3/1992 Nichols A47C 12/02
297/118
(71) Applicant: **Min Seo Kim**, Gyeonggi-do (KR) D331,808 S * 12/1992 Paul D6/350
D434,855 S * 12/2000 Ullum D25/65
(72) Inventors: **Jong Hoon Lee**, Gyeonggi-do (KR); D591,535 S * 5/2009 Karsson D6/675.1
Tae Hoon Kim, Gyeonggi-do (KR) D802,347 S * 11/2017 Yoshida D6/350
2005/0225151 A1 * 10/2005 Zenisek A47C 12/00
297/423.19

(73) Assignee: **Min Seo Kim**

(**) Term: **15 Years**

(21) Appl. No.: **29/741,799**

(22) Filed: **Jul. 15, 2020**

(30) **Foreign Application Priority Data**

May 12, 2020 (KR) 30-2020-0020614

(51) **LOC (13) Cl.** **06-01**

(52) **U.S. Cl.**
USPC **D6/350**

(58) **Field of Classification Search**
USPC D6/334, 349-351, 353, 355, 335-338,
D6/684, 687, 691.9, 709.2; D25/65
CPC A47C 9/00; A47C 7/004; A47C 16/02
See application file for complete search history.

(56) **References Cited**

U.S. PATENT DOCUMENTS

2,952,301 A * 9/1960 Schlaak E06C 1/387
D6/350
2,975,856 A * 3/1961 Anderson E06C 1/20
182/161
D210,735 S * 4/1968 Magistretti D6/687
3,826,336 A * 7/1974 Cramer E06C 1/005
182/15
D238,320 S * 1/1976 Smith et al. D6/350
3,999,629 A * 12/1976 Schaffer E06C 1/16
182/125
D270,590 S * 9/1983 Berlic D6/350
D294,779 S * 3/1988 Cosby D6/350

FOREIGN PATENT DOCUMENTS

KR 301095571.0000 * 2/2021

OTHER PUBLICATIONS

Front Stool, available in behance.net, published: Sep. 3, 2020 Year 2020 [online], Retrieved on Apr. 6, 2022 from URL: <https://www.behance.net/gallery/103657619/FRONT-STOOL> (Year: 2020).*

* cited by examiner

Primary Examiner — Vy N Koenig
Assistant Examiner — Michelle M Reeves
(74) *Attorney, Agent, or Firm* — Grossman, Tucker, Perreault & Pfleger, PLLC

(57) **CLAIM**

We claim the ornamental design for a stool, as shown and described.

DESCRIPTION

FIG. 1 is a perspective view of a stool showing our new design.
FIG. 2 is a front view thereof.
FIG. 3 is a rear view thereof.
FIG. 4 is a left side view thereof.
FIG. 5 is a right side view thereof.
FIG. 6 is a top plan view thereof, and,
FIG. 7 is a bottom plan view thereof.

1 Claim, 7 Drawing Sheets

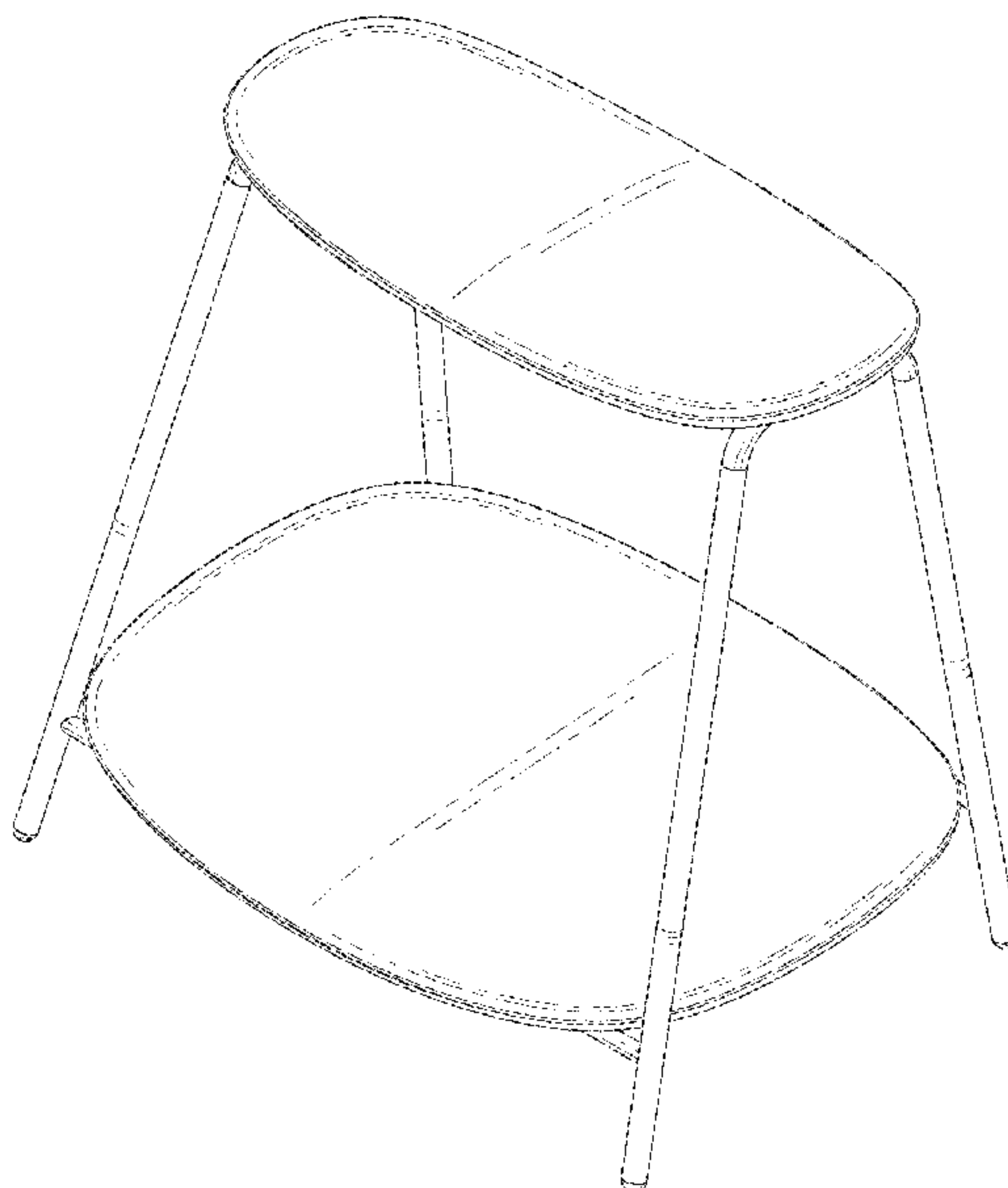


FIG. 1



FIG. 2




FIG. 3




FIG. 4

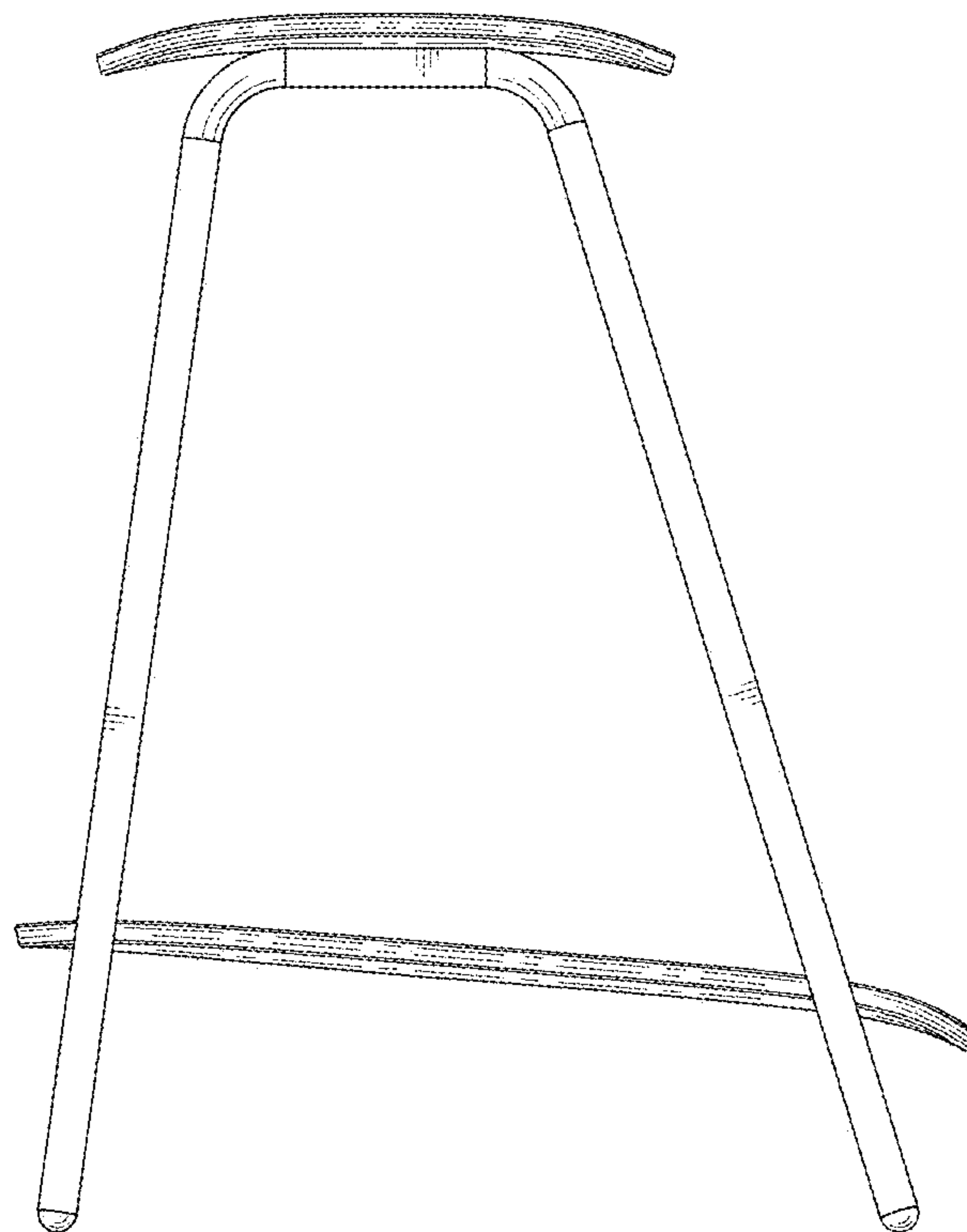


FIG. 5

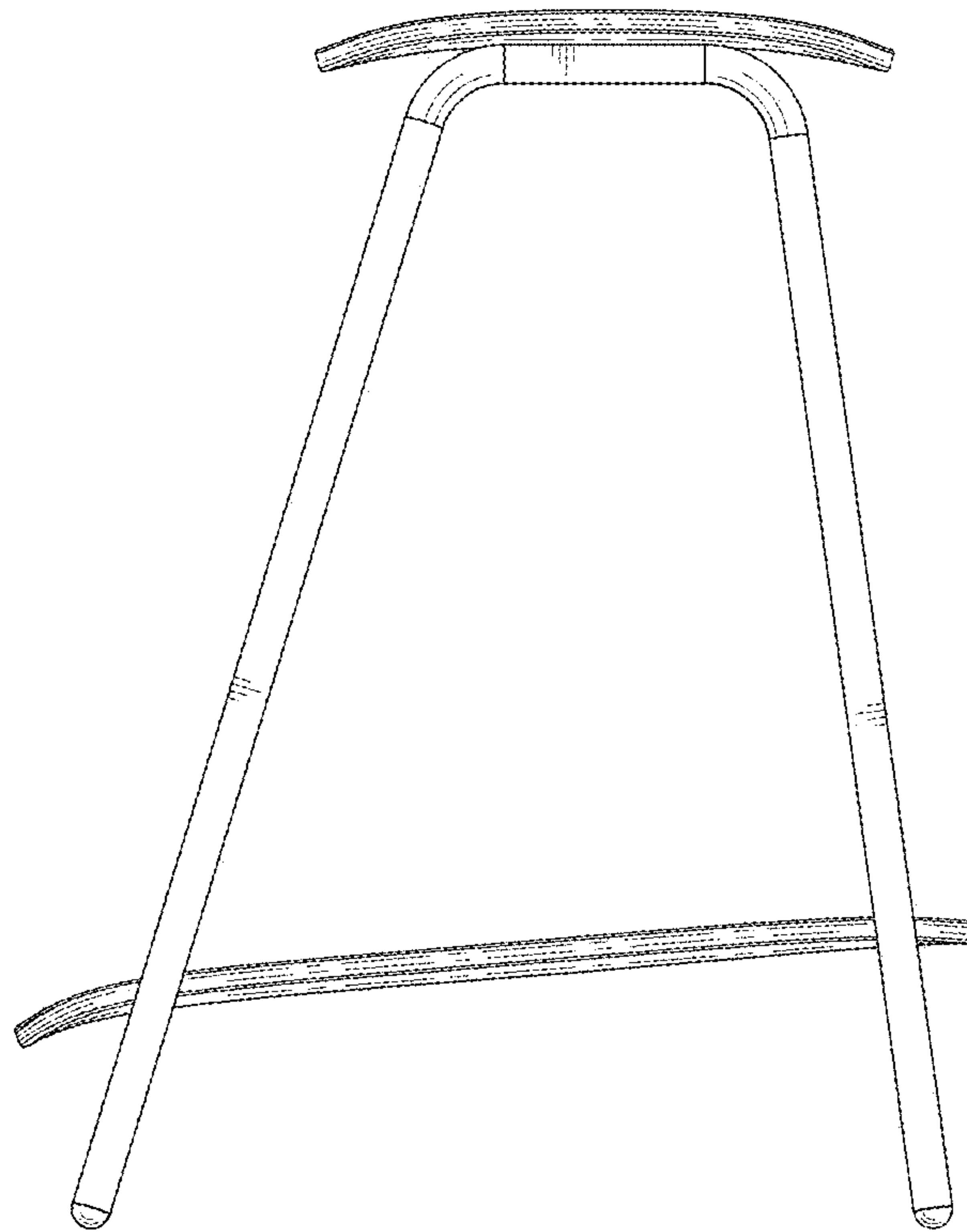


FIG. 6

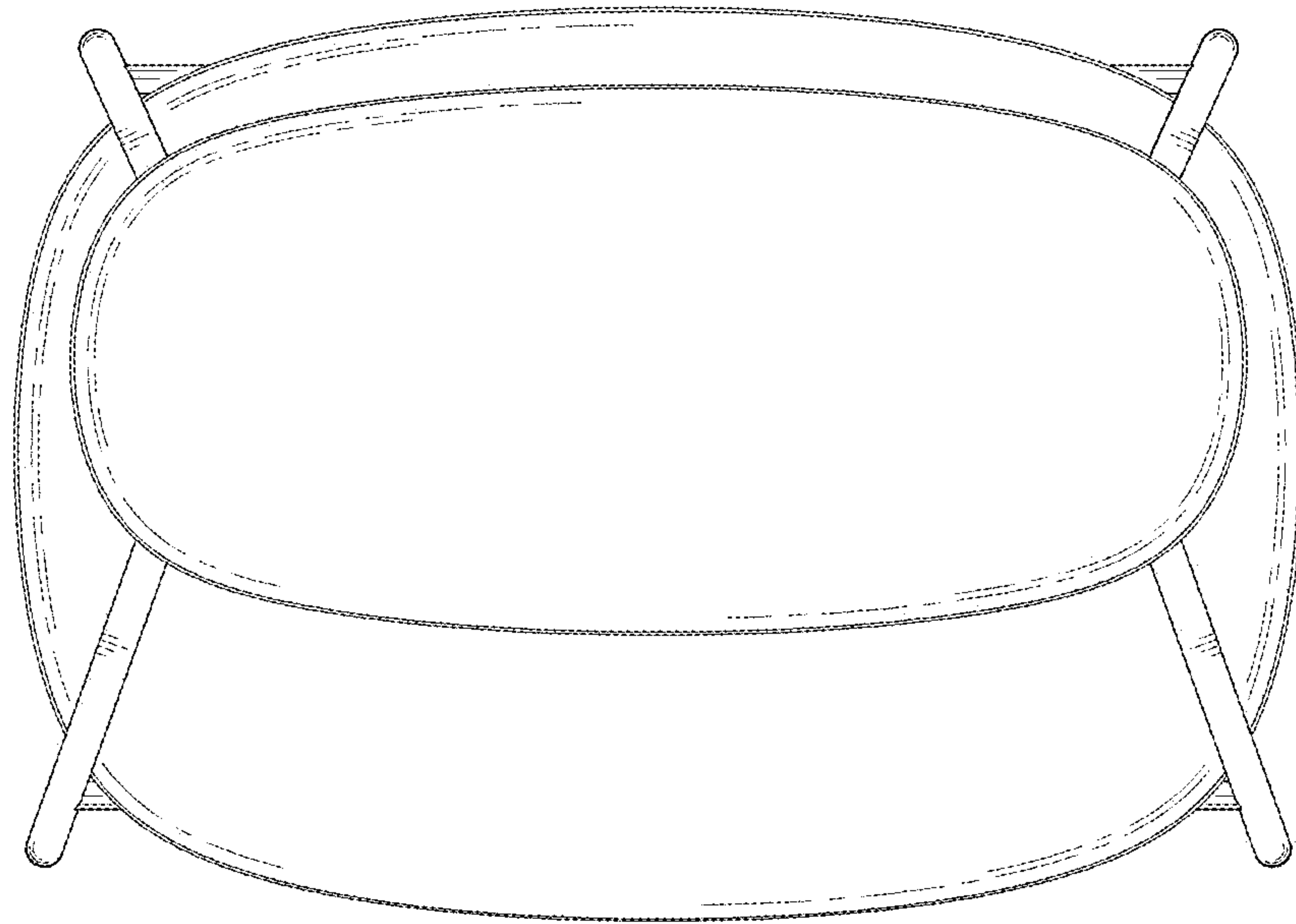


FIG. 7

