

US00D961937S

(12) **United States Design Patent**
Ponzini

(10) **Patent No.:** **US D961,937 S**

(45) **Date of Patent:** **** Aug. 30, 2022**

(54) **TOOTHBRUSH**

(71) Applicant: **PONZINI S.p.A.**, Lazzate (IT)

(72) Inventor: **Maria Ponzini**, Lazzate (IT)

(**) Term: **15 Years**

(21) Appl. No.: **35/511,559**

(22) Filed: **Feb. 23, 2021**

(80) **Hague Agreement Data**

Int. Filing Date: **Feb. 23, 2021**

Int. Reg. No.: **DM/213069**

Int. Reg. Date: **Feb. 23, 2021**

Int. Reg. Pub. Date: **Mar. 19, 2021**

(51) **LOC (13) Cl.** **04-02**

(52) **U.S. Cl.**
USPC **D4/110**

(58) **Field of Classification Search**
USPC D4/110, 138, 101, 104, 106, 120;
D24/146; D7/300.2

CPC A46B 9/04; A46B 5/00; B25G 1/02
See application file for complete search history.

(56) **References Cited**

U.S. PATENT DOCUMENTS

4,679,272	A *	7/1987	Florence	A46B 9/04 15/176.3
D377,867	S *	2/1997	Berghash	D4/120
D510,482	S *	10/2005	Jimenez	D4/104
D513,126	S *	12/2005	Jimenez	D4/104
D536,527	S *	2/2007	Geiberger	D4/104

D627,972	S *	11/2010	Evans	D4/104
D723,284	S *	3/2015	Wong	D4/104
D774,775	S *	12/2016	Buchholz	D4/138
D780,458	S *	3/2017	Foley	D4/104
D791,491	S *	7/2017	Hill	D4/138
D801,055	S *	10/2017	Kossowsaky	D4/104
D804,770	S *	12/2017	Zoubovsky	D7/300.2
D864,576	S *	10/2019	Cagle	D4/101
D874,153	S *	2/2020	Fowler	D4/101
D912,990	S *	3/2021	Cagle	D4/101
D915,592	S *	4/2021	Mark	D24/146
D915,776	S *	4/2021	Wang	D4/138
D927,194	S *	8/2021	Sutter	D4/110
D930,995	S *	9/2021	Russo	D4/138
D935,781	S *	11/2021	Berland	D4/106
2014/0137352	A1 *	5/2014	Golla	B25G 1/02 15/160
2014/0173853	A1 *	6/2014	Kirchhofer	A46B 5/00 425/542

* cited by examiner

Primary Examiner — Rhea Shields

(57) **CLAIM**

The ornamental design for a toothbrush, as shown and described.

DESCRIPTION

Fig. 1.1 is a perspective view of a toothbrush showing the new design;

Fig. 1.2 is a top view thereof;

Fig. 1.3 is a bottom view thereof;

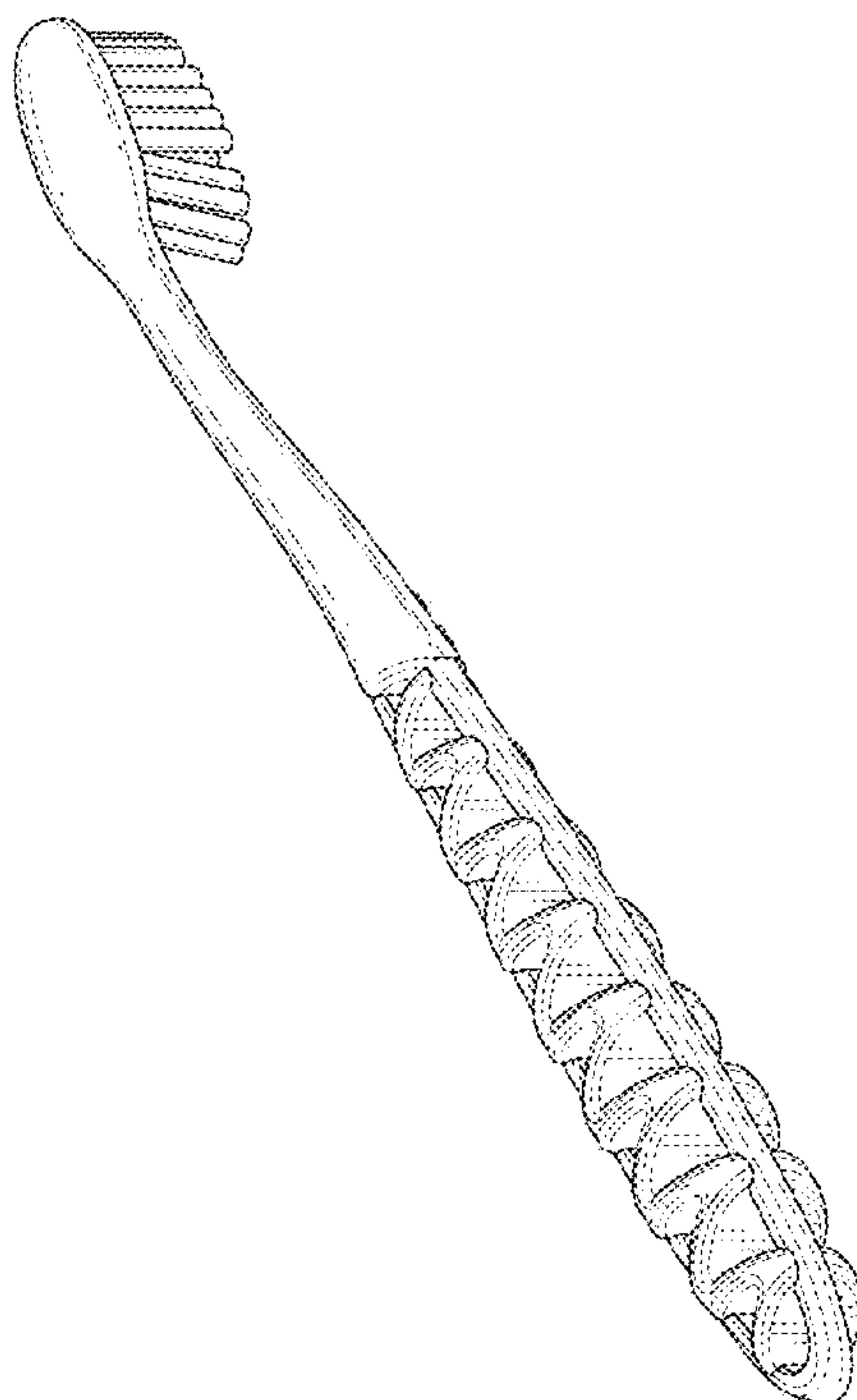
Fig. 1.4 is a side view thereof;

Fig. 1.5 is an opposite side view thereof;

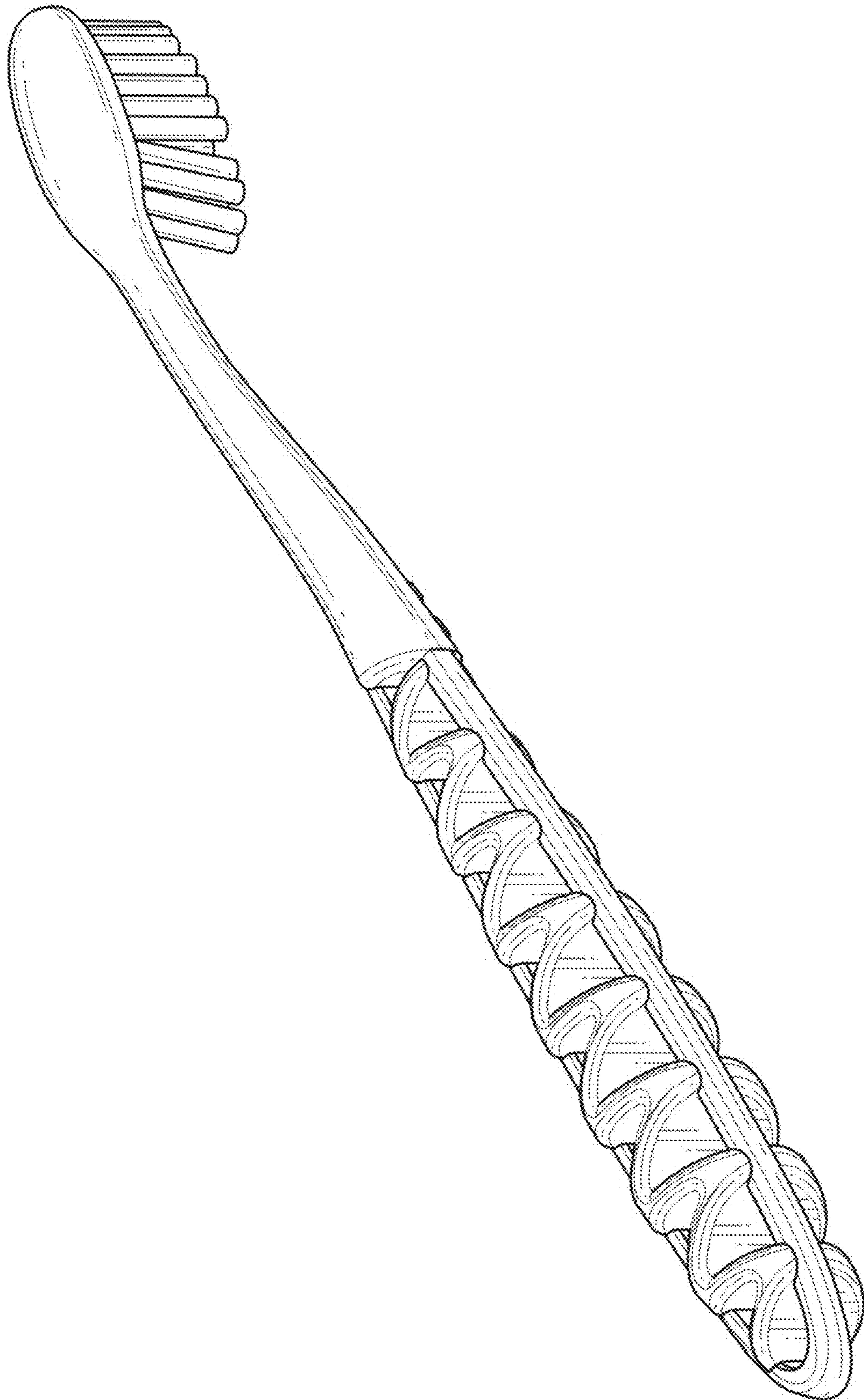
Fig. 1.6 is a front view thereof; and

Fig. 1.7 is a rear view thereof.

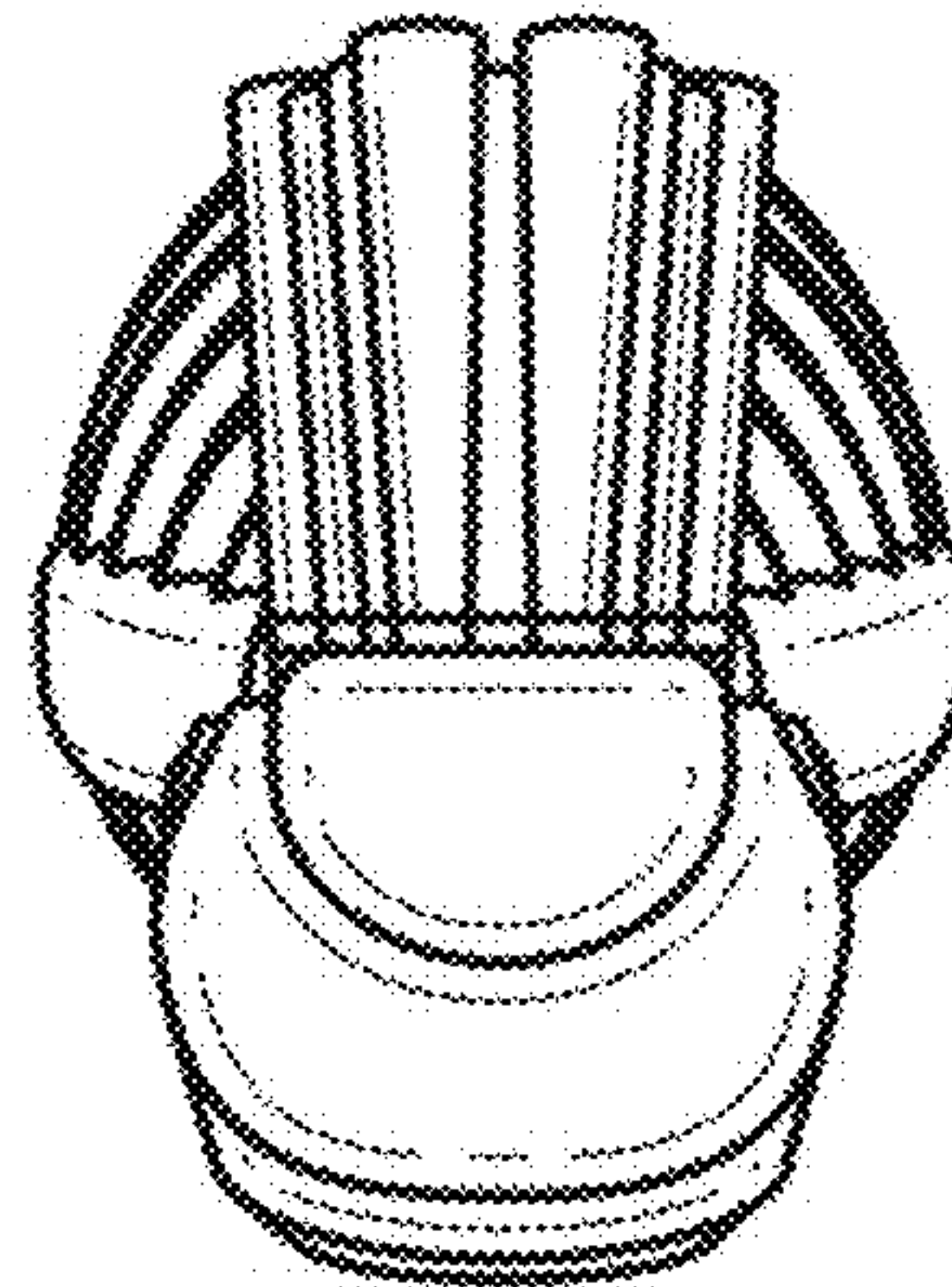
1 Claim, 7 Drawing Sheets



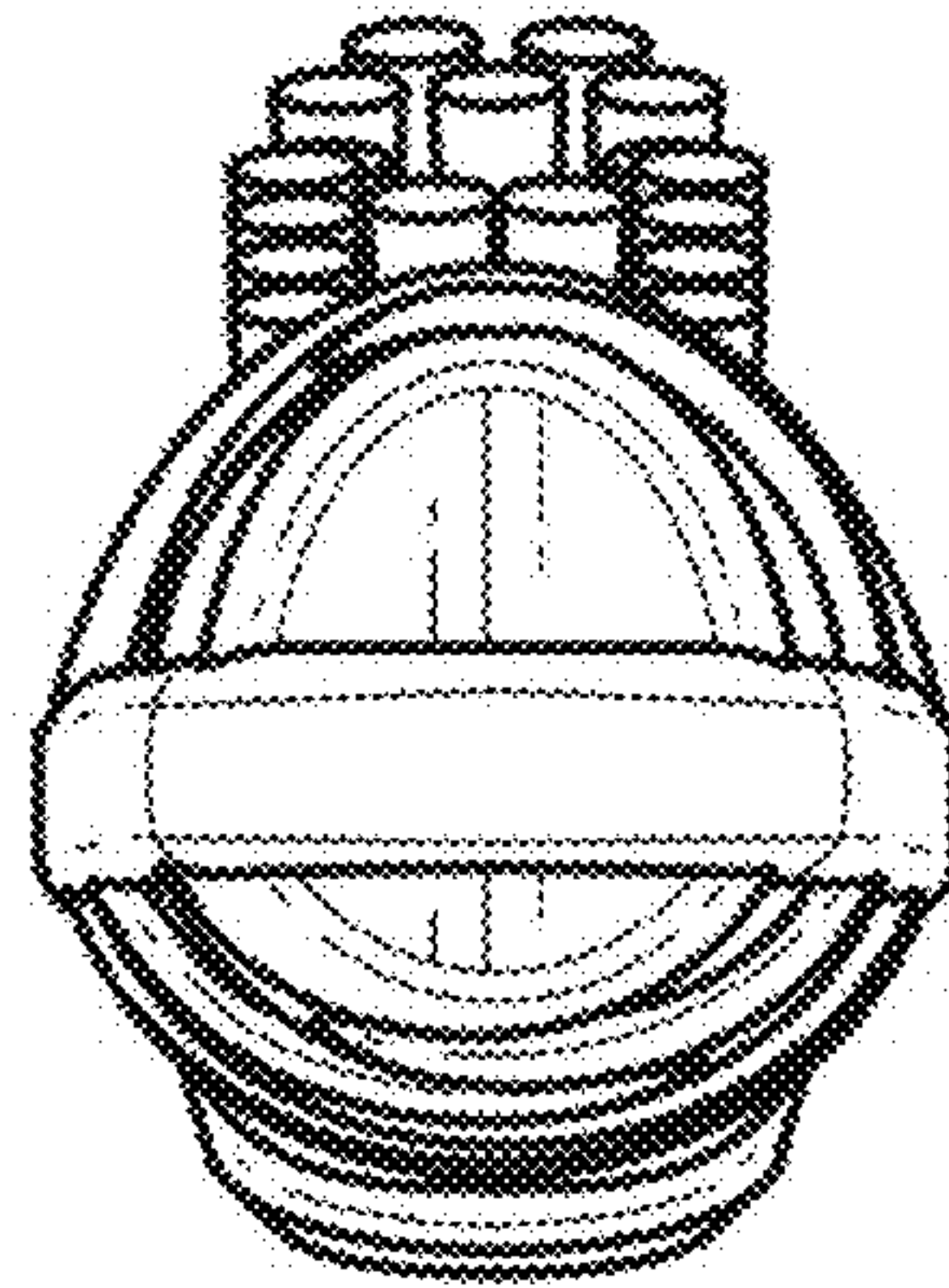
1.1



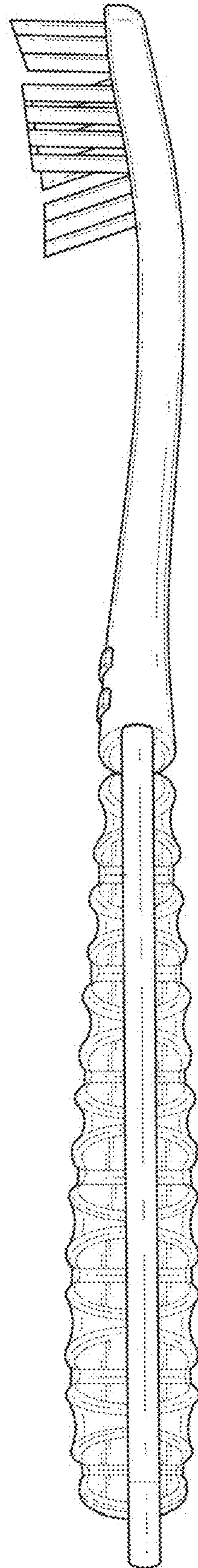
1.2



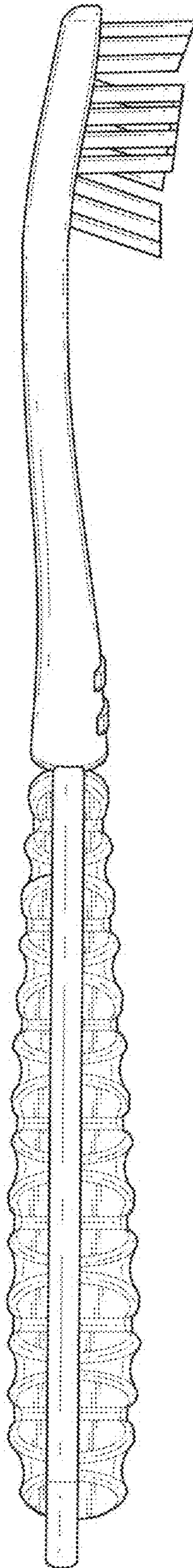
1.3



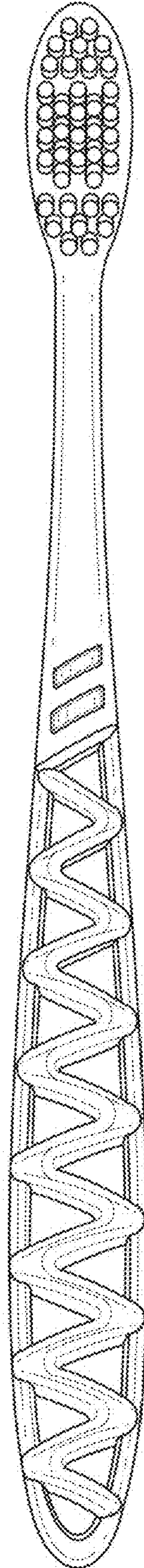
1.4



1.5



1.6



1.7

