



US00D961936S

(12) **United States Design Patent**
Blachford et al.

(10) **Patent No.:** **US D961,936 S**

(45) **Date of Patent:** **** Aug. 30, 2022**

(54) **TOOTHBRUSH HANDLE**

D720,541 S * 1/2015 Behar D4/104
D780,458 S * 3/2017 Foley D4/104
D898,373 S * 10/2020 Kim D4/104

(71) Applicant: **GSK Consumer Healthcare S.A.**,
Prangins (CH)

* cited by examiner

(72) Inventors: **Marcus Blachford**, Warwick (GB); **Kai Saunders**, Warwick (GB); **Daniel Tyce**, Warwick (GB)

Primary Examiner — Cynthia Ramirez

Assistant Examiner — Tamara L Hahn

(74) *Attorney, Agent, or Firm* — Roshni A. Sitapara

(73) Assignee: **GSK CONSUMER HEALTHCARE SARL**, Prangins (CH)

(57) **CLAIM**

We claim the ornamental design for a toothbrush handle, as shown and described.

(**) Term: **15 Years**

DESCRIPTION

(21) Appl. No.: **29/748,411**

FIG. 1 is a perspective view of a first embodiment of a toothbrush handle;

(22) Filed: **Aug. 28, 2020**

FIG. 2 is a front view thereof;

(51) **LOC (13) Cl.** **04-02**

FIG. 3 is a back view thereof;

(52) **U.S. Cl.**

FIG. 4 is a left side view thereof;

USPC **D4/110**

FIG. 5 is a right side view thereof;

(58) **Field of Classification Search**

FIG. 6 is a top view thereof;

USPC D4/100–138, 199; D24/176, 181

FIG. 7 is a bottom view thereof;

CPC A46B 2200/1066; A46B 2200/1073; A46B

FIG. 8 is a perspective view of a second embodiment of a toothbrush handle;

2200/1086; A46B 5/0095; A46B 9/04;

FIG. 9 is a front view thereof;

A46B 9/028; A61C 17/16

FIG. 10 is a back view thereof;

See application file for complete search history.

FIG. 11 is a left side view thereof;

(56) **References Cited**

FIG. 12 is a right side view thereof;

U.S. PATENT DOCUMENTS

FIG. 13 is a top view thereof; and,

D456,137 S * 4/2002 Harada D4/104

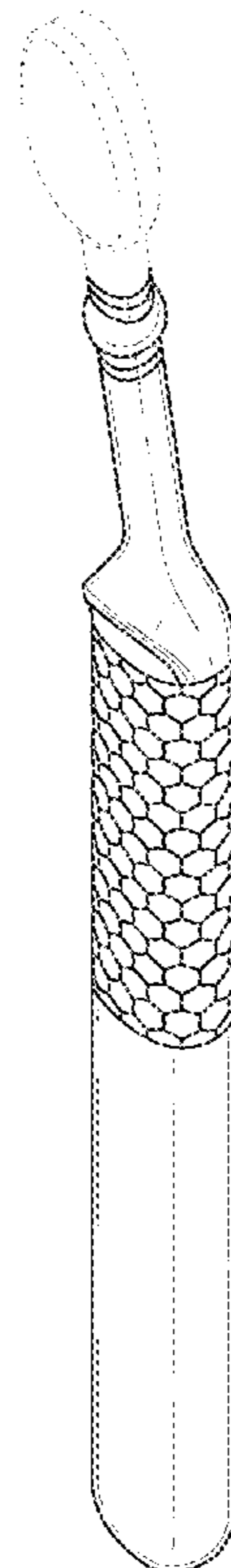
FIG. 14 is a bottom view thereof.

D461,314 S * 8/2002 Harada D4/104

The broken lines shown in the drawings depict portions of the toothbrush handle that form no part of the claimed design.

D462,176 S * 9/2002 Harada D4/104

1 Claim, 6 Drawing Sheets



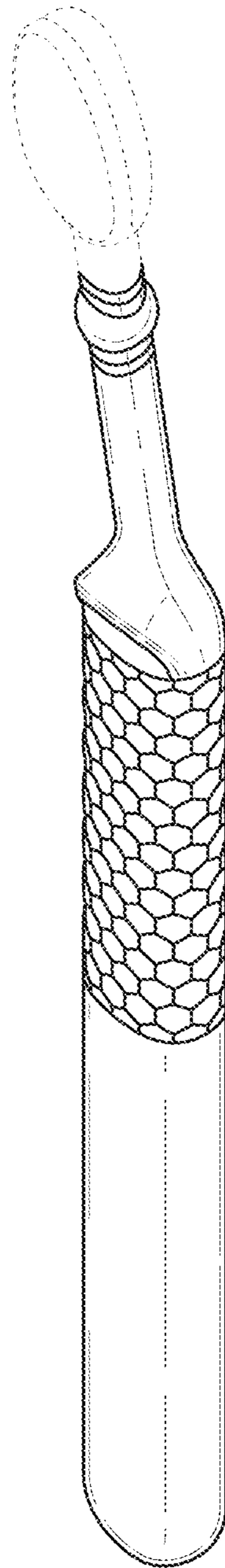


FIG. 1

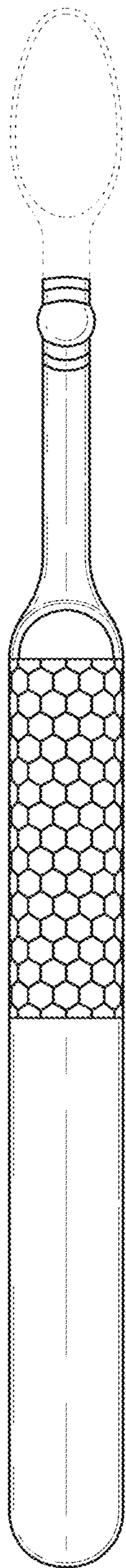


FIG. 2

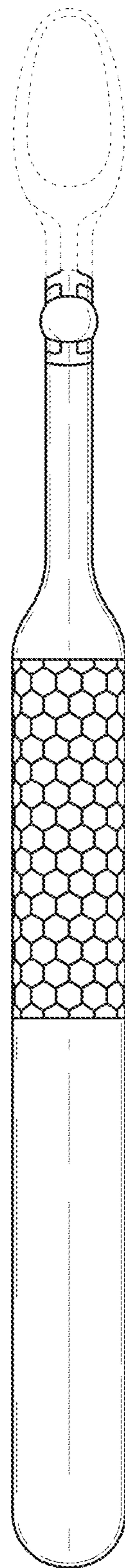


FIG. 3

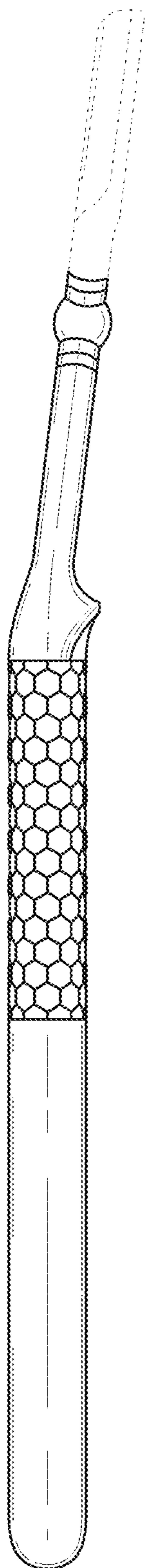


FIG. 4

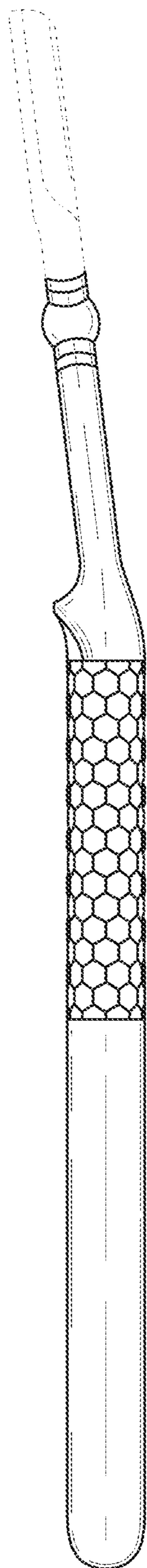


FIG. 5

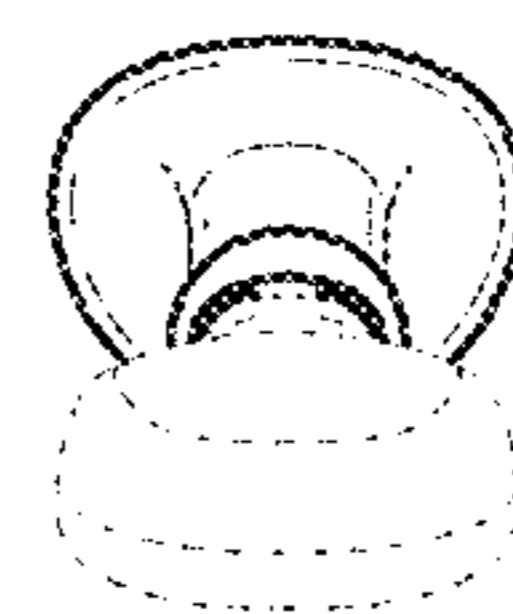


FIG. 6

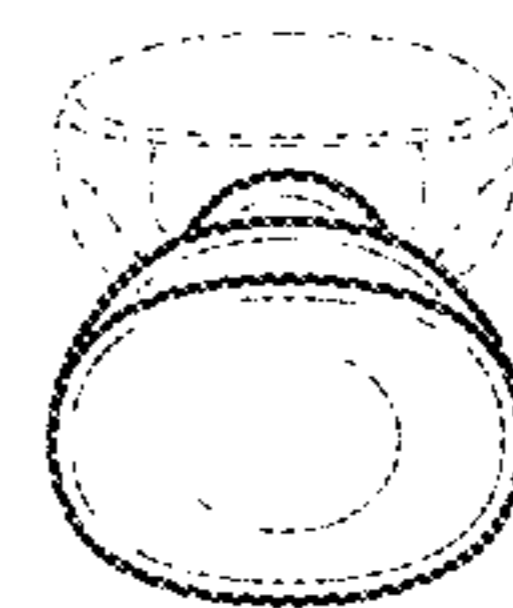


FIG. 7

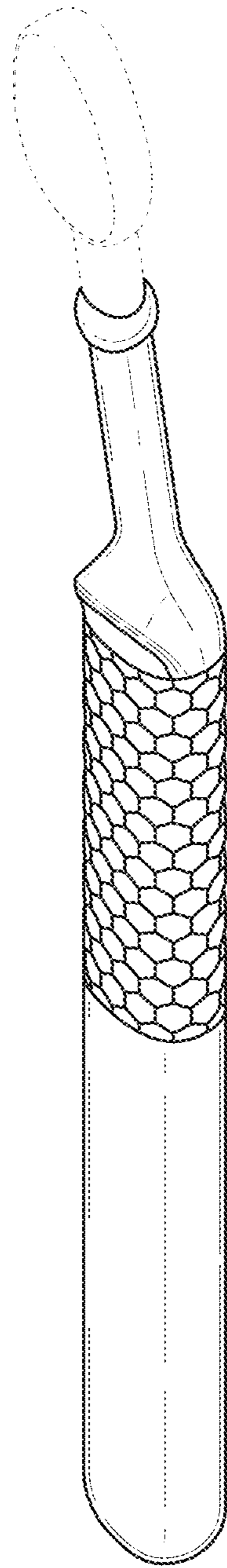


FIG. 8

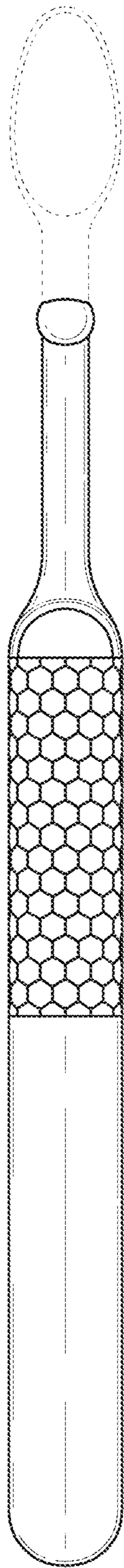


FIG. 9

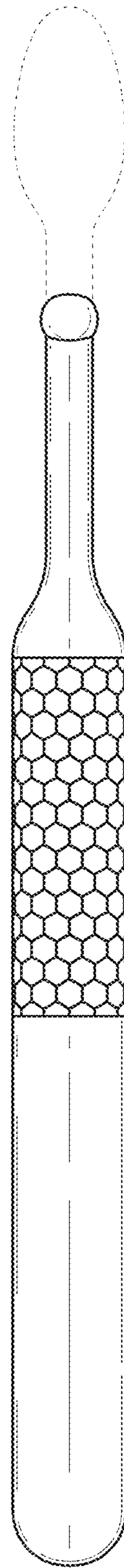


FIG. 10

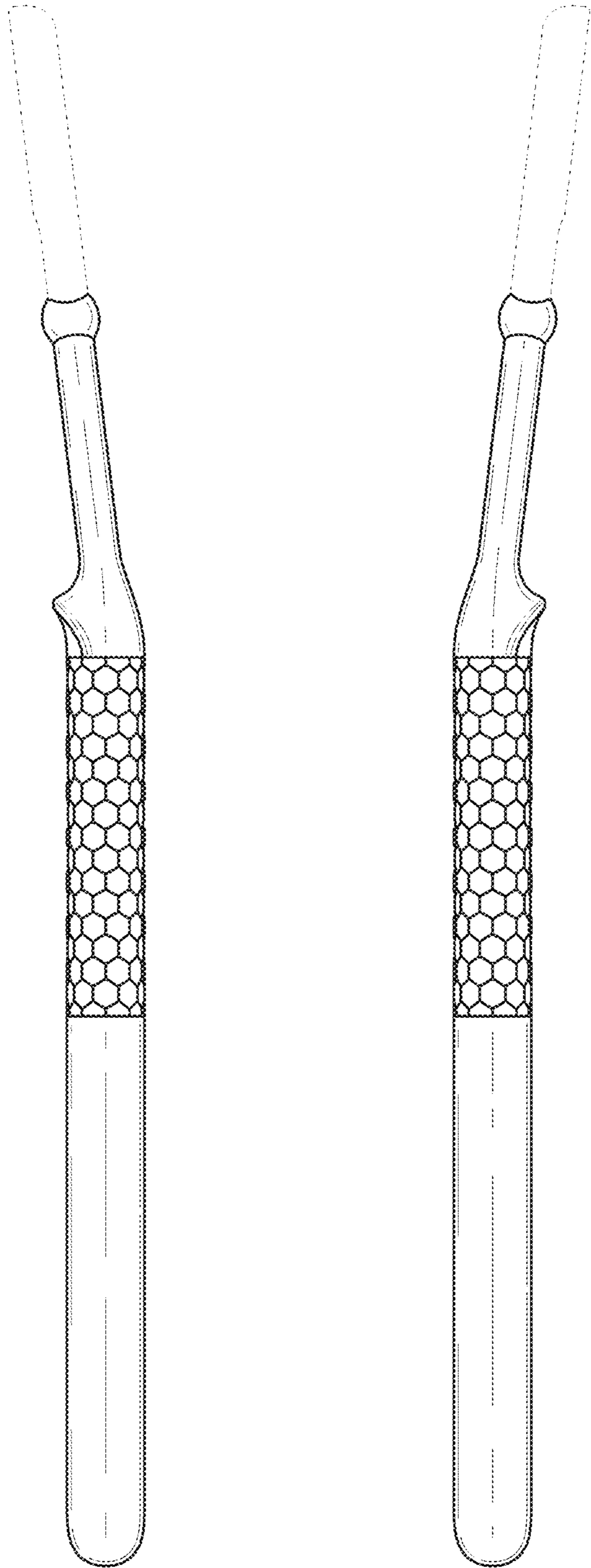


FIG. 11

FIG. 12



FIG. 13



FIG. 14