



US00D961934S

(12) **United States Design Patent**
Ji et al.

(10) **Patent No.:** **US D961,934 S**

(45) **Date of Patent:** **** Aug. 30, 2022**

(54) **ELECTRIC TOOTHBRUSH**

(71) Applicant: **THUMBS UP CROSS BORDER
E-COMMERCE CO., LTD.**, Zhuhai
(CN)

(72) Inventors: **Yiying Ji**, Zhuhai (CN); **Yubin Li**,
Zhuhai (CN); **Xiu Zou**, Zhuhai (CN);
Zhidong Wang, Zhuhai (CN); **Yuqiang**
Zhao, Zhuhai (CN); **Zhimin Tang**,
Zhuhai (CN); **Fen He**, Zhuhai (CN);
Jiacheng Huang, Zhuhai (CN); **Lilin**
Xu, Zhuhai (CN)

(73) Assignee: **THUMBS UP CROSS BORDER
E-COMMERCE CO., LTD.**, Zhuhai
(CN)

(**) Term: **15 Years**

(21) Appl. No.: **29/706,797**

(22) Filed: **Sep. 24, 2019**

(30) **Foreign Application Priority Data**

Apr. 19, 2019 (CN) 201930182596.5

(51) **LOC (13) Cl.** **28-03**

(52) **U.S. Cl.**
USPC **D4/101**

(58) **Field of Classification Search**
USPC D4/100–113, 127, 128, 136, 137, 138,
D4/199; D24/152, 176
CPC A46B 2200/1066; A46B 5/02; A46B 9/04;
A46B 15/0071; A61C 17/16; A61C
17/221; A61C 17/222
See application file for complete search history.

(56) **References Cited**

U.S. PATENT DOCUMENTS

D757,439 S * 5/2016 Shigeno D4/101
D758,736 S * 6/2016 Shigeno D4/101

D767,896 S * 10/2016 Shigeno D4/101
D780,456 S * 3/2017 Shigeno D4/101
D798,060 S * 9/2017 Shigeno D4/101
D893,196 S * 8/2020 Zhao D4/101
D893,880 S * 8/2020 Zheng D4/101
10,786,339 B1 * 9/2020 Chapman A46B 5/0029
D911,714 S * 3/2021 Okai D4/101
2017/0119510 A1 * 5/2017 Tomori A61C 17/3481
2019/0014901 A1 * 1/2019 Xi A61N 5/0603
2019/0038014 A1 * 2/2019 Greer, Jr. A46B 15/0012
2019/0380817 A1 * 12/2019 Okai A46D 1/023

FOREIGN PATENT DOCUMENTS

CN 304282025 * 9/2017
CN 306135674 * 10/2020
IL 57336 * 8/2017
IN 266898-0001 * 8/2015

* cited by examiner

Primary Examiner — Rebekah A Caruso

(74) *Attorney, Agent, or Firm* — ScienBiziP, P.C.

(57) **CLAIM**

The ornamental design for an electric toothbrush, as shown and described.

DESCRIPTION

FIG. 1 is a first perspective view of an electric toothbrush, showing our design.

FIG. 2 is a second perspective view thereof.

FIG. 3 is a front elevation view thereof.

FIG. 4 is a rear elevation view thereof.

FIG. 5 is a left side elevation view thereof.

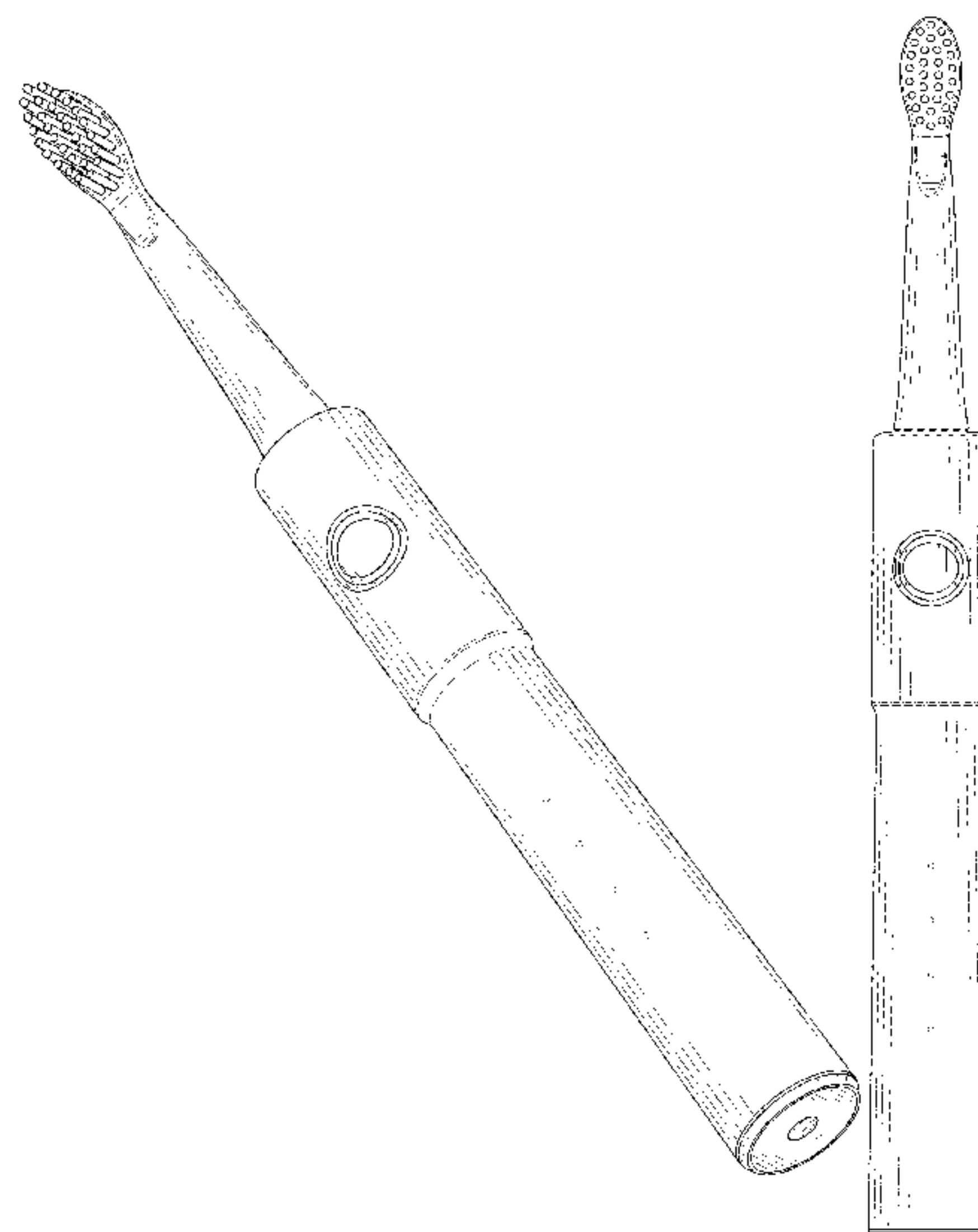
FIG. 6 is a right side elevation view thereof.

FIG. 7 is a top plan view thereof; and,

FIG. 8 is a bottom plan view thereof.

The details shown in broken lines form no part of the claimed design.

1 Claim, 8 Drawing Sheets






FIG. 1

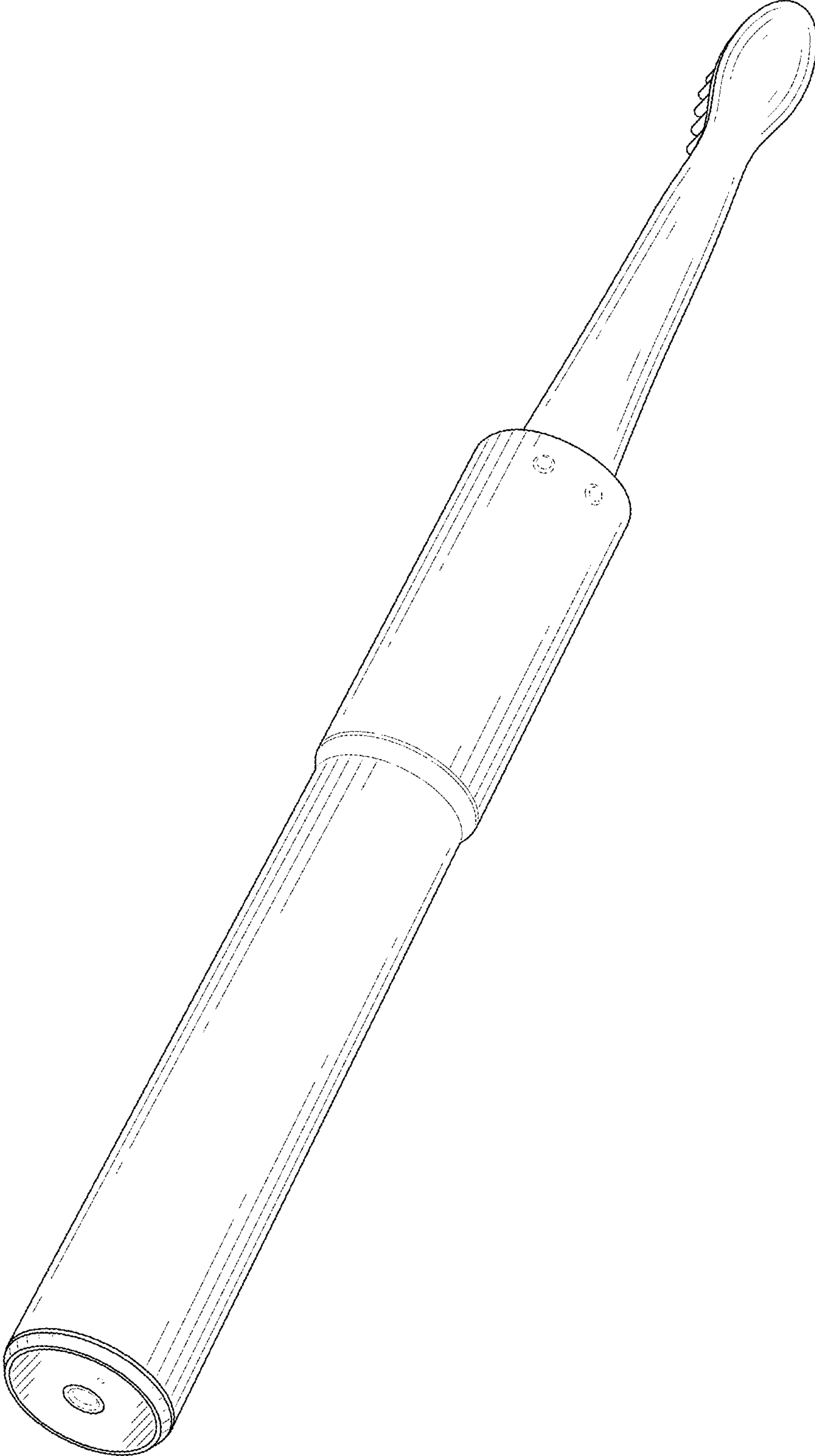


FIG. 2

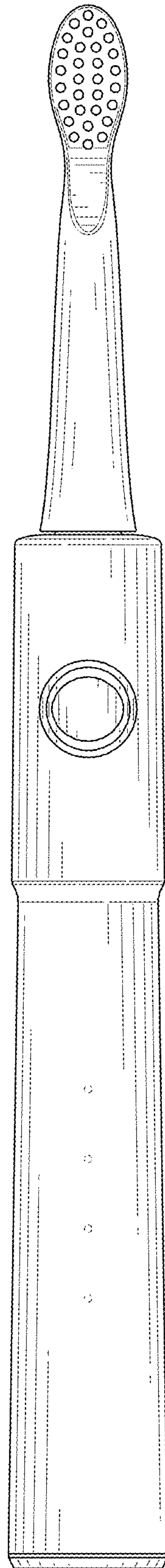


FIG. 3




FIG. 4




FIG. 5




FIG. 6

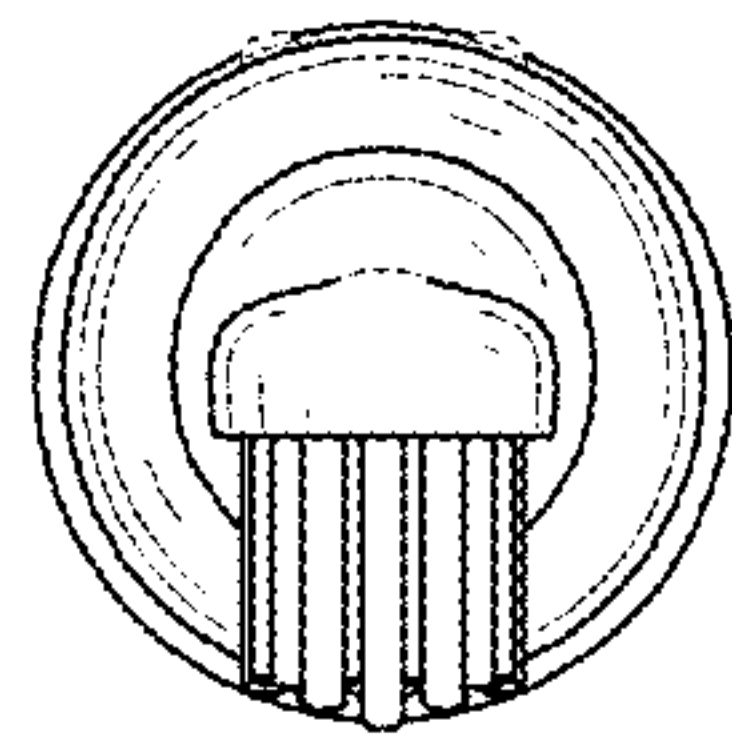


FIG. 7

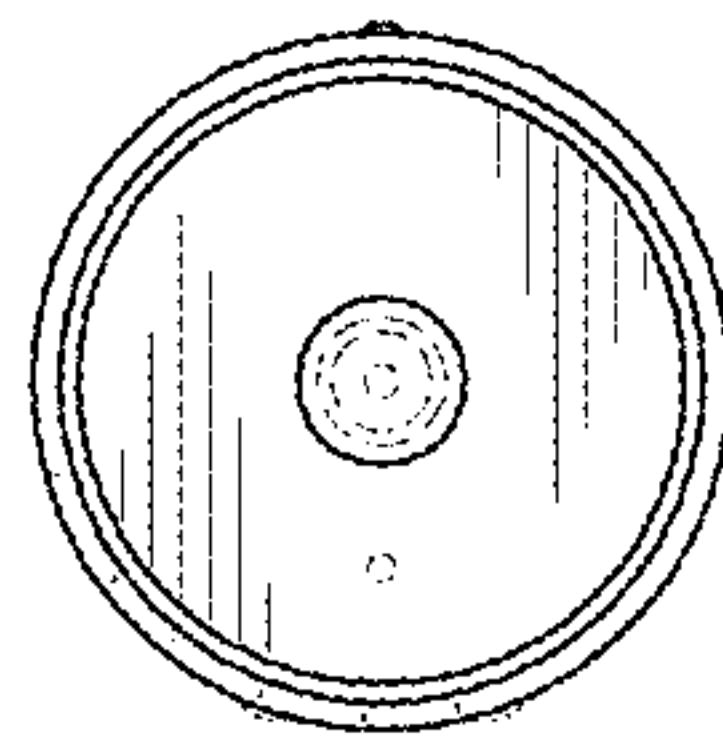


FIG. 8