



US00D961927S

(12) **United States Design Patent**  
**Cai**

(10) **Patent No.:** **US D961,927 S**

(45) **Date of Patent:** **\*\* Aug. 30, 2022**

(54) **TOILET PAPER BASKET STORAGE**

(71) Applicant: **Keqiang Cai**, Ruian (CN)

(72) Inventor: **Keqiang Cai**, Ruian (CN)

(\*\*) Term: **15 Years**

(21) Appl. No.: **29/798,670**

(22) Filed: **Jul. 9, 2021**

(51) **LOC (13) Cl.** ..... **03-01**

(52) **U.S. Cl.**  
USPC ..... **D3/304**

(58) **Field of Classification Search**  
USPC ..... D3/304–205, 307–309, 311–312,  
D3/314–315; D6/672–673, 675, 682,  
D6/683, 524  
CPC . B65D 1/00; B65D 1/22; B65D 1/243; B65D  
11/20; A47G 29/08  
See application file for complete search history.

D539,541 S \* 4/2007 Stahl ..... D3/304  
D605,884 S 12/2009 Owens  
D625,923 S \* 10/2010 Schießl ..... B65D 21/0212  
D3/304  
D653,451 S \* 2/2012 Elvin-Jensen ..... D3/304  
D713,146 S 9/2014 Ghiorghie  
D732,827 S 6/2015 Suomela  
D746,590 S \* 1/2016 Allen ..... D3/304  
D746,593 S 1/2016 Kroll  
D747,102 S 1/2016 Kraemer  
D766,575 S \* 9/2016 Widner ..... D3/314  
D772,575 S 11/2016 Stelmarski  
D873,566 S \* 1/2020 Lewis ..... D3/302  
2019/0223667 A1\* 7/2019 Apostolides ..... A47K 10/22

\* cited by examiner

*Primary Examiner* — Kelley A Donnelly

(74) *Attorney, Agent, or Firm* — Rumit Ranjit Kanakia

(57) **CLAIM**

I claim the ornamental design for a toilet paper basket storage, as shown and described.

(56) **References Cited**

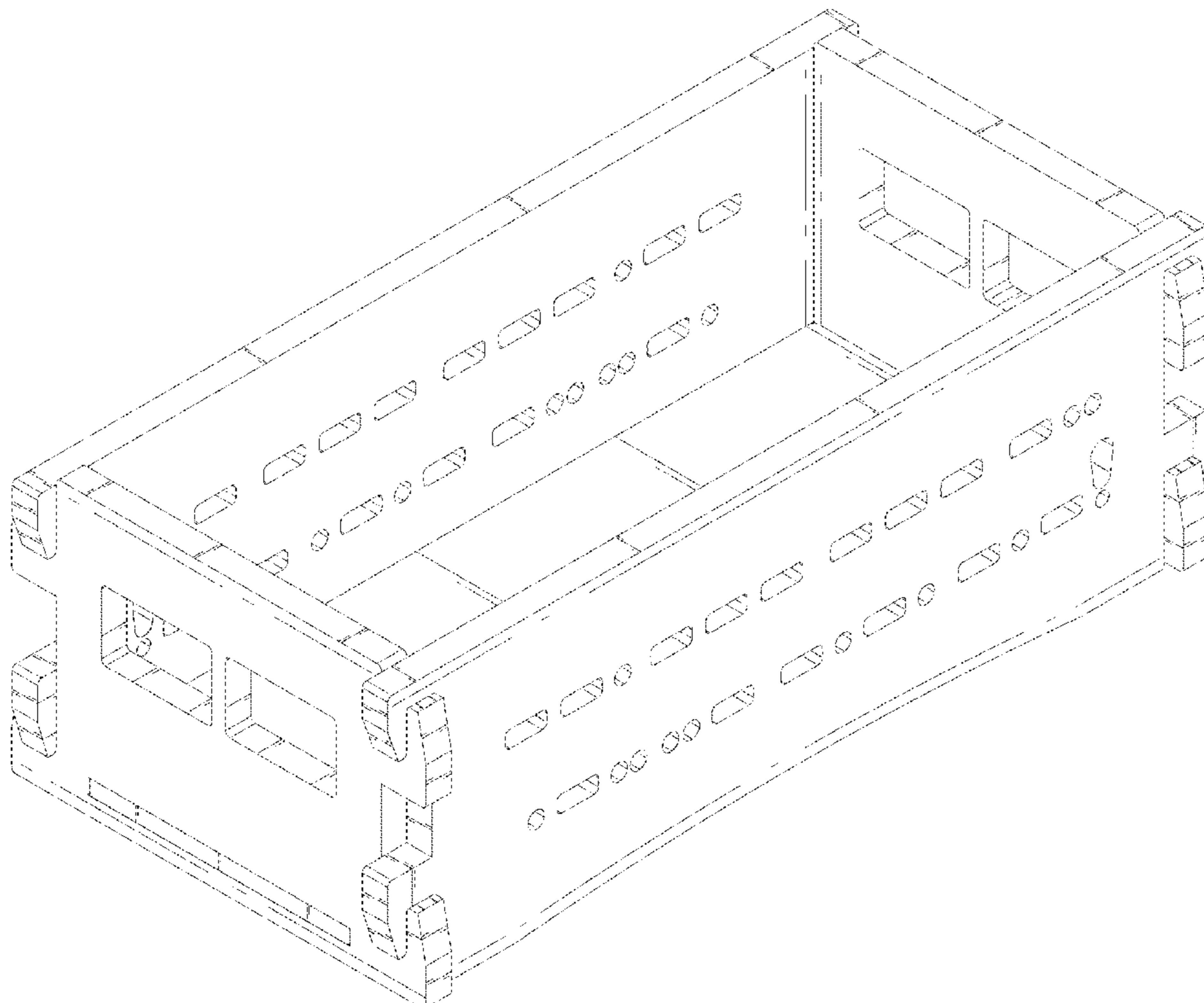
U.S. PATENT DOCUMENTS

D233,181 S \* 10/1974 Powell ..... D3/304  
D246,872 S \* 1/1978 White ..... D3/304  
D277,042 S \* 1/1985 Carter ..... D3/305  
D279,039 S \* 5/1985 Walden ..... D6/675  
D286,339 S \* 10/1986 van Berne ..... D3/312  
D292,634 S \* 11/1987 Chabot ..... D3/307  
D420,219 S \* 2/2000 Elvin-Jensen ..... D3/307  
D458,753 S \* 6/2002 Overholt ..... D3/304  
D478,421 S \* 8/2003 Overholt ..... D3/304  
D483,946 S \* 12/2003 Koefeld ..... D3/304

**DESCRIPTION**

FIG. 1 is a Perspective view of a toilet paper basket storage showing my new design;  
FIG. 2 is a Front view thereof;  
FIG. 3 is a Back view thereof;  
FIG. 4 is a Left-side view thereof;  
FIG. 5 is a Right-side view thereof;  
FIG. 6 is a Top view thereof; and,  
FIG. 7 is a Bottom view thereof.

**1 Claim, 6 Drawing Sheets**



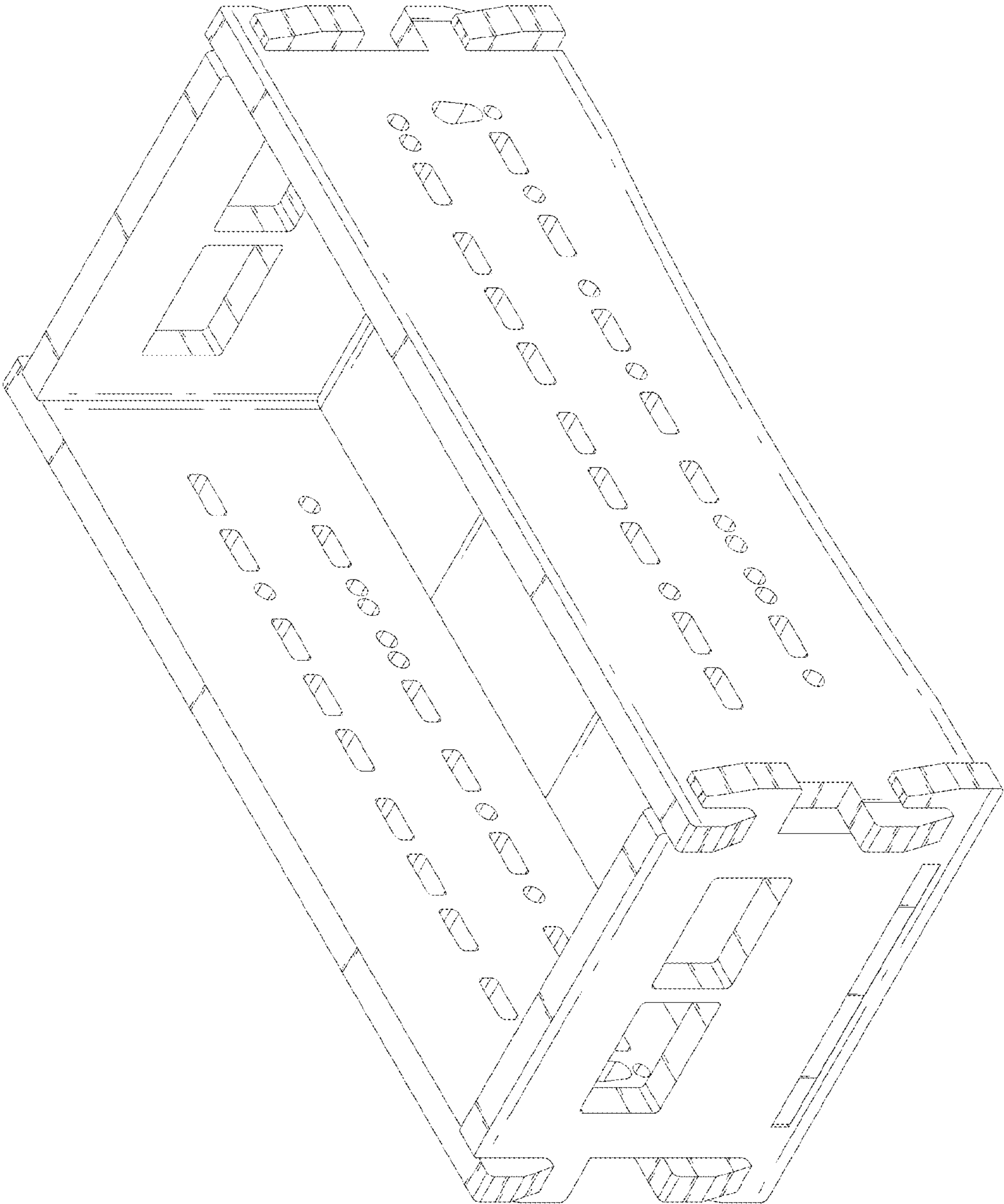


FIG. 1

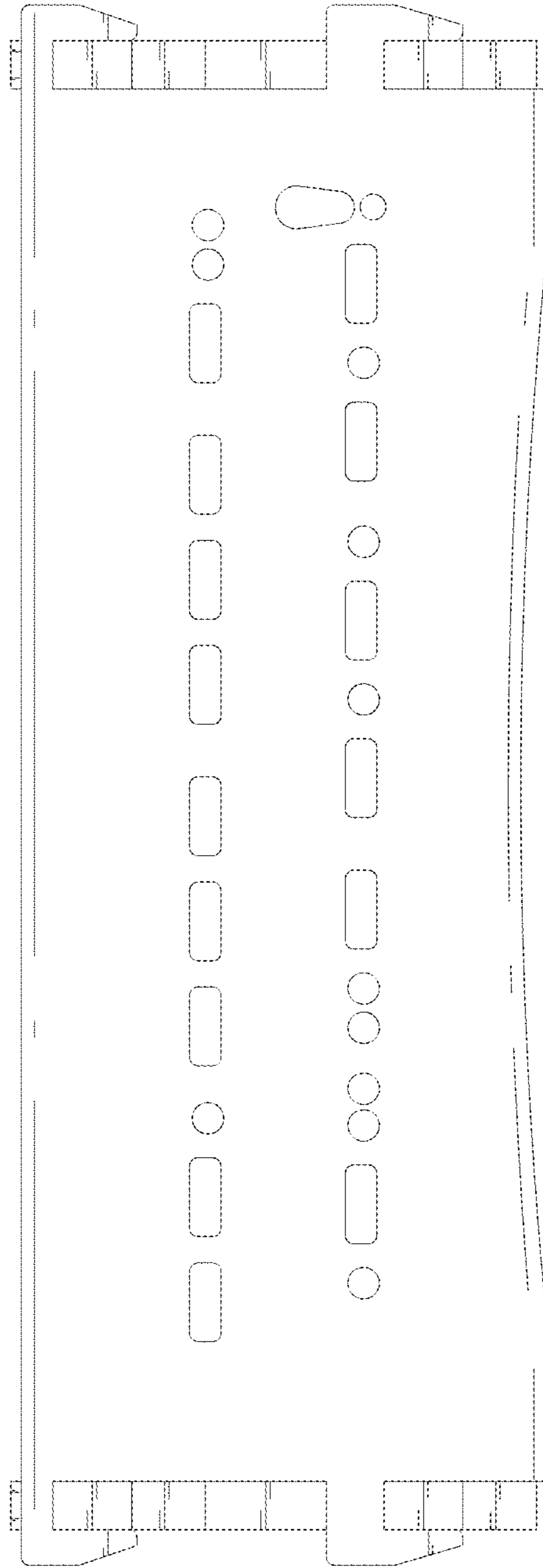


FIG. 2

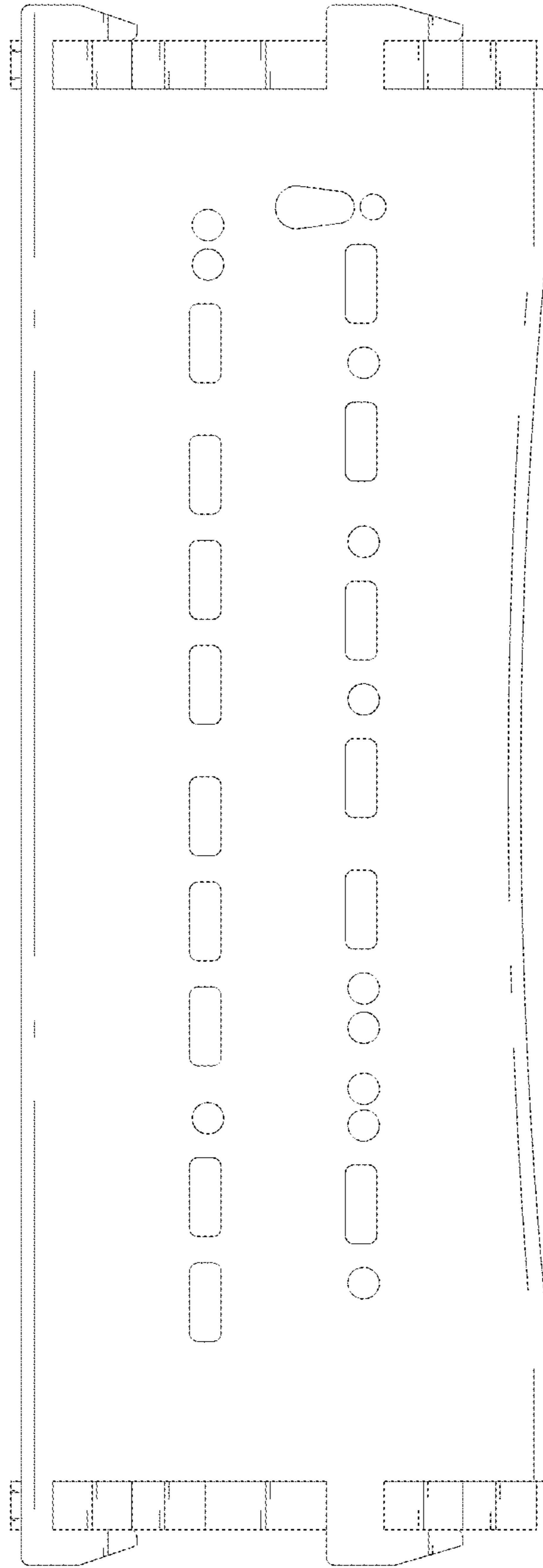


FIG. 3

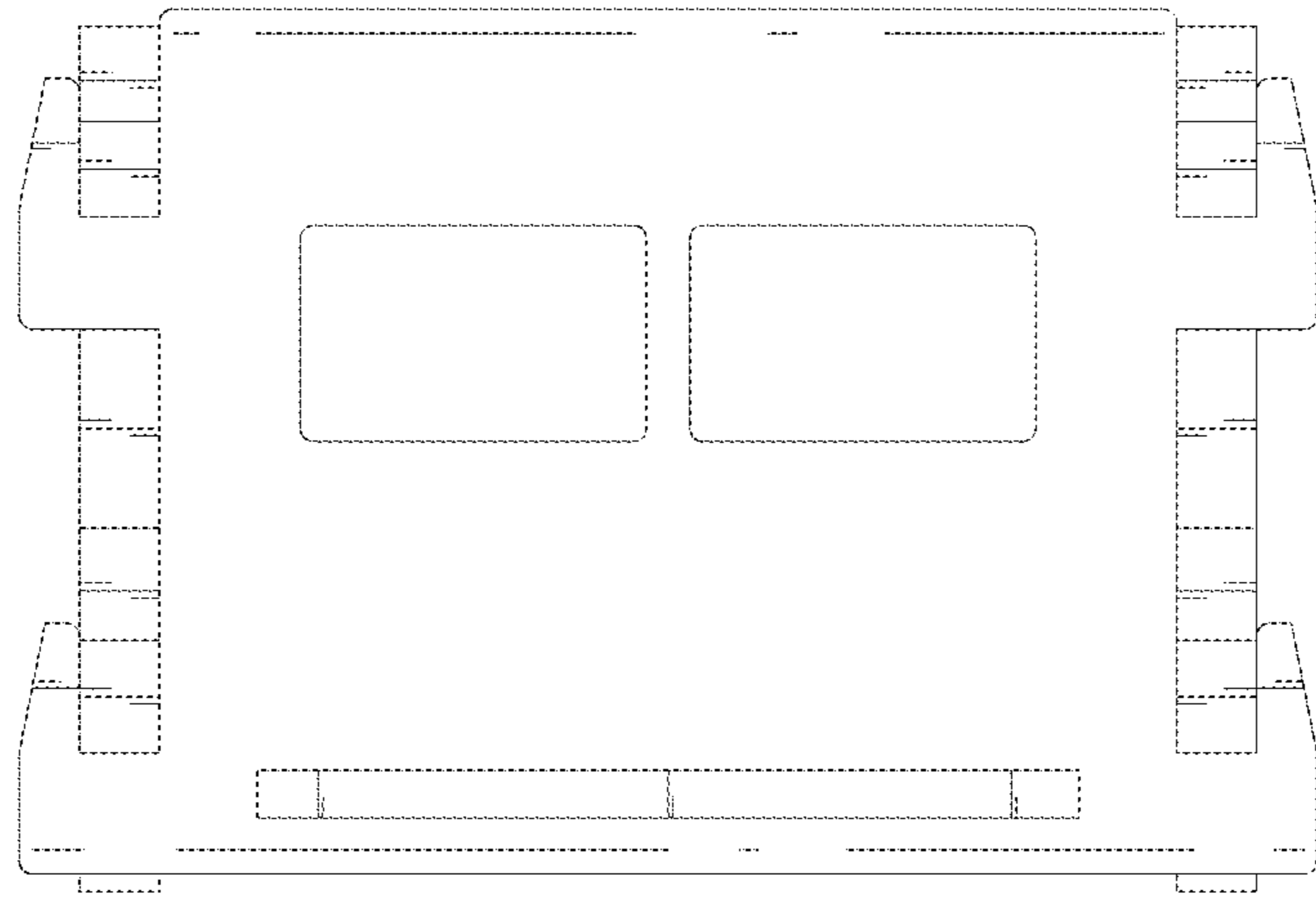


FIG. 4

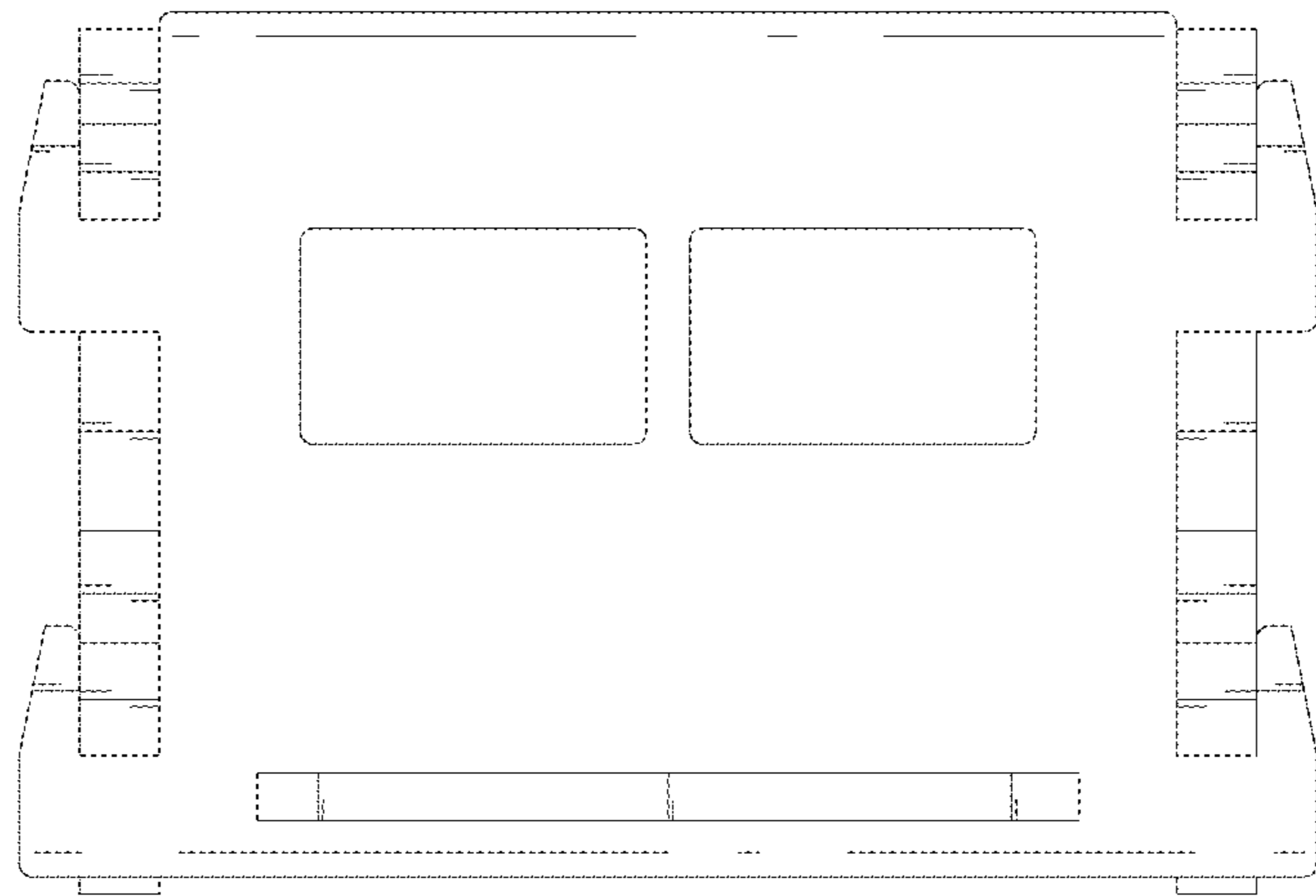


FIG. 5




FIG. 6




FIG. 7