



US00D961918S

(12) **United States Design Patent**
Piccioli

(10) **Patent No.:** **US D961,918 S**
(45) **Date of Patent:** **** Aug. 30, 2022**

(54) **BAG**
(71) Applicant: **VALENTINO S.p.A.**, Milan (IT)
(72) Inventor: **Pierpaolo Piccioli**, Milan (IT)
(73) Assignee: **VALENTINO S.p.A.**, Milan (IT)
(**) Term: **15 Years**
(21) Appl. No.: **29/747,956**

10,617,188 B1 * 4/2020 Hooks G08B 21/0297
D938,719 S * 12/2021 Sassi D3/243
2016/0174672 A1 * 6/2016 Nie A45C 3/06
150/127

FOREIGN PATENT DOCUMENTS

CN 202030498175.6 * 5/2021
GB 8210093000-2000 * 8/2020
JP D2020-501556 * 3/2021
RU 2020505645 * 7/2021
WO D210093-002 * 8/2020

(22) Filed: **Aug. 26, 2020**
(30) **Foreign Application Priority Data**

Feb. 28, 2020 (IT) 402020000000742

(51) **LOC (13) Cl.** **03-01**
(52) **U.S. Cl.**
USPC **D3/243**
(58) **Field of Classification Search**
USPC D3/232-233, 243-246
CPC A45C 1/00; A45C 1/06; A45C 3/06; D03D
13/00
See application file for complete search history.

OTHER PUBLICATIONS

“Large Roman Stud the Shoulder Bag in Nappa With Grid Detailing”, valentino.com, site visited Dec. 23, 2021: https://www.valentino.com/en-us/shoulder-bags_cod25185454456488192.html#dept=US_BAGS_Valentino_Garavani_ROMAN_STUD_W (Year: 2021).*

* cited by examiner

Primary Examiner — Sheryl Lane
Assistant Examiner — Samantha Lynne Brodowski
(74) *Attorney, Agent, or Firm* — Rothwell, Figg, Ernst & Manbeck, P.C.

(56) **References Cited**

U.S. PATENT DOCUMENTS

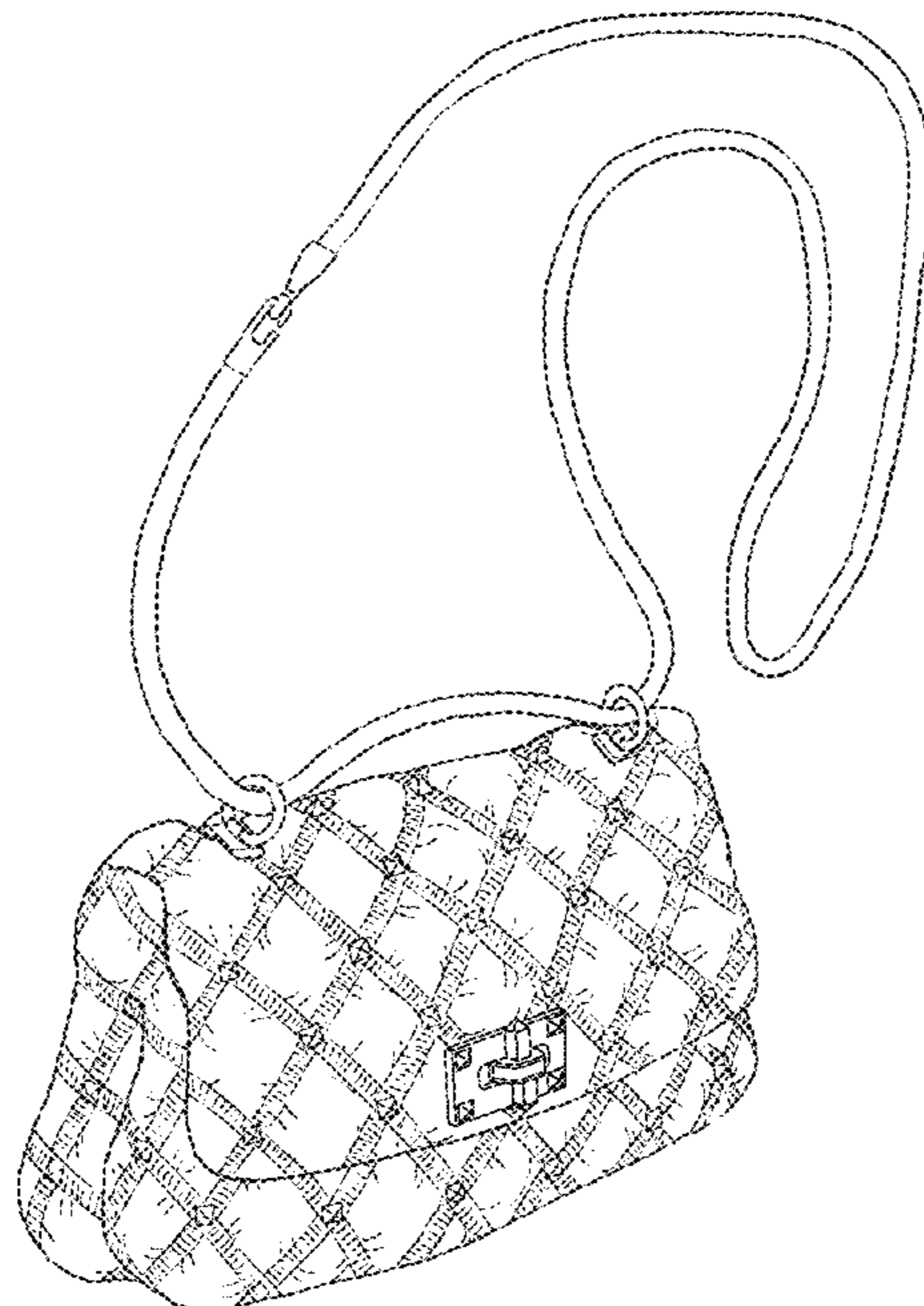
D581,158 S * 11/2008 Hermann D3/232
D675,429 S * 2/2013 Della Valle D3/243
D757,429 S * 5/2016 Spaziani D3/243
D804,170 S * 12/2017 Maier D3/243
D806,385 S * 1/2018 Maier D3/243
D814,789 S * 4/2018 Dumas D3/243
D826,555 S * 8/2018 Sassi D3/232
D828,022 S * 9/2018 Maier D3/243
D830,690 S * 10/2018 Sassi D3/232
D864,561 S * 10/2019 Sassi D3/232

(57) **CLAIM**
The ornamental design for a bag, as shown and described.

DESCRIPTION

FIG. 1 is a perspective view of a bag, showing my new design;
FIG. 2 is a front view thereof;
FIG. 3 is a rear view thereof;
FIG. 4 is a side view thereof;
FIG. 5 is a side view thereof, opposite that of FIG. 4;
FIG. 6 is a top view thereof; and,
FIG. 7 is a bottom view thereof.

1 Claim, 7 Drawing Sheets



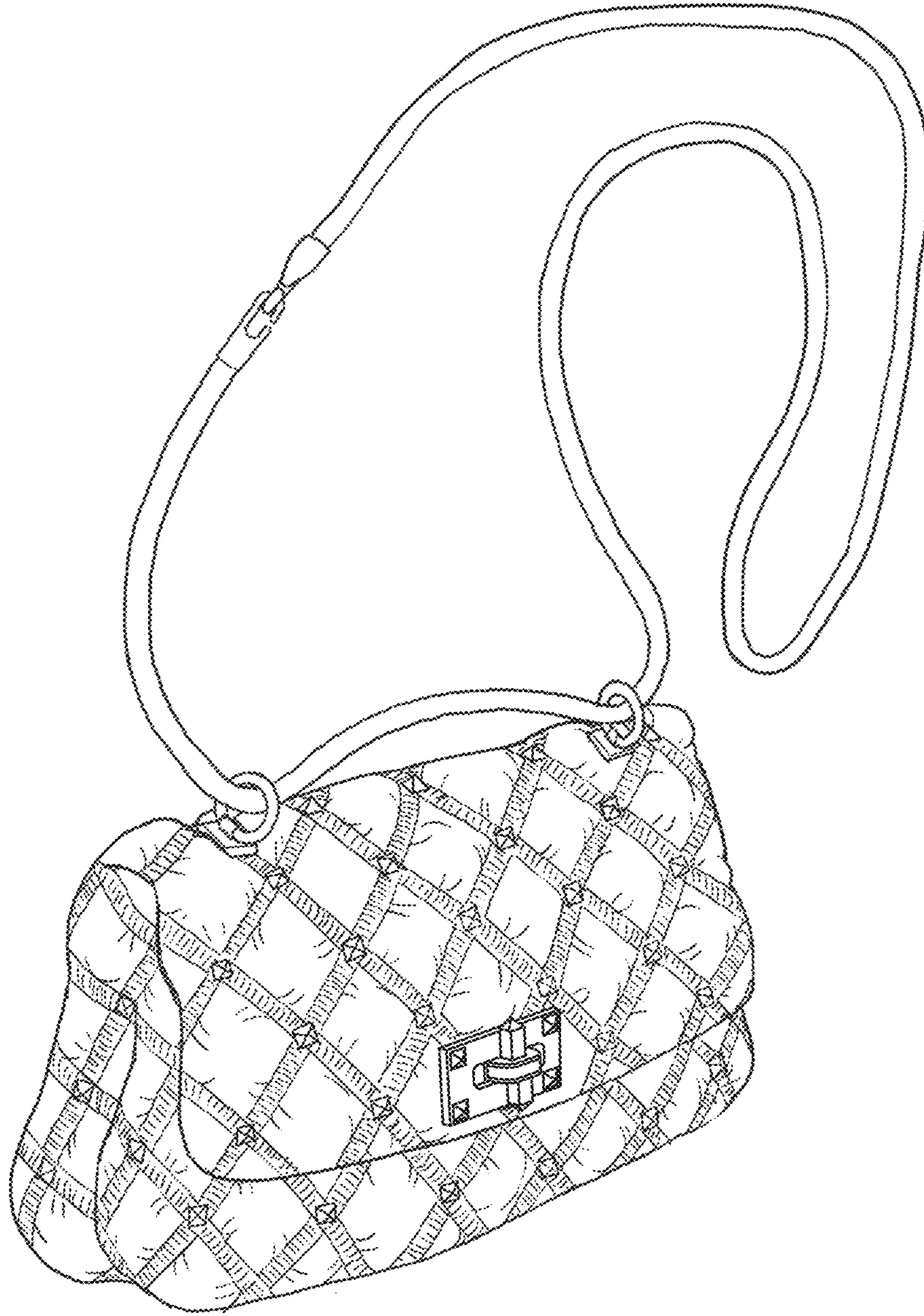


FIG. 1

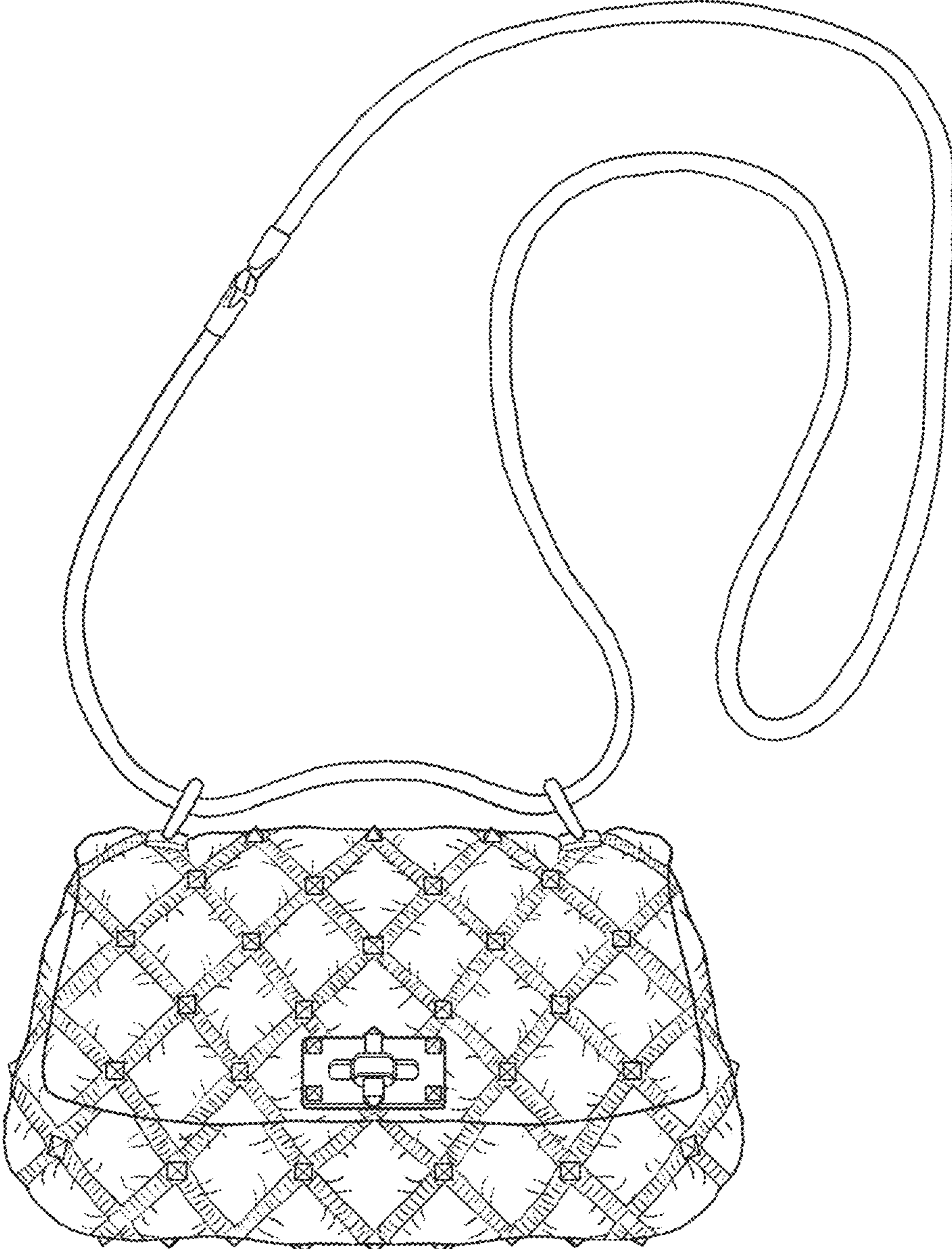


FIG. 2

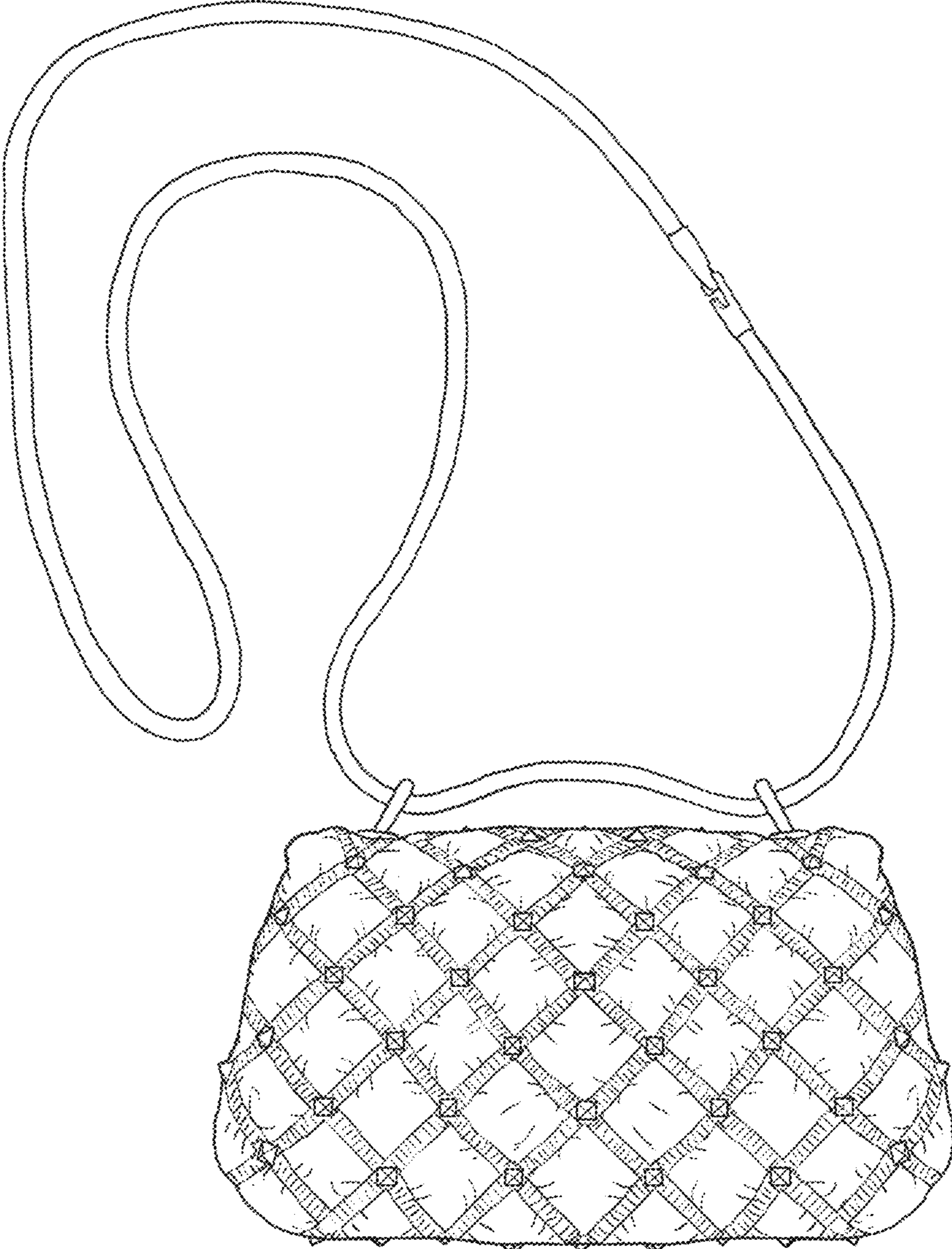


FIG. 3

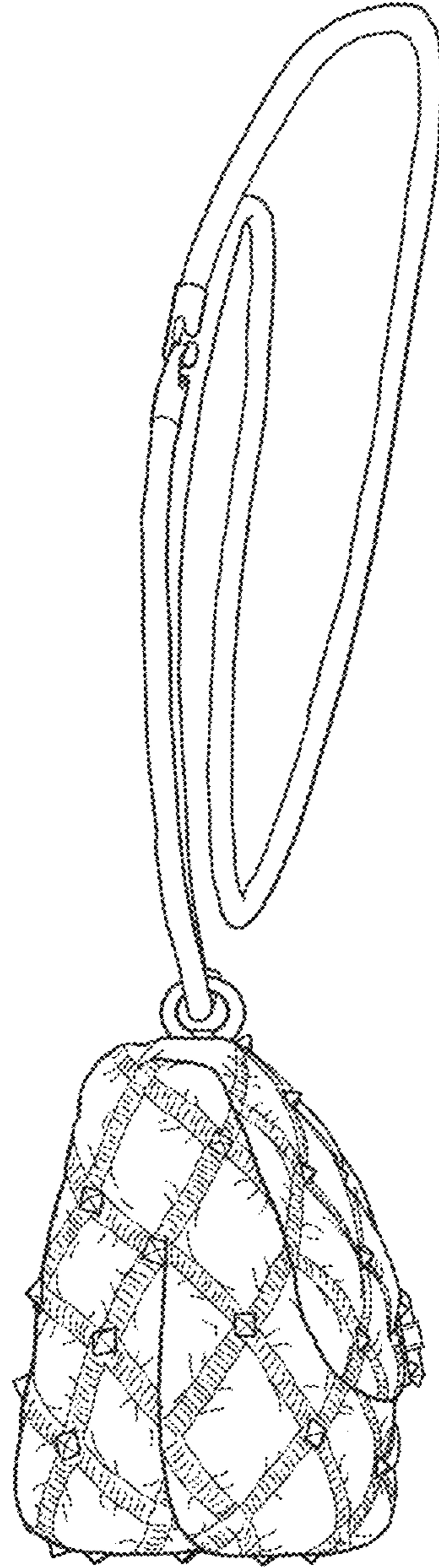


FIG. 4

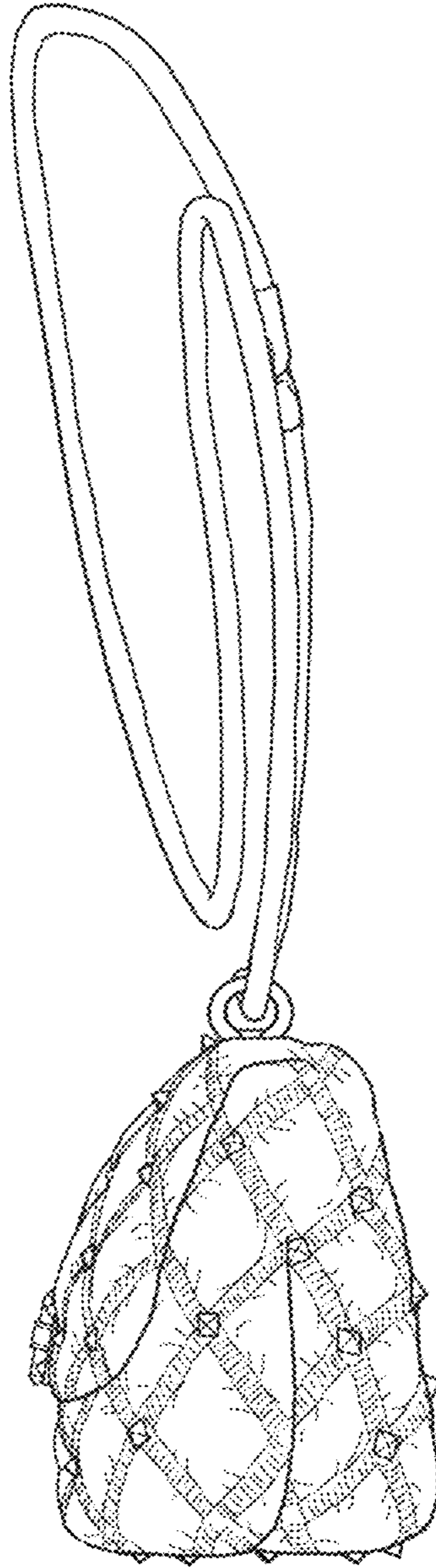


FIG. 5

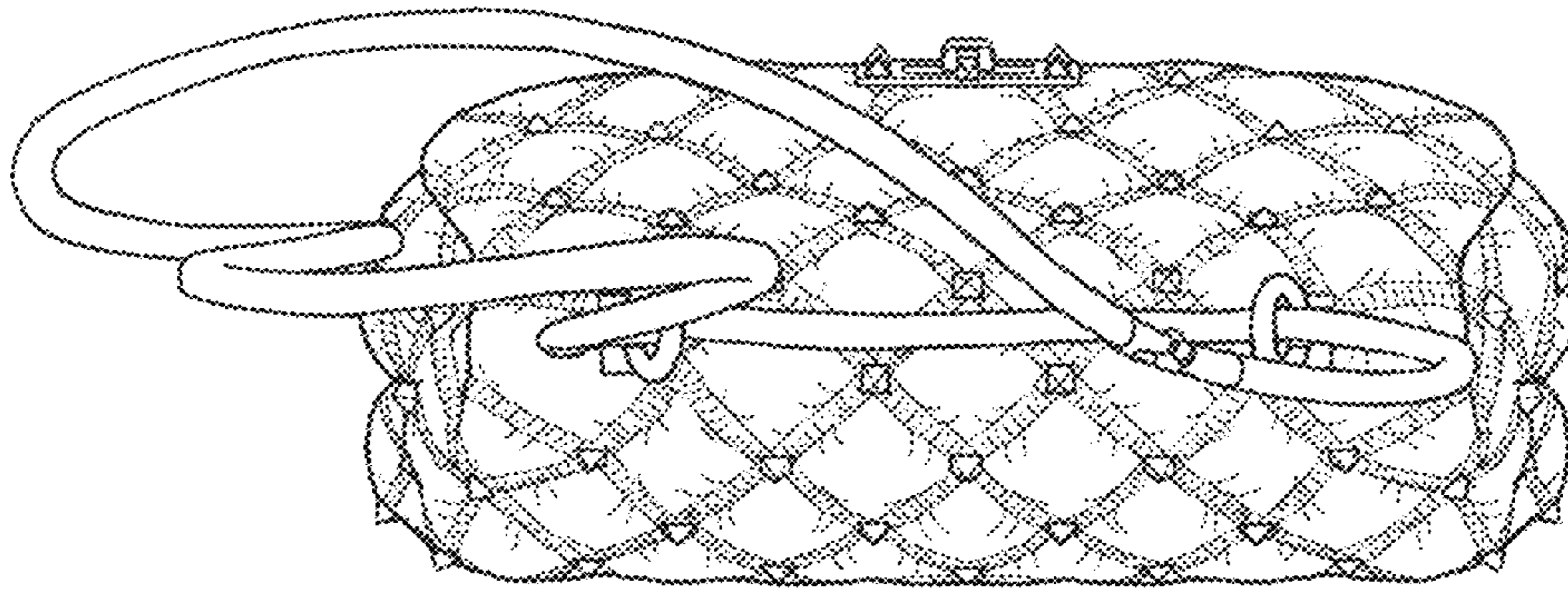


FIG. 6

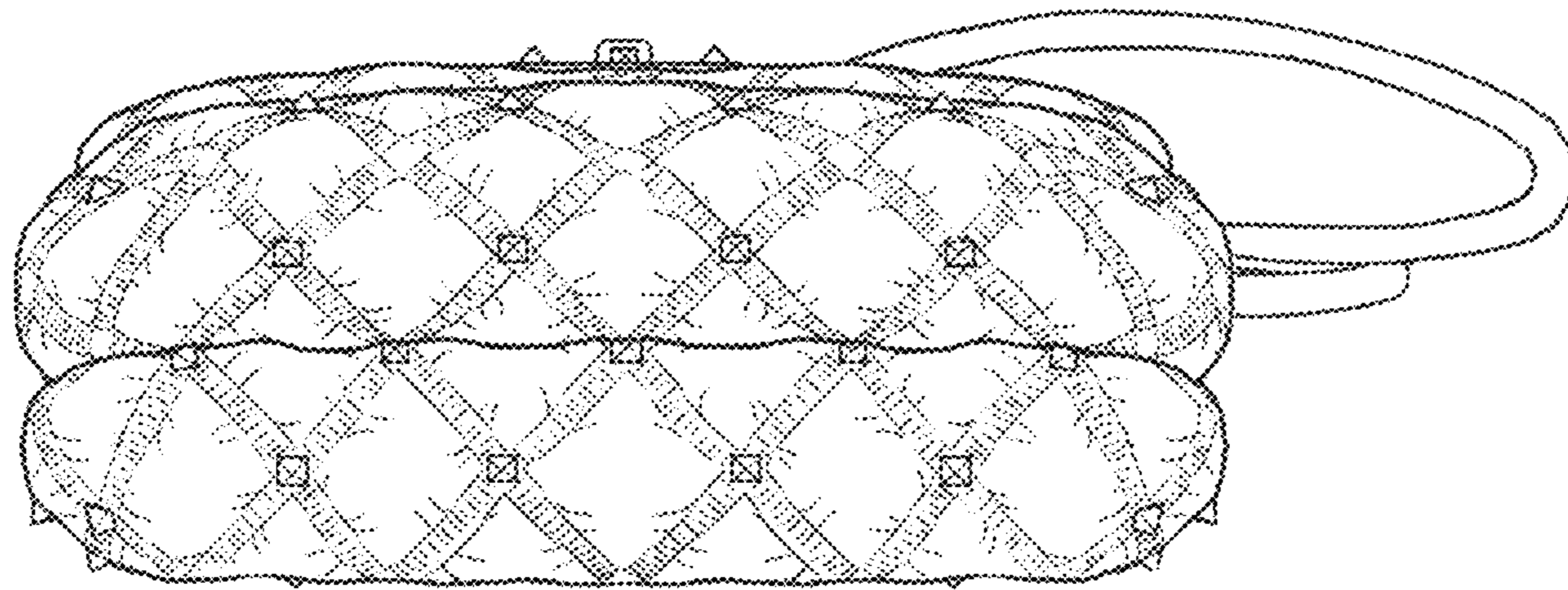


FIG. 7