



US00D961903S

(12) **United States Design Patent** (10) **Patent No.:** **US D961,903 S**
Strek (45) **Date of Patent:** **** Aug. 30, 2022**

(54) **SHOE**
(71) Applicant: **NIKE, Inc.**, Beaverton, OR (US)
(72) Inventor: **Kyle Streck**, Portland, OR (US)
(73) Assignee: **NIKE, Inc.**, Beaverton, OR (US)
(**) Term: **15 Years**
(21) Appl. No.: **29/755,949**
(22) Filed: **Oct. 23, 2020**
(51) **LOC (13) Cl.** **02-04**
(52) **U.S. Cl.**
USPC **D2/972**
(58) **Field of Classification Search**
USPC D2/896, 900, 902, 904, 906-908,
D2/916-924, 925-945, 969-979
CPC A43B 1/00; A43B 1/02; A43B 1/04; A43B
3/00; A43B 3/02; A43B 3/06; A43B 3/10;
A43B 3/12; A43B 3/14; A43B 5/00;
A43B 5/001; A43B 5/002; A43B 5/008;
A43B 5/06; A43B 5/10; A43B 5/12;
A43B 23/00; A43B 23/02; A43B 23/04;
A43B 23/14; A43B 23/16; A43B 23/17;
A43B 23/24; A43B 23/25; A43B 23/26
See application file for complete search history.

(56) **References Cited**
U.S. PATENT DOCUMENTS
D701,037 S * 3/2014 Ho D2/972
D709,280 S * 7/2014 Shaffer D2/972
D779,184 S * 2/2017 Avar D2/969
D783,975 S * 4/2017 Schenone D2/969
D784,679 S * 4/2017 Chang D2/972
D801,664 S * 11/2017 Small D2/969
D801,672 S * 11/2017 Small D2/972
D834,294 S * 11/2018 Small D2/969
D840,665 S * 2/2019 Small D2/972

D841,973 S * 3/2019 Small D2/973
D849,371 S * 5/2019 Ortega D2/902
D849,372 S * 5/2019 Ortega D2/902
D856,654 S * 8/2019 Hernandez D2/972
D867,729 S * 11/2019 Dean D2/902
D876,783 S * 3/2020 Brown D2/969
D876,784 S * 3/2020 Brown D2/969
D876,785 S * 3/2020 Brown D2/969
D891,071 S * 7/2020 Swierszczyk D2/969
D893,848 S * 8/2020 Swierszczyk D2/944
D900,458 S * 11/2020 Swierszczyk D2/969
D900,459 S * 11/2020 Verfl D2/969
D903,251 S * 12/2020 Verfl D2/944
D903,997 S * 12/2020 Avar D2/974
D912,386 S * 3/2021 Murphy-Reinhertz D2/969
D913,648 S * 3/2021 Dean D2/907
D913,649 S * 3/2021 Suh D2/908
D913,670 S * 3/2021 Dean D2/969
D913,671 S * 3/2021 Suh D2/969
D915,034 S * 4/2021 Sartori D2/907

(Continued)

Primary Examiner — Jonathan J Han
(74) *Attorney, Agent, or Firm* — Schwabe, Williamson & Wyatt, P C.

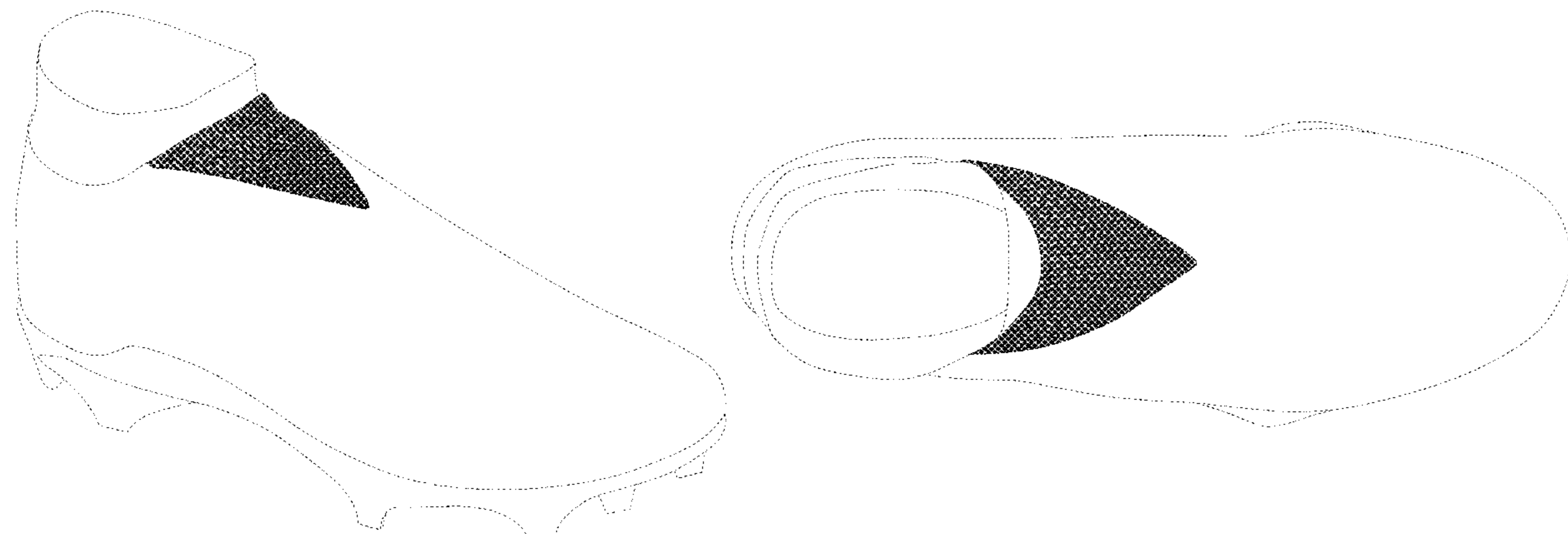
(57) **CLAIM**

I claim the ornamental design for a shoe, as shown and described.

DESCRIPTION

FIG. 1 is a front perspective view of a shoe, showing my new design;
FIG. 2 is a left side view thereof;
FIG. 3 is a right side view thereof;
FIG. 4 is a front view thereof; and,
FIG. 5 is a top view thereof.
The dot-dot-dash broken lines adjacent to the shaded area represent boundaries of the claimed design and form no part thereof. The remainder of the broken lines show portions of the shoe that form no part of the claimed design.

1 Claim, 5 Drawing Sheets



(56)

References Cited

U.S. PATENT DOCUMENTS

D915,048	S	*	4/2021	Comeaux	D2/954
D916,450	S	*	4/2021	Hawthornthwaite	D5/47
D920,640	S	*	6/2021	Johnson	D2/954
D922,039	S	*	6/2021	Xue	D2/908
D929,706	S	*	9/2021	Xue	D2/908
D929,707	S	*	9/2021	Suh	D2/951
D932,144	S	*	10/2021	Fu	D2/908
D938,711	S	*	12/2021	Ortega	D2/969

* cited by examiner

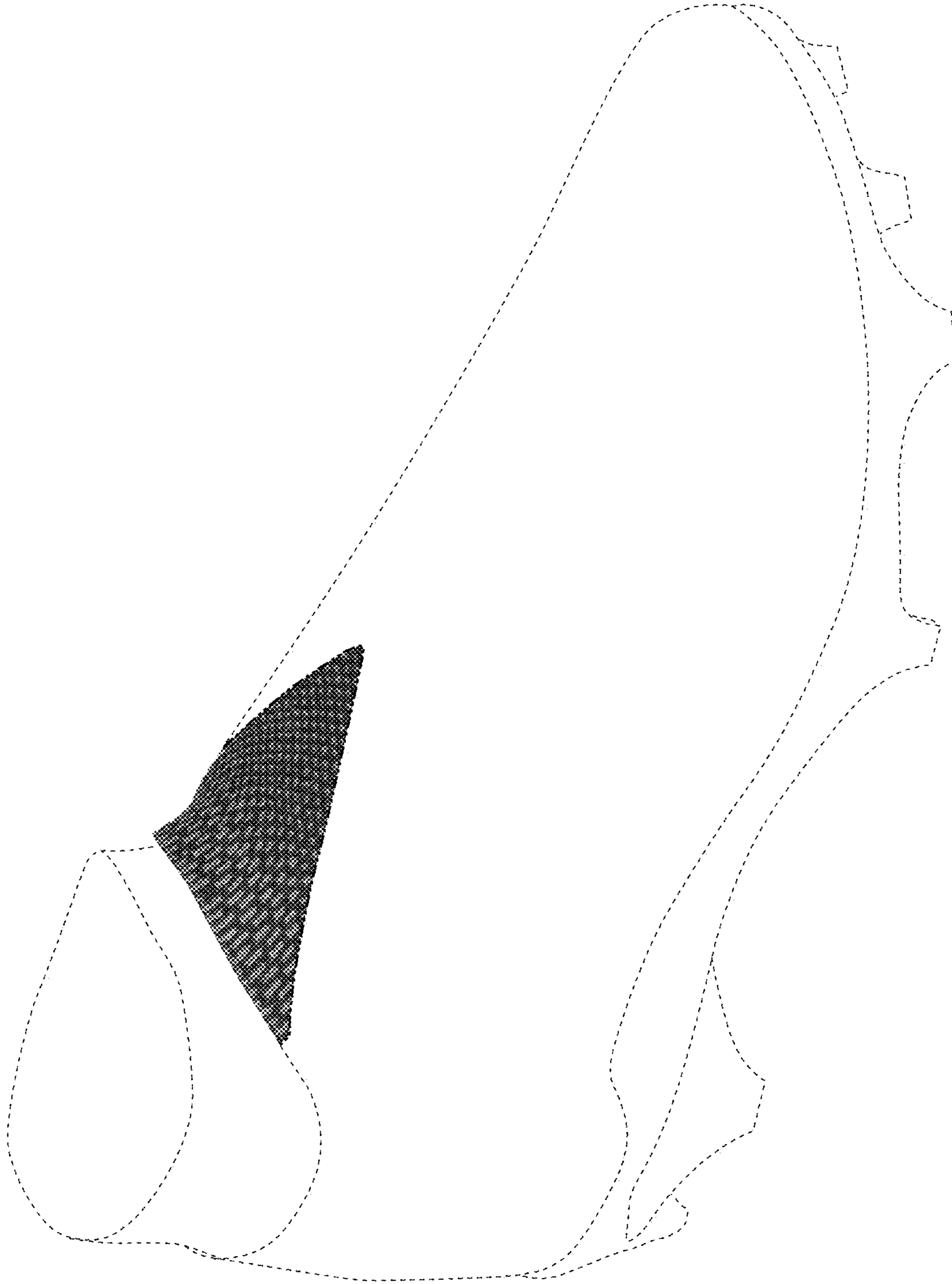


FIG. 1

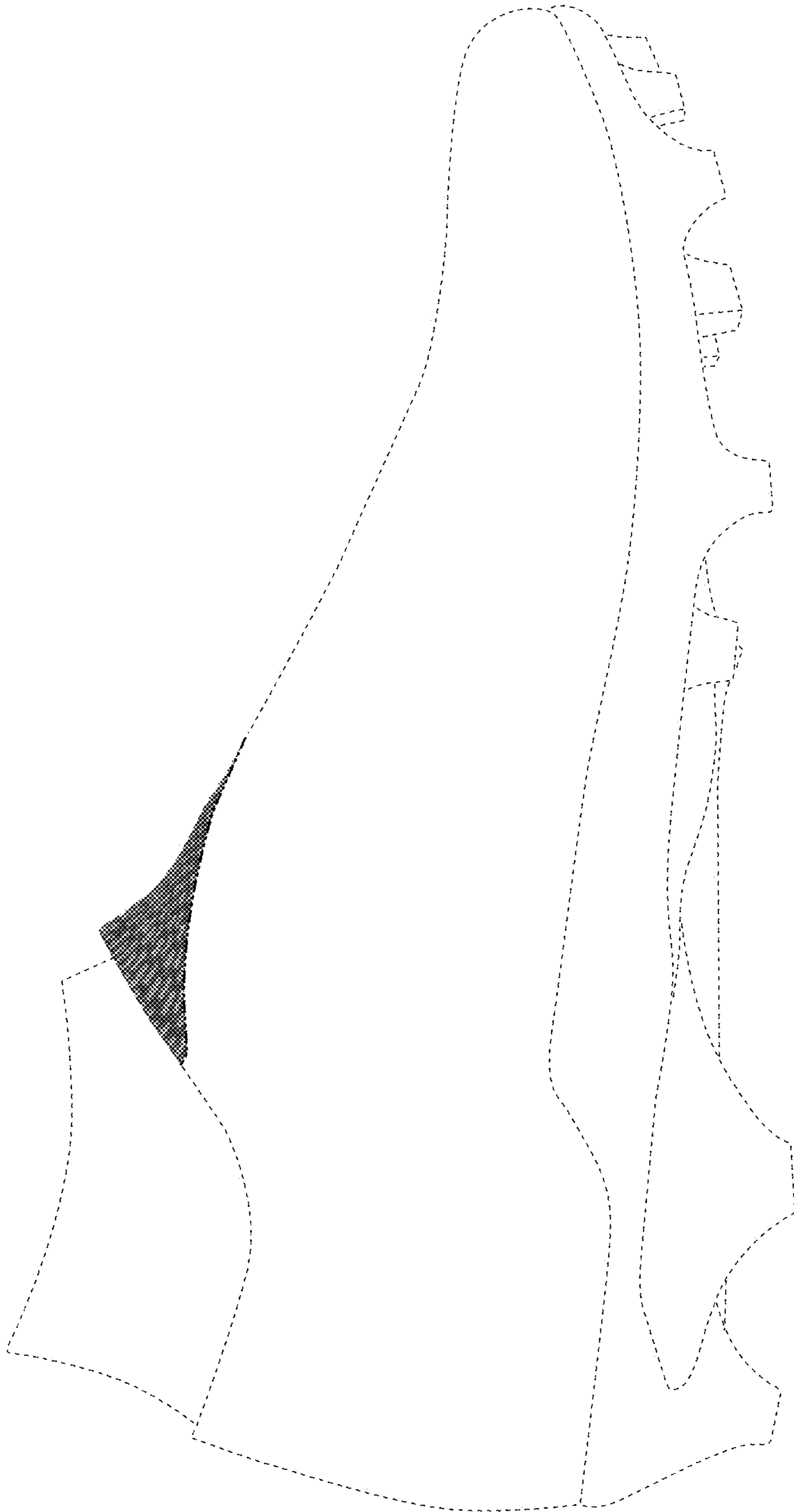


FIG. 2

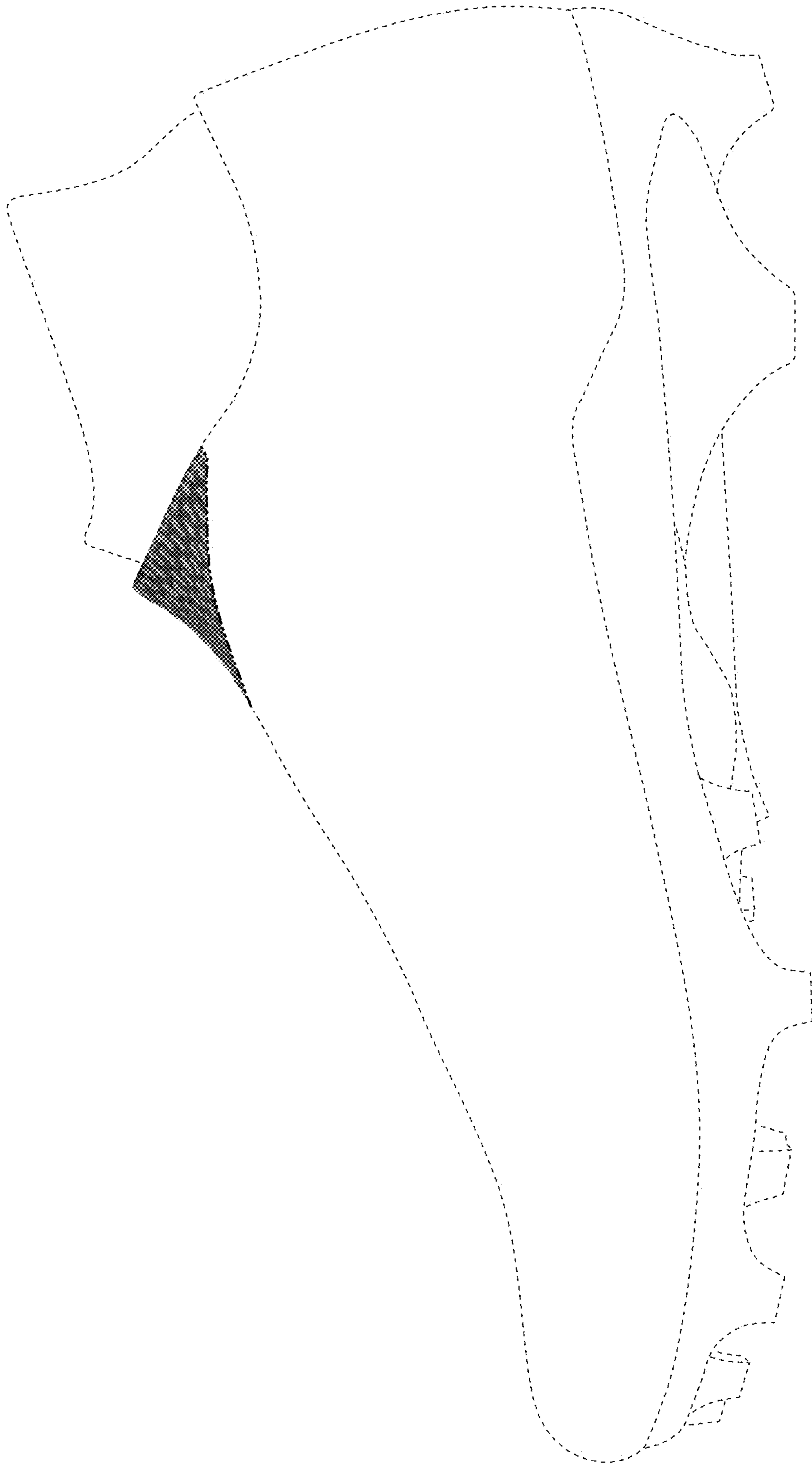


FIG. 3

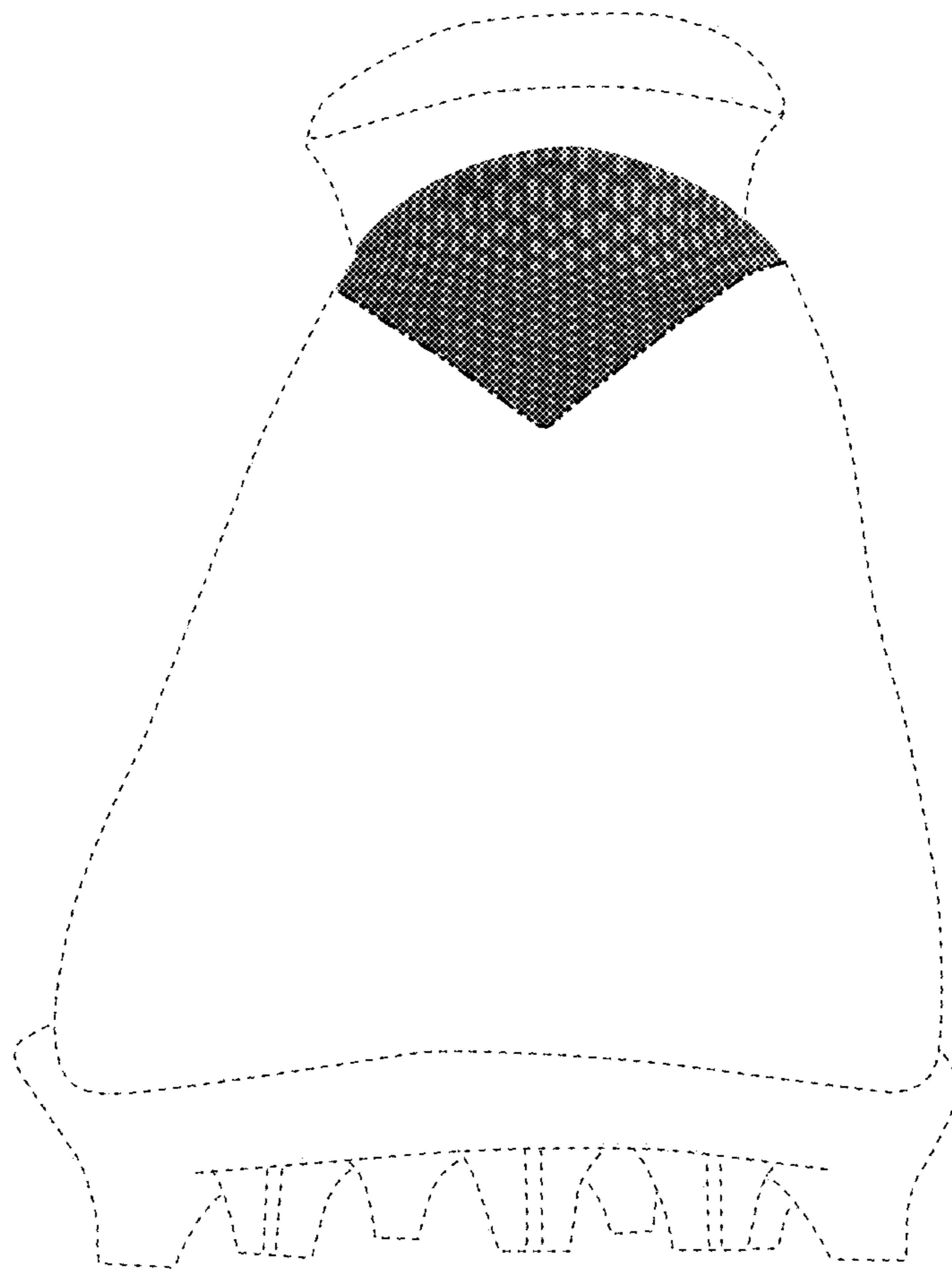


FIG. 4

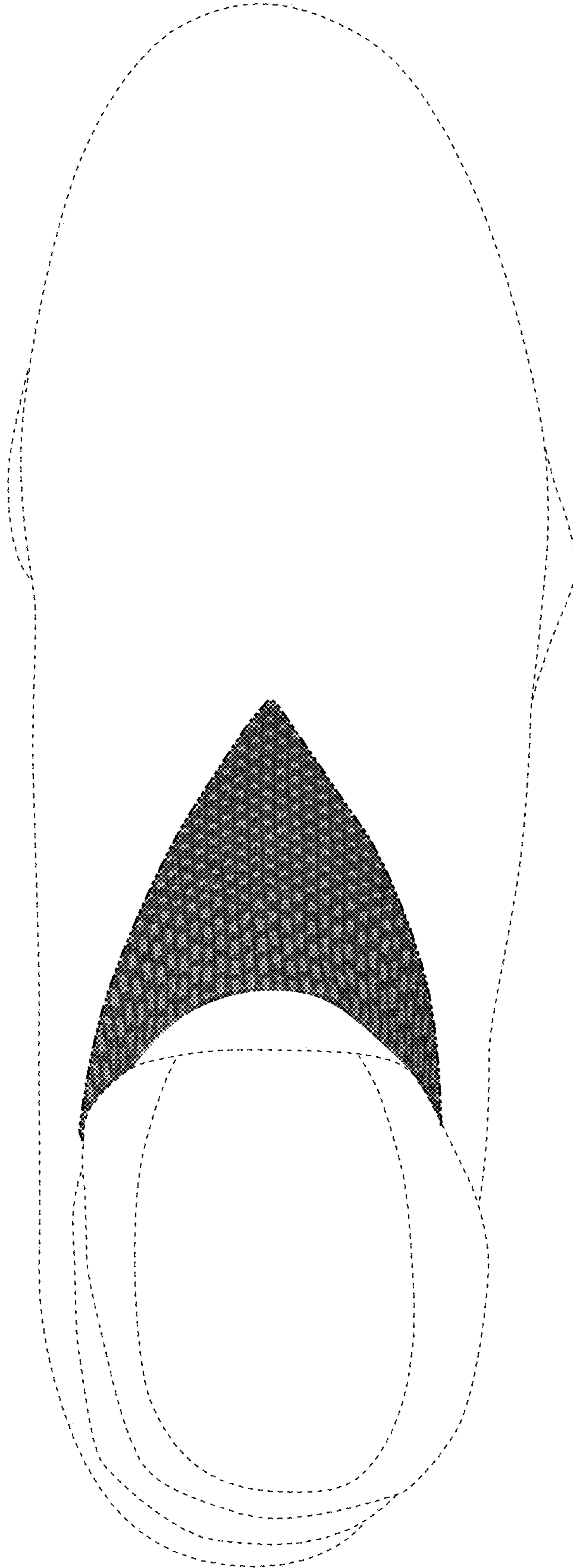


FIG. 5