



US00D961902S

(12) **United States Design Patent**
Qin et al.

(10) **Patent No.:** **US D961,902 S**

(45) **Date of Patent:** **** Aug. 30, 2022**

- (54) **INSOLE**
- (71) Applicants: **Zhuangli Qin**, Xiaogan (CN);
Zhengjun Lv, Yichang (CN)
- (72) Inventors: **Zhuangli Qin**, Xiaogan (CN);
Zhengjun Lv, Yichang (CN)
- (**) Term: **15 Years**
- (21) Appl. No.: **29/752,779**
- (22) Filed: **Sep. 29, 2020**
- (51) **LOC (13) Cl.** **02-04**
- (52) **U.S. Cl.**
USPC **D2/961**
- (58) **Field of Classification Search**
USPC D2/915, 946, 947, 949, 951, 954, 961,
D2/962, 968, 976; D24/124-126, 189
CPC A43B 17/00; A43B 17/003; A43B 17/006;
A43B 17/02; A43B 17/023; A43B 17/03;
A43B 17/08; A43B 17/14; A43B 13/00;
A43B 13/02; A43B 13/04; A43B 13/12;
A43B 13/14; A43B 13/16; A43B 13/20;
A43B 13/24; A43B 13/38; A43B 13/40;
A43B 13/41
See application file for complete search history.

D743,681 S *	11/2015	Wakeland	D2/961
D771,363 S *	11/2016	Vasyli	D2/961
D797,430 S *	9/2017	Granger	D2/961
D862,864 S *	10/2019	Mitchell	D2/961
2002/0056208 A1 *	5/2002	Brown	A43B 7/142 36/44
2006/0123663 A1 *	6/2006	Swensen	A43B 7/142 36/43

- (56) **References Cited**
U.S. PATENT DOCUMENTS
6,301,805 B1 * 10/2001 Howlett A43B 7/142
36/145
D591,494 S * 5/2009 Jolicoeur D2/961
D604,033 S * 11/2009 Feldman D2/961
D665,156 S * 8/2012 Smith D2/961
D722,754 S * 2/2015 Vasyli D2/961

OTHER PUBLICATIONS

Superfeet Hockey Comfort, announced Jun. 7, 2018 [online], [site visited Jan. 24, 2022]. Available from internet, URL: <https://www.amazon.com/Superfeet-Comfort-Insoles-Orthotic-Support/dp/B07DLL46QL/> (Year: 2018).*

* cited by examiner

Primary Examiner — Leanne Was-Englehart
Assistant Examiner — Yelizaveta Y Masalimova
(74) *Attorney, Agent, or Firm* — Rumit Ranjit Kanakia

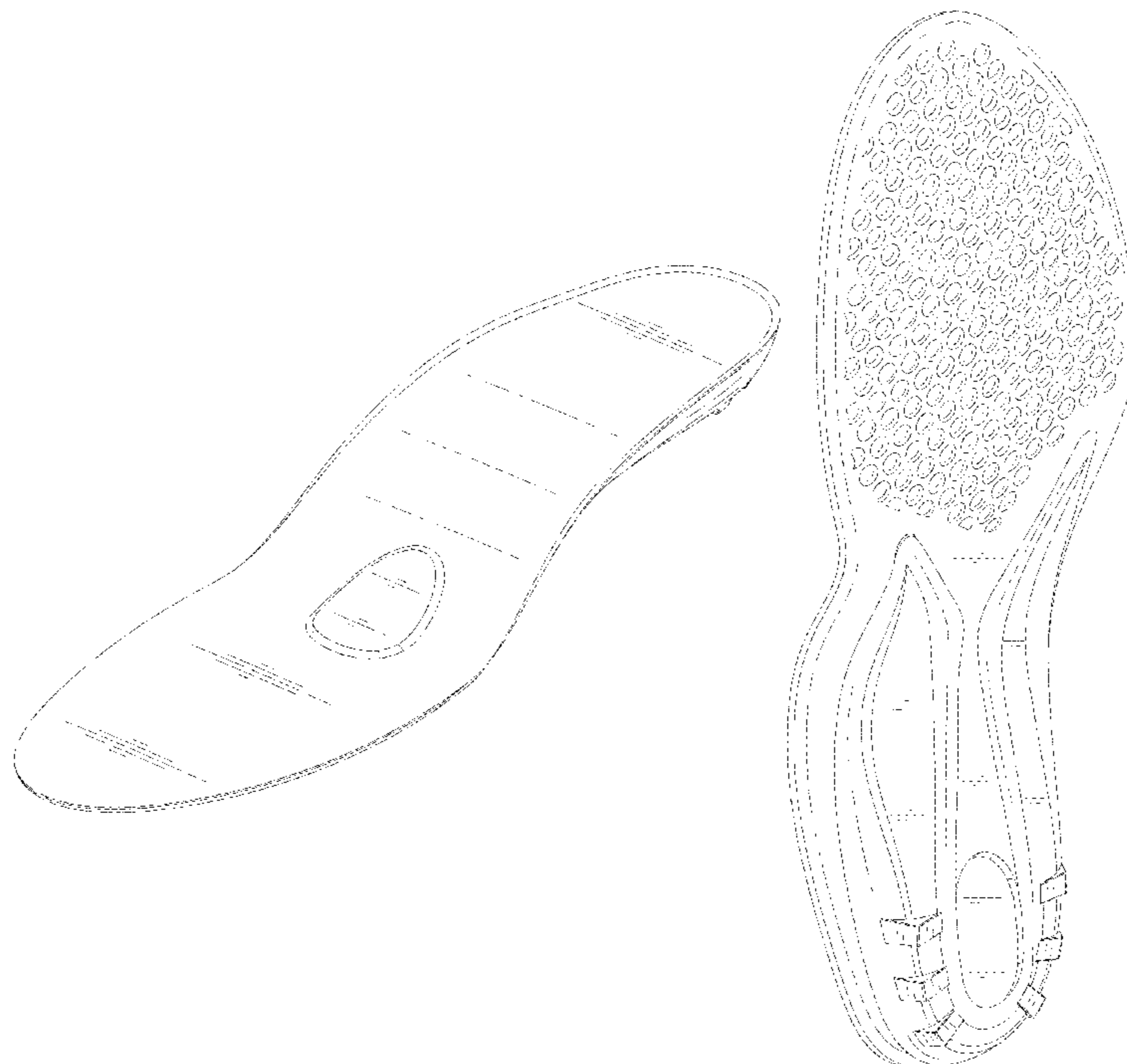
(57) **CLAIM**

The ornamental design for an insole, as shown and described.

DESCRIPTION

FIG. 1 is a Perspective view of an insole showing our new design;
FIG. 2 is a Front view thereof;
FIG. 3 is a Back view thereof;
FIG. 4 is a Right-side view thereof;
FIG. 5 is a Left-side view thereof;
FIG. 6 is a Top view thereof;
FIG. 7 is a Bottom view thereof; and,
FIG. 8 is a Bottom Perspective thereof.

1 Claim, 7 Drawing Sheets



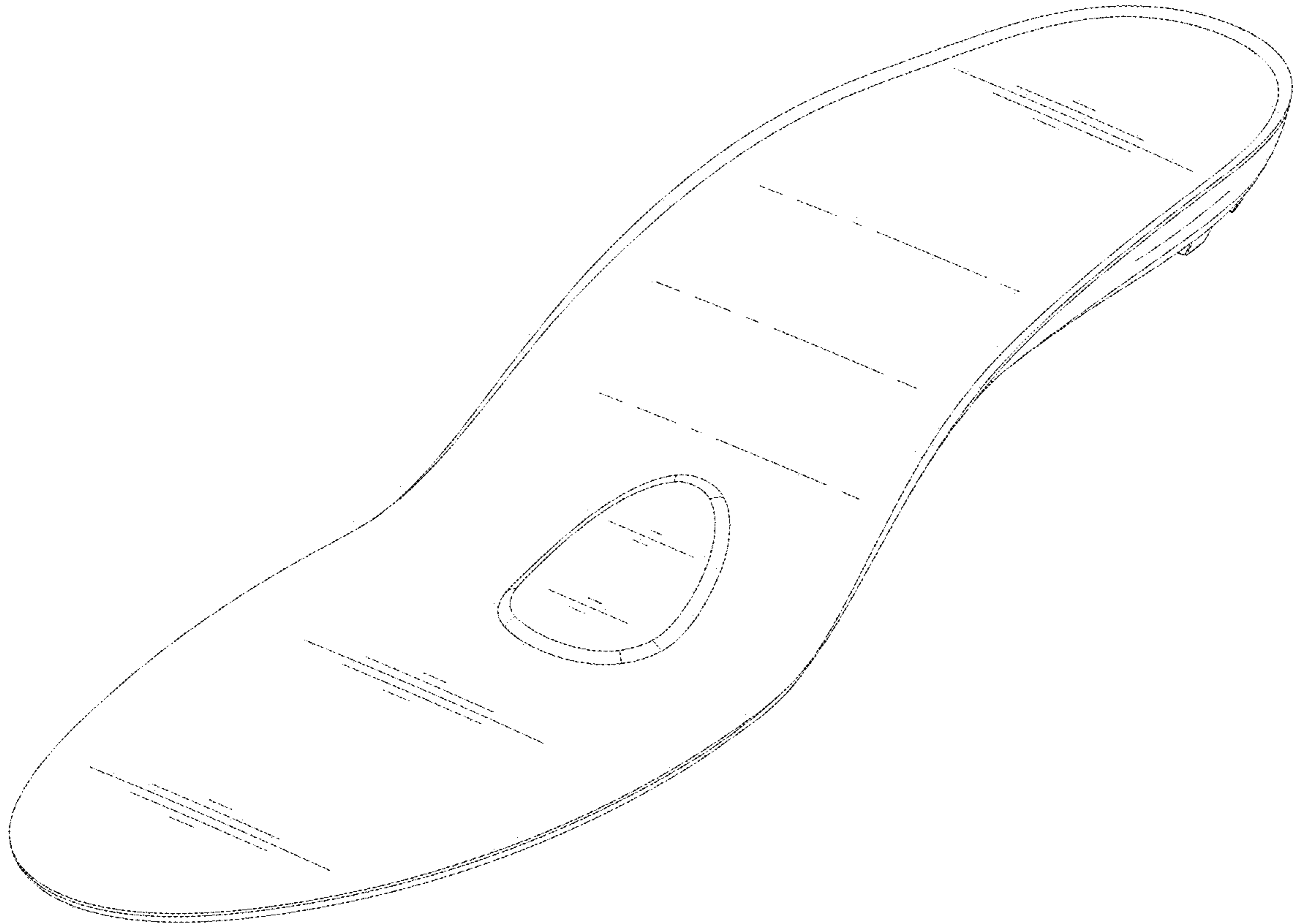


FIG. 1

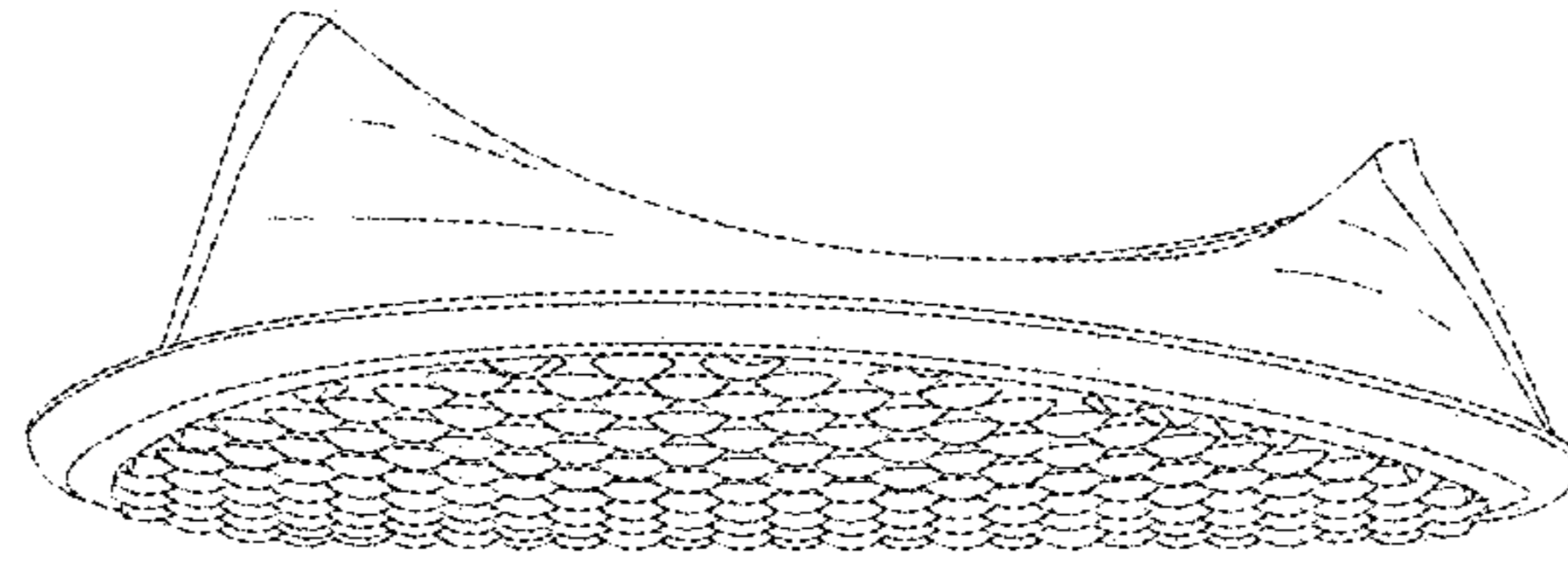


FIG. 2

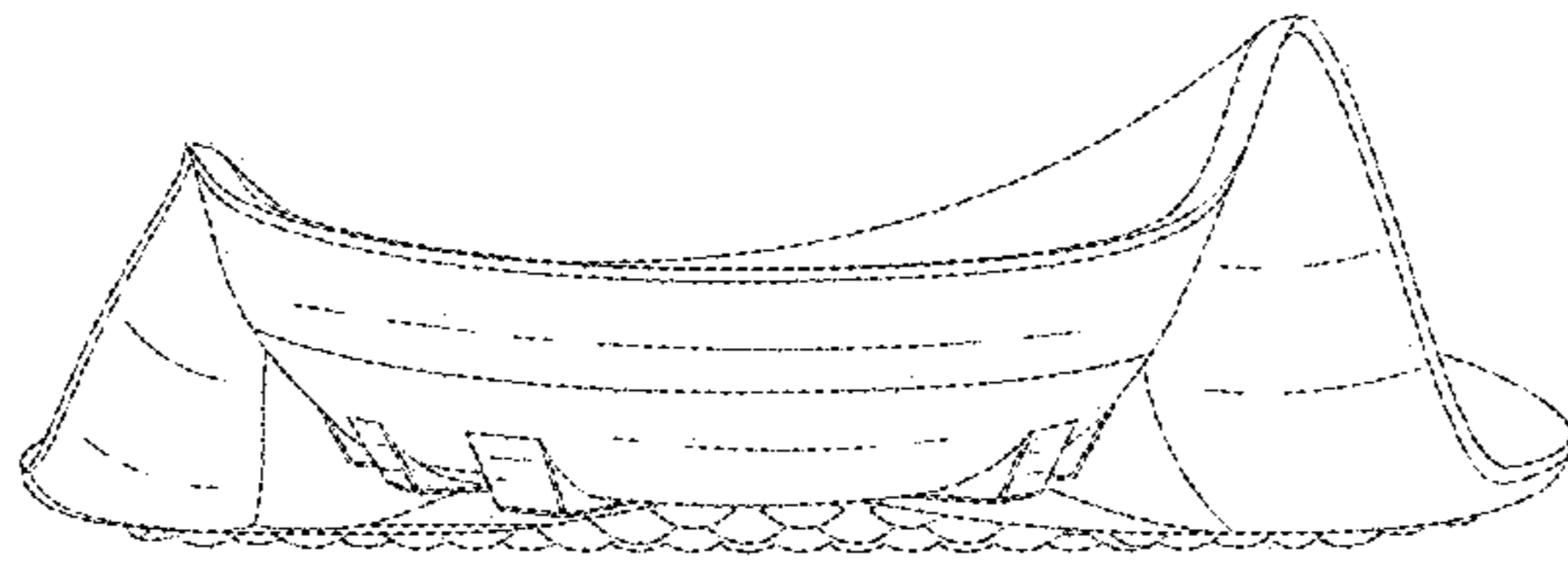


FIG. 3



FIG. 4




FIG. 5

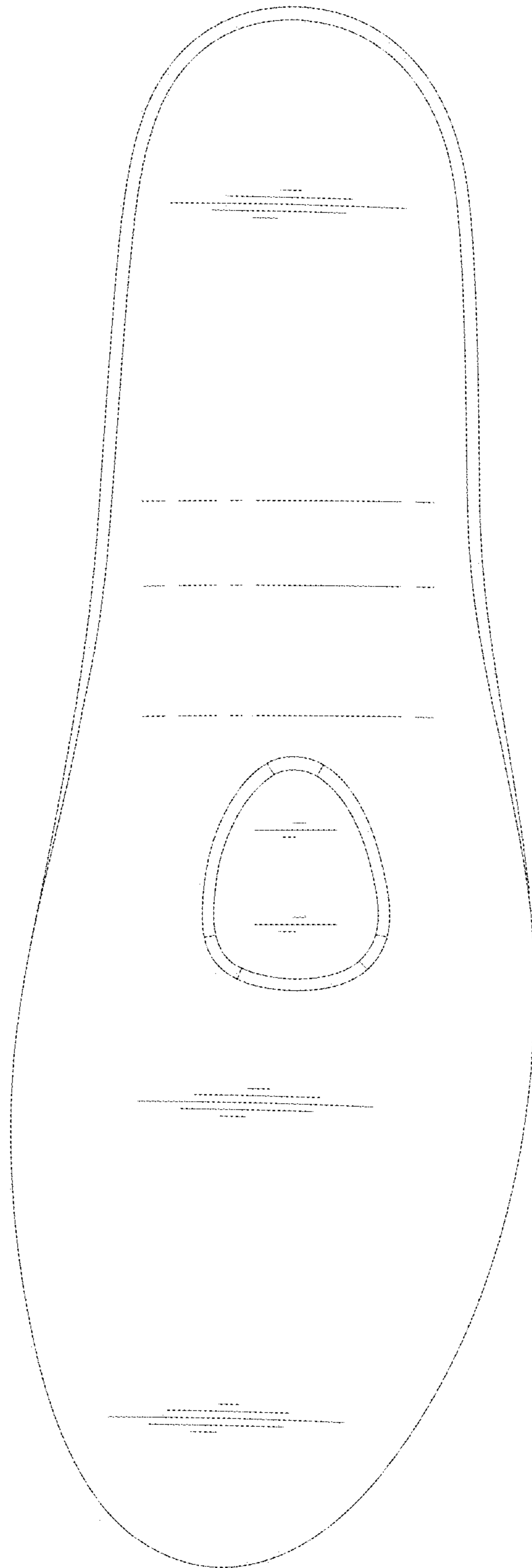


FIG. 6

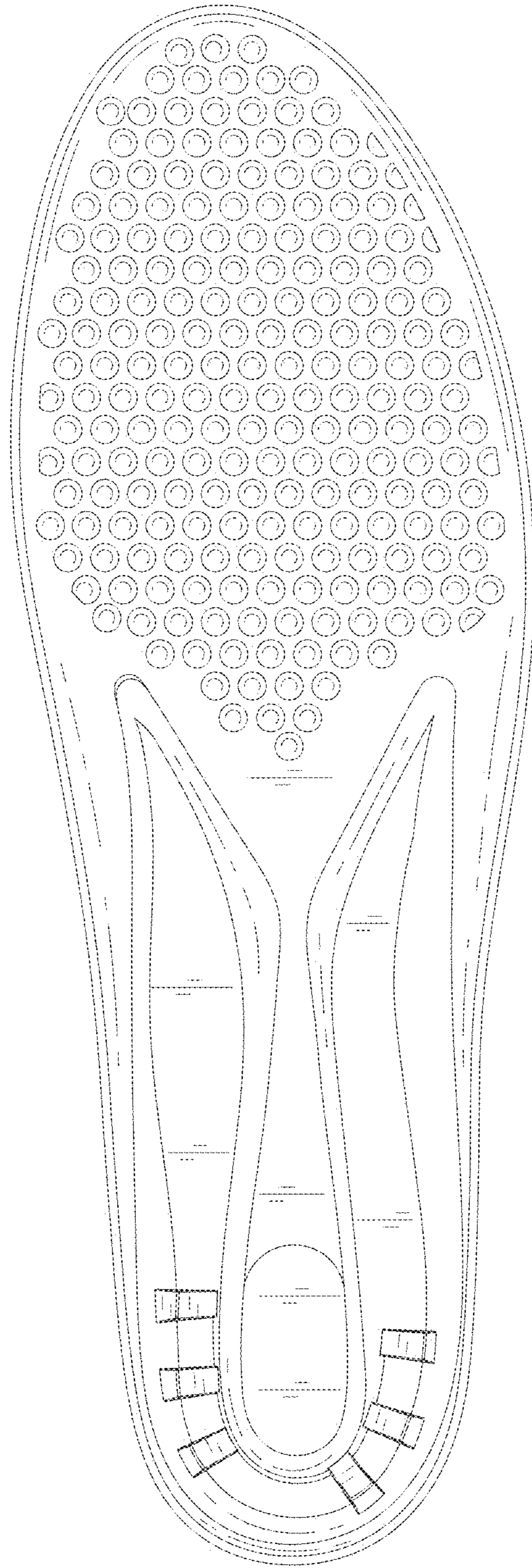


FIG. 7

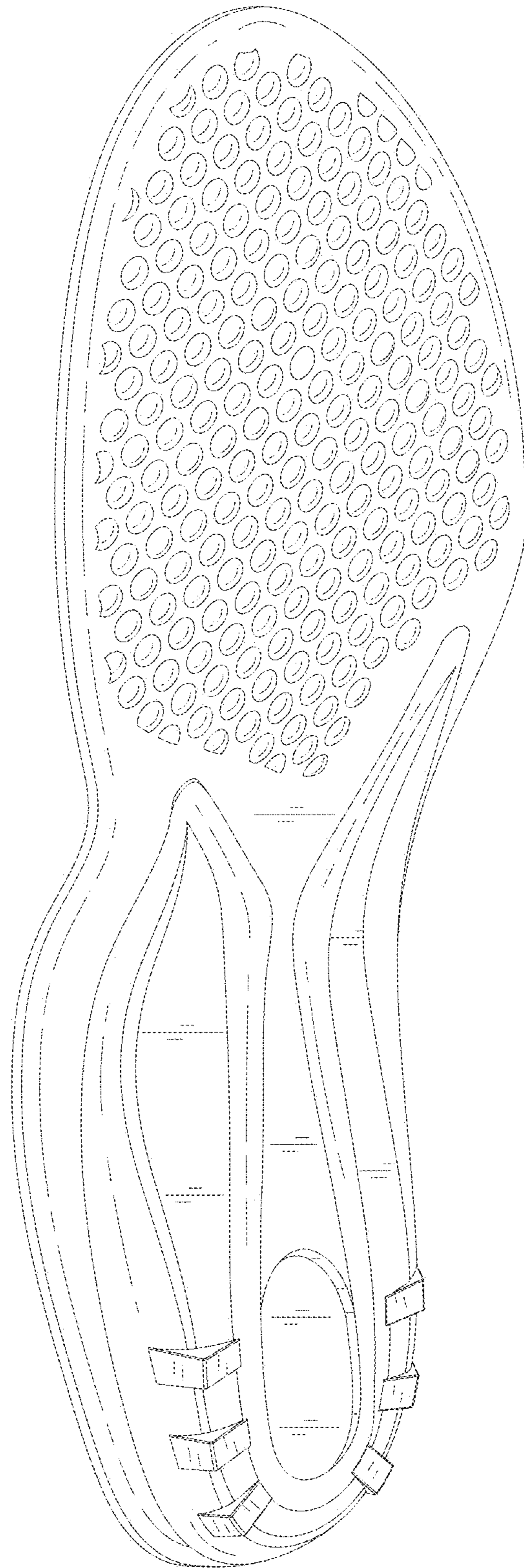


FIG. 8