



US00D961889S

(12) **United States Design Patent** (10) **Patent No.:** **US D961,889 S**  
**Chen** (45) **Date of Patent:** **\*\* Aug. 30, 2022**

(54) **HEADBAND WITH LED LIGHTS**

(71) Applicant: **Niraxx Light Therapeutics, Inc.**,  
Irvine, CA (US)

(72) Inventor: **Joshua Chen**, Newport Beach, CA  
(US)

(73) Assignee: **Niraxx Light Therapeutics, Inc.**,  
Irvine, CA (US)

(\*\*) Term: **15 Years**

(21) Appl. No.: **29/744,153**

(22) Filed: **Jul. 27, 2020**

(51) **LOC (13) Cl.** ..... **02-03**

(52) **U.S. Cl.**  
USPC ..... **D2/875**; D26/39; D24/191

(58) **Field of Classification Search**  
USPC ..... D2/865, 866, 869, 871, 874, 875, 877,  
D2/881, 883, 884, 891, 894, 999;  
(Continued)

(56) **References Cited**

**U.S. PATENT DOCUMENTS**

4,727,599 A \* 2/1988 Rappaport ..... A42B 1/245  
2/DIG. 11  
5,692,238 A \* 12/1997 Watson, Jr. .... A41D 20/005  
2/102

(Continued)

**OTHER PUBLICATIONS**

Our Team, [online]; [online landing page with an internet wayback  
machine crawl-back date of Aug. 11, 2020]; [retrieved from the  
internet on Dec. 17, 2021]; URL: <https://web.archive.org/web/20200811070213/https://niraxx.com/about/>. (1 page). (Year: 2020).\*

(Continued)

*Primary Examiner* — Jasmine Mlinarcik

(74) *Attorney, Agent, or Firm* — UltimatEdge IP Law  
Group, P.C.; Dean G. Stathakis

(57) **CLAIM**

The ornamental design for a headband with LED lights, as  
shown and described.

**DESCRIPTION**

FIG. 1 is a top front perspective view of an exemplary  
embodiment of my design for a headband with LED lights  
according to the present specification, in an open configura-  
tion;

FIG. 2 is a top rear perspective of the headband of FIG. 1;  
FIG. 3 is a front plan view of the headband of FIG. 1;  
FIG. 4 is a rear plan view of the headband of FIG. 1;  
FIG. 5 is a top plan view of the headband of FIG. 1;  
FIG. 6 is a bottom plan view of the headband of FIG. 1;  
FIG. 7 is a left end elevation view of the headband of FIG.  
1;  
FIG. 8 is a right end elevation view of the headband of FIG.  
1;

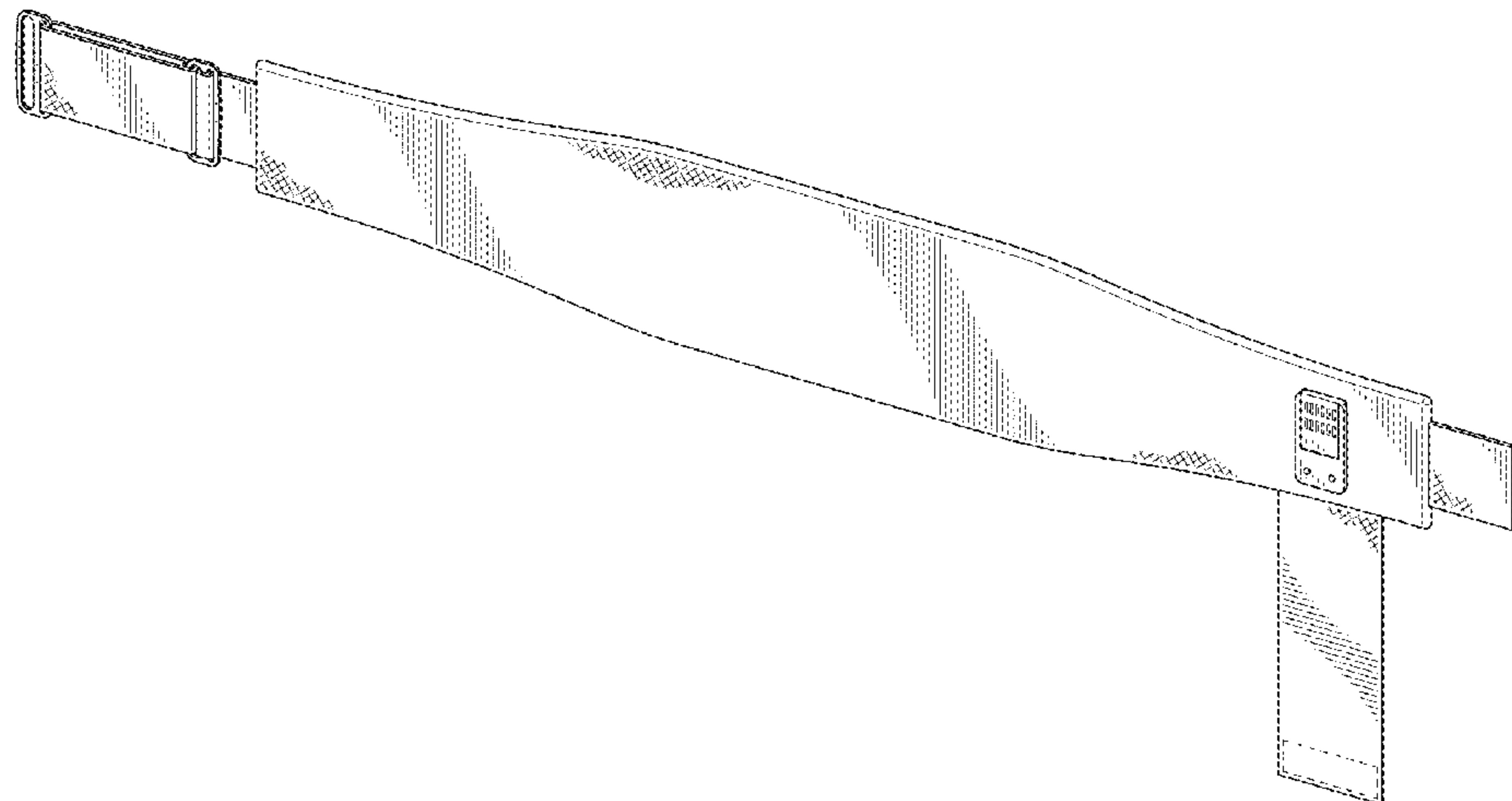
FIG. 9 is a top front perspective view of FIG. 1, in an open  
configuration with strap in closed configuration;  
FIG. 10 is a top front perspective view of the headband of  
FIG. 9 in a closed configuration; and,  
FIG. 11 is a top front perspective view of the headband of  
FIG. 9 in a closed position as worn by an individual.

The dash type broken lines depicting fastening components  
shown in the drawings of FIGS. 1-4 are included for the  
purpose of illustrating environmental structure and form no  
part of the claimed design.

The dash type broken lines depicting electrical components  
shown in the drawings of FIGS. 9-11 are included for the  
purpose of illustrating environmental structure and form no  
part of the claimed design.

The dash type broken lines depicting features of a human  
head and neck shown in the drawing of FIG. 11 is included  
for the purpose of illustrating environmental structure and  
form no part of the claimed design.

(Continued)



The cross-hatched lines shown in the drawings are depicting fabric material but no particular fabric material is part of the claimed design.

1 Claim, 7 Drawing Sheets

(58) Field of Classification Search

USPC ..... D3/201, 215, 218; D14/192, 344; D24/189, 190, 191; D26/39; D28/41, D28/93; D29/29
CPC ..... A41D 20/00; A41D 23/00; A42B 1/00; A42B 1/006; A42B 1/04; A42B 1/041; A42B 1/045; A42B 1/08; A42B 1/22; A42B 1/241; A42B 1/245; A42B 3/00; A42C 5/02

See application file for complete search history.

(56) References Cited

U.S. PATENT DOCUMENTS

5,946,734 A \* 9/1999 Vogan ..... A63B 71/081 2/412
6,438,761 B1 \* 8/2002 McGarrity ..... A42B 3/00 2/171
D468,013 S \* 12/2002 Mason ..... D24/128
D475,140 S \* 5/2003 Anderson ..... D24/191
D485,969 S \* 2/2004 Wade ..... D2/894
D523,213 S \* 6/2006 Strong ..... D2/894
D629,181 S \* 12/2010 Miranda ..... D2/881

D669,633 S \* 10/2012 Hedgren ..... D28/41
8,931,117 B2 \* 1/2015 Terrell ..... A41D 20/00 2/181
D824,059 S \* 7/2018 Inskeep ..... D26/39
D865,320 S \* 11/2019 Willows ..... D2/629
D870,062 S \* 12/2019 Peng ..... D14/192
10,631,793 B1 \* 4/2020 Luster ..... A61B 5/746
D884,199 S \* 5/2020 Mei ..... D24/190
D895,900 S \* 9/2020 Ning ..... D28/93
D913,984 S \* 3/2021 Li ..... D14/192
D929,598 S \* 8/2021 Zulkosky ..... D24/200
2010/0095976 A1 \* 4/2010 Recchion ..... A45D 8/36 132/273
2015/0181957 A1 \* 7/2015 Jackson ..... A41D 20/00 2/209.3
2016/0000169 A1 \* 1/2016 Bryski ..... A41D 20/00 2/423
2020/0268083 A1 \* 8/2020 Gibson ..... A41G 5/0026

OTHER PUBLICATIONS

Facebook Picture, [online]; [photo published to the internet on Nov. 30, 2018]; [retrieved from the internet on Dec. 17, 2021]; URL: https://www.facebook.com/niraxx.life/photos/a.715484938653336/924319041103257/?type=3&theater. (1 page). (Year: 2018).\*
Brain Hack: 60 days with the Niraxx Smart Headband Photobiomodulation in-depth review, [online]; [video published to the internet on Oct. 16, 2020]; [retrieved from the internet on Dec. 17, 2021]; URL: https://www.youtube.com/watch?v=l9UaiD3Z\_sE. (1 page). (Year: 2020).\*

\* cited by examiner

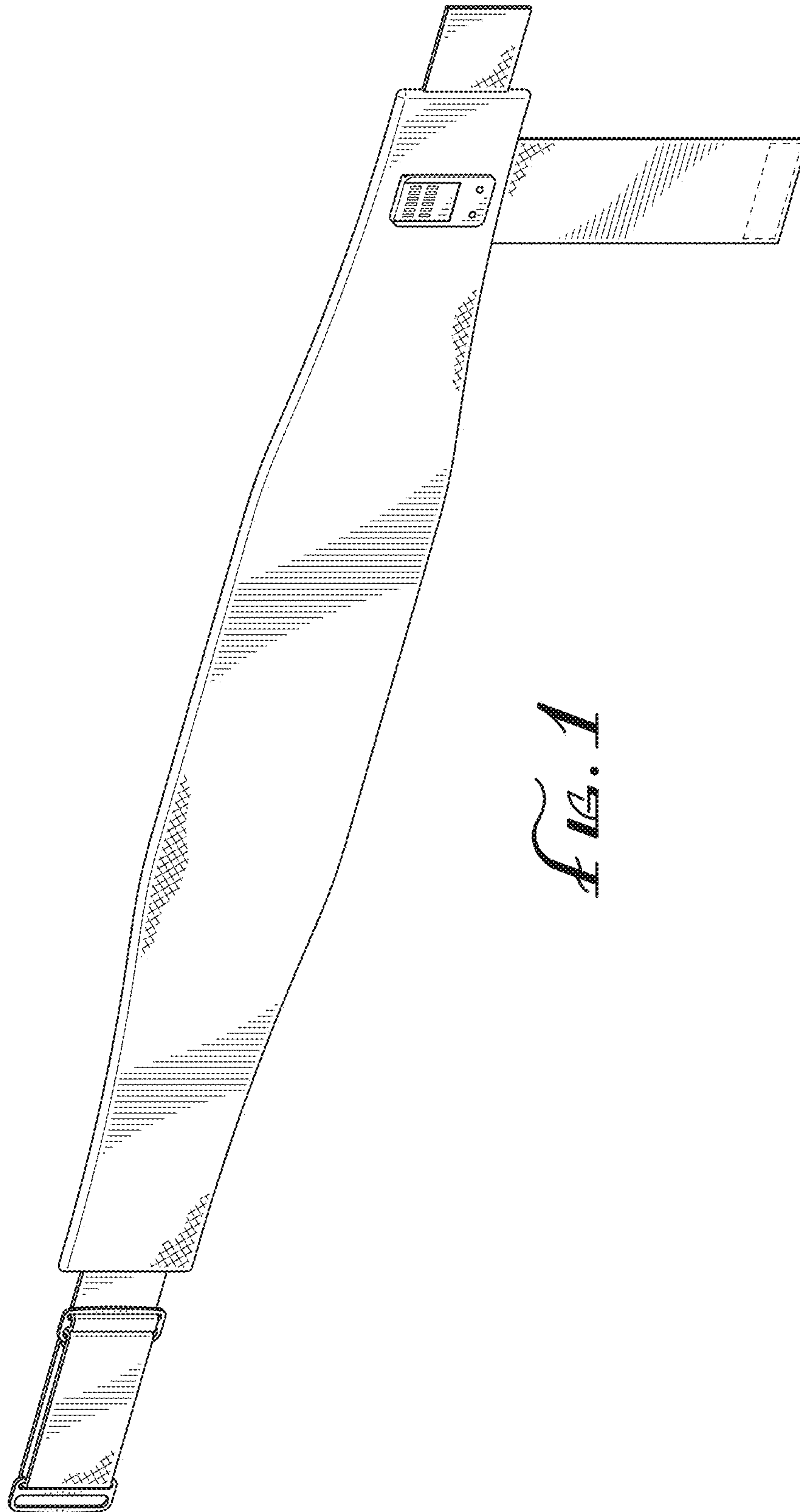


FIG. 1

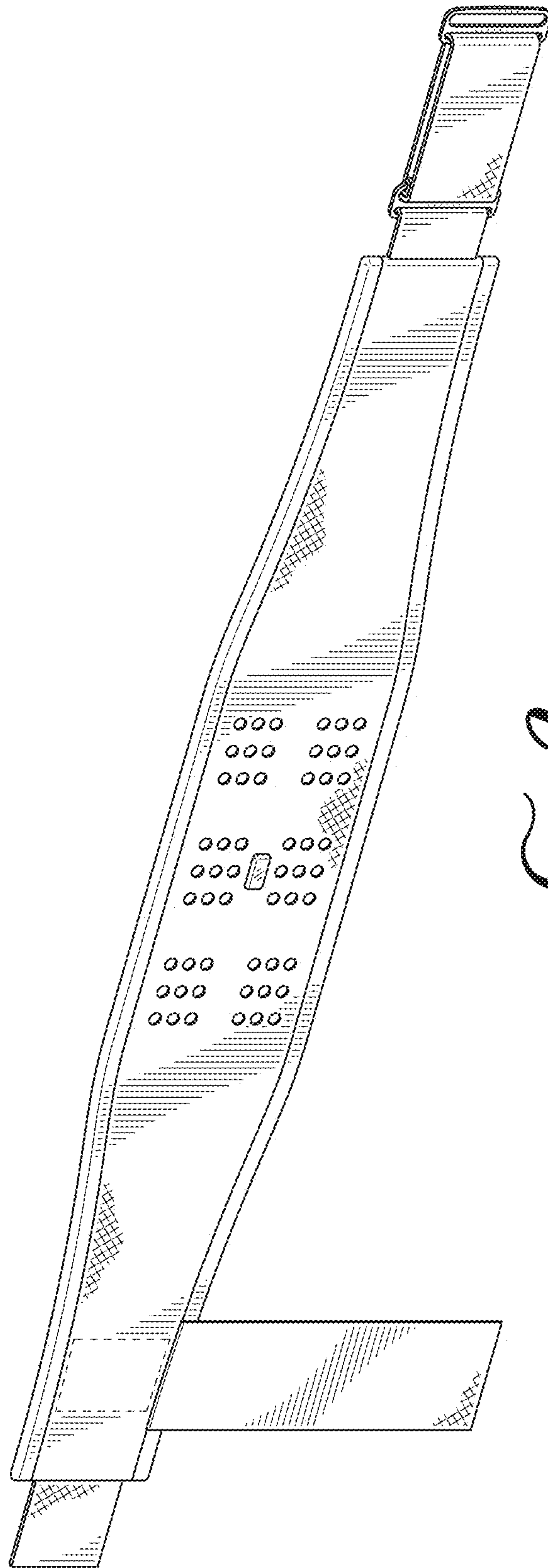


FIG. 2



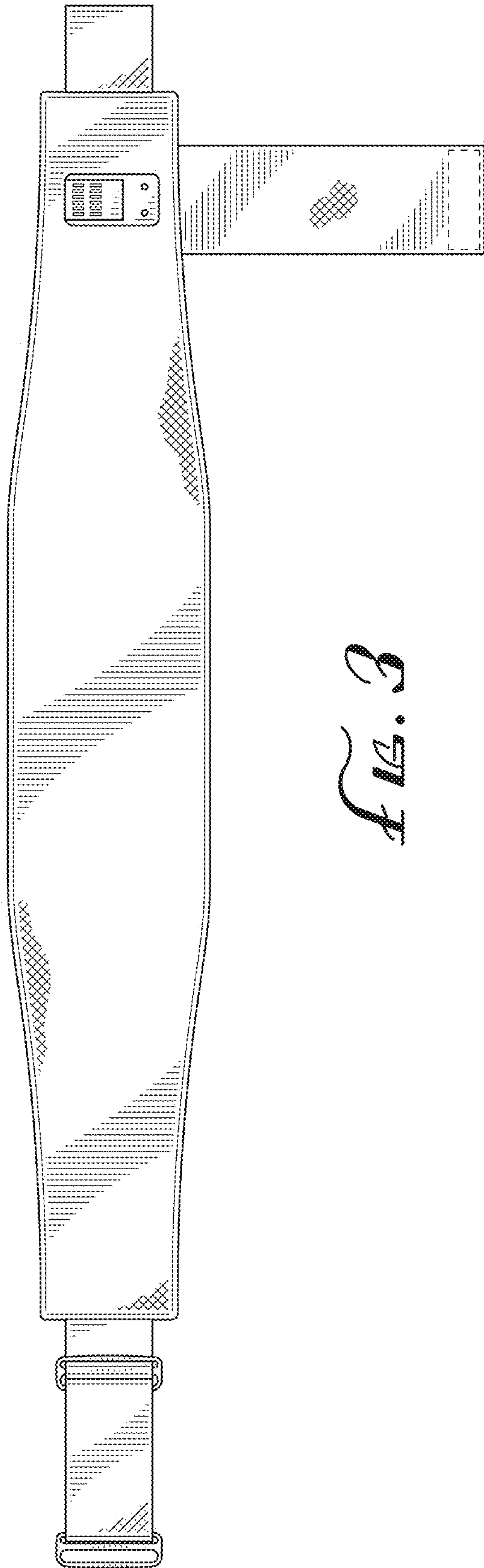


FIG. 3

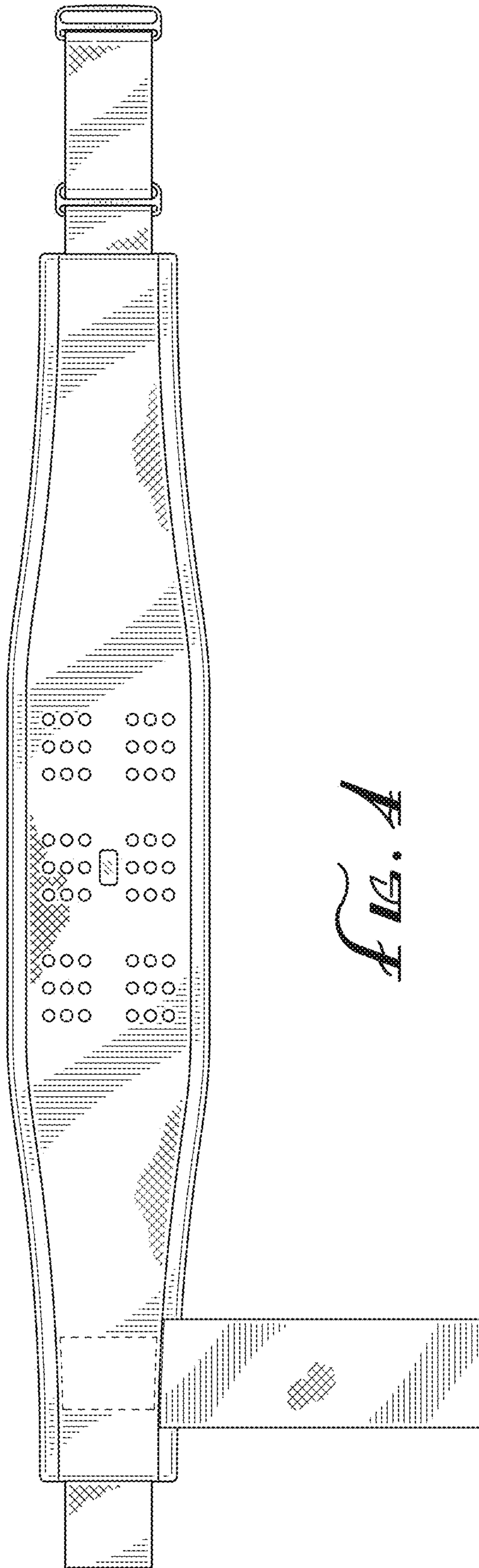


FIG. 1

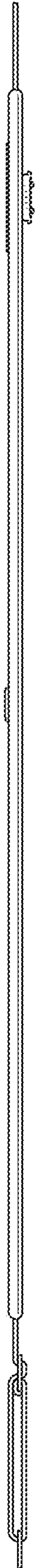


FIG. 5




FIG. 6



FIG. 7



FIG. 8

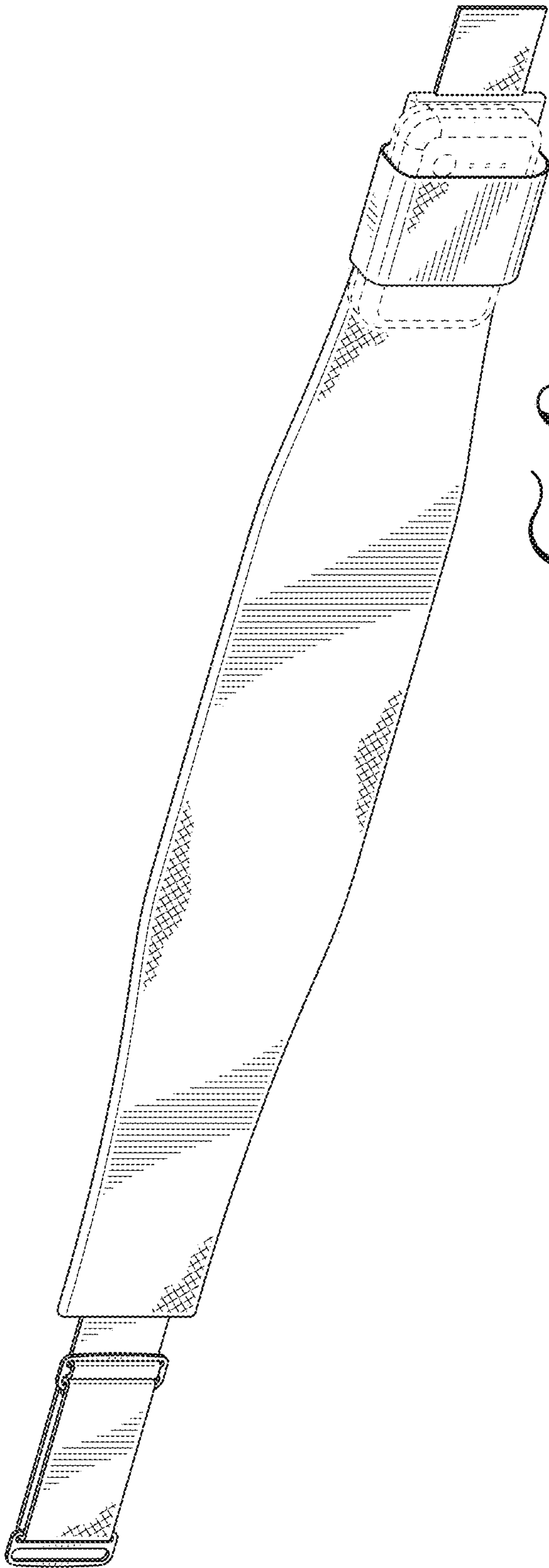


FIG. 9

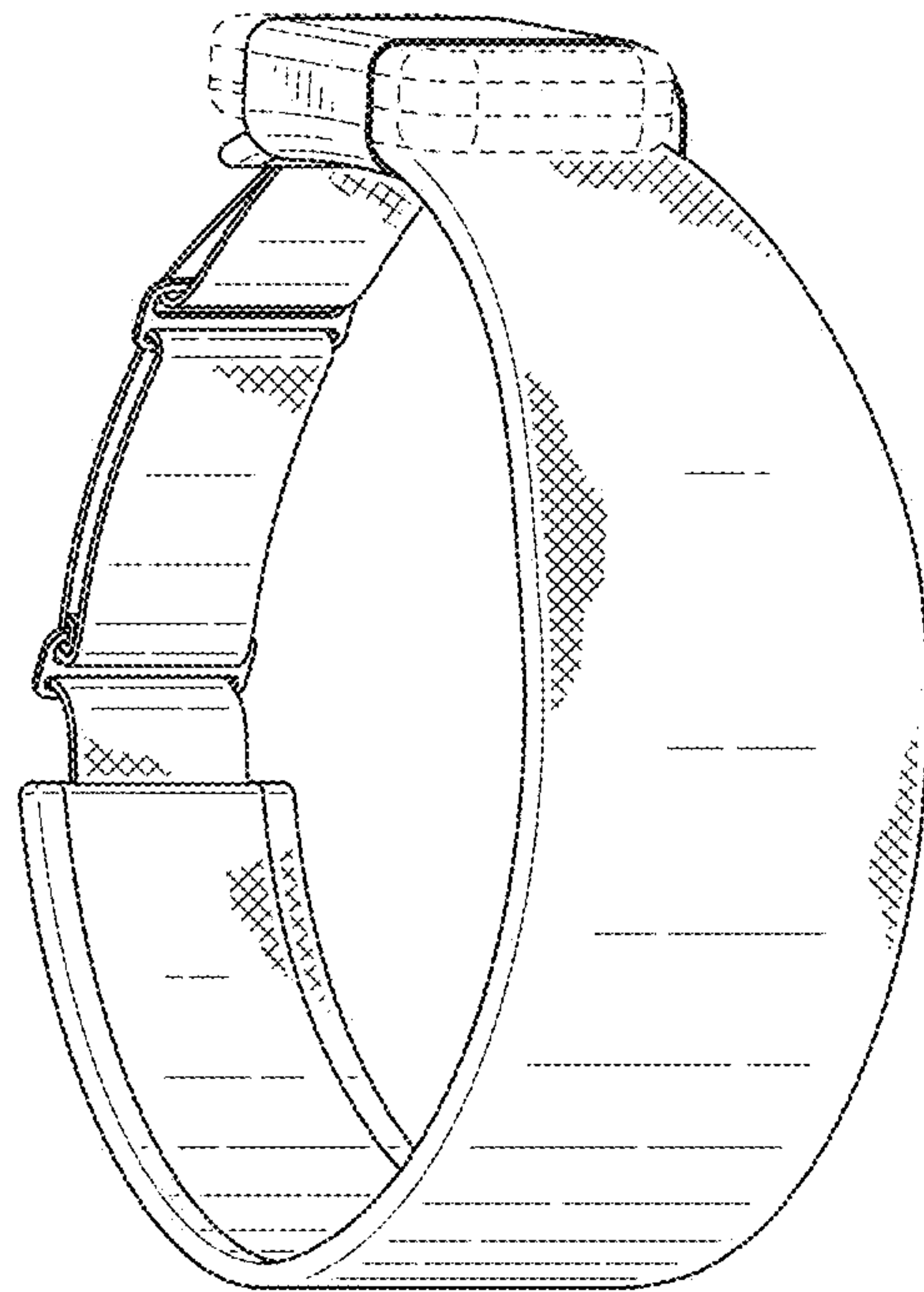
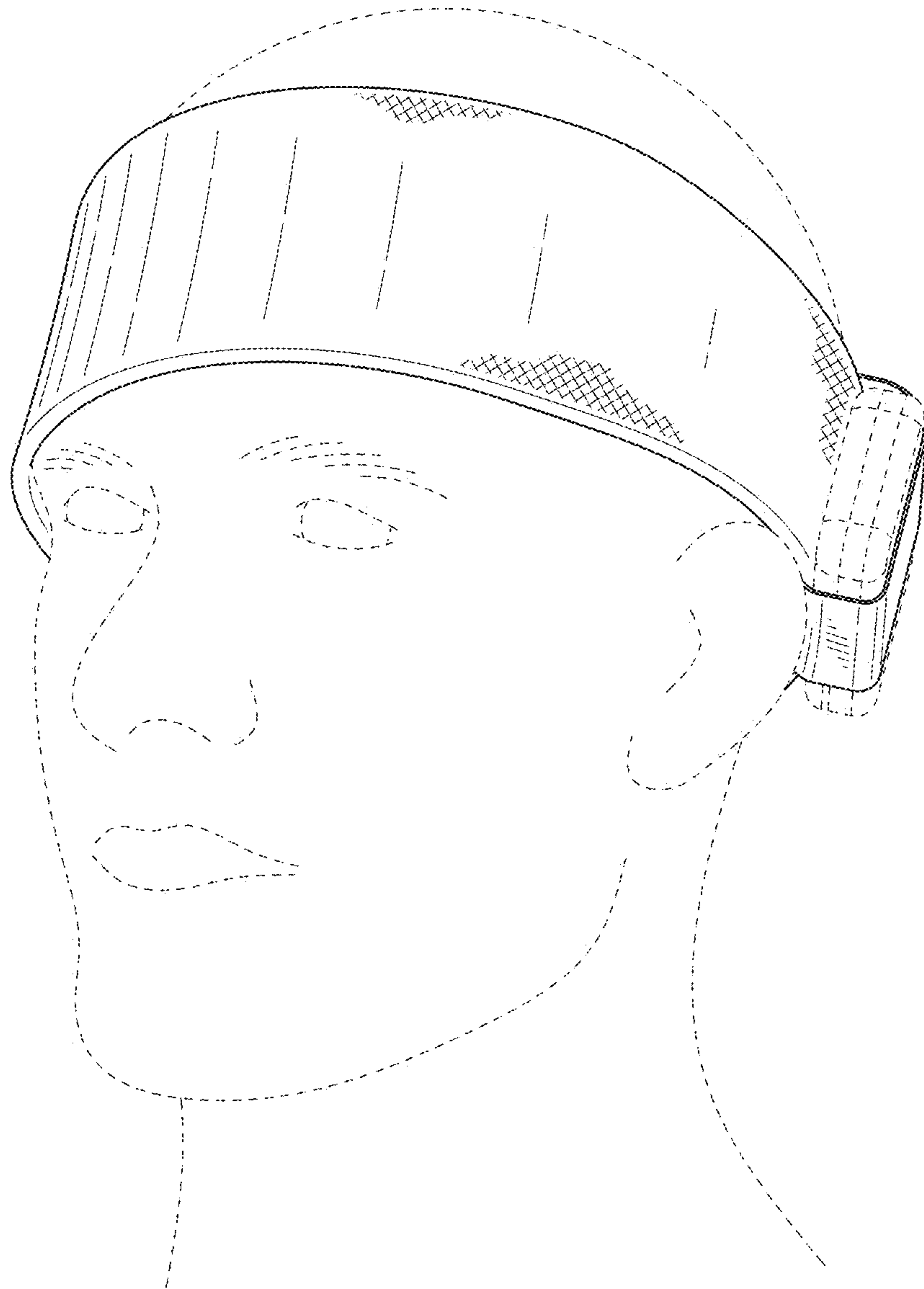


FIG. 10





*FIG. 11*