



US00D961885S

(12) **United States Design Patent** (10) **Patent No.:** **US D961,885 S**
Robins (45) **Date of Patent:** **** Aug. 23, 2022**

(54) **UTILITY CART**
(71) Applicant: **Bruce Robins**, Philadelphia, PA (US)
(72) Inventor: **Bruce Robins**, Philadelphia, PA (US)
(73) Assignee: **HASKELL OFFICE**, Bala Cynwyd, PA (US)
(**) Term: **15 Years**
(21) Appl. No.: **29/718,785**
(22) Filed: **Dec. 28, 2019**
(51) **LOC (13) Cl.** **12-02**
(52) **U.S. Cl.**
USPC **D34/21**
(58) **Field of Classification Search**
USPC ... D6/329, 672, 673, 675, 675.1–675.5, 678,
D6/678.1, 678.2; D34/12, 14, 17, 19, 21
CPC A47B 43/00; A47B 65/00; A47B 81/00;
A47F 5/00; A47F 5/0018; A47F 5/0043;
A47F 5/005; B62B 3/00; B62B 3/02;
B62B 3/002; B62B 3/005; B62B 3/16;
B62B 5/00
See application file for complete search history.

D500,575 S 1/2005 Lucas
D501,285 S 1/2005 Long, Jr.
D523,607 S 6/2006 Huguet
D538,061 S 3/2007 Daniel
D546,017 S 7/2007 Wise
D551,465 S 9/2007 Daniel
D557,870 S 12/2007 MacMillan
D585,621 S 1/2009 Taillon
D588,322 S 3/2009 Tilk et al.
D593,341 S 6/2009 Sackman
D618,418 S 6/2010 Catron et al.
D618,419 S 6/2010 Catron et al.
D636,962 S 4/2011 Freimuth
D665,597 S 8/2012 Dufoure et al.
D710,064 S 7/2014 Schumaker et al.
(Continued)

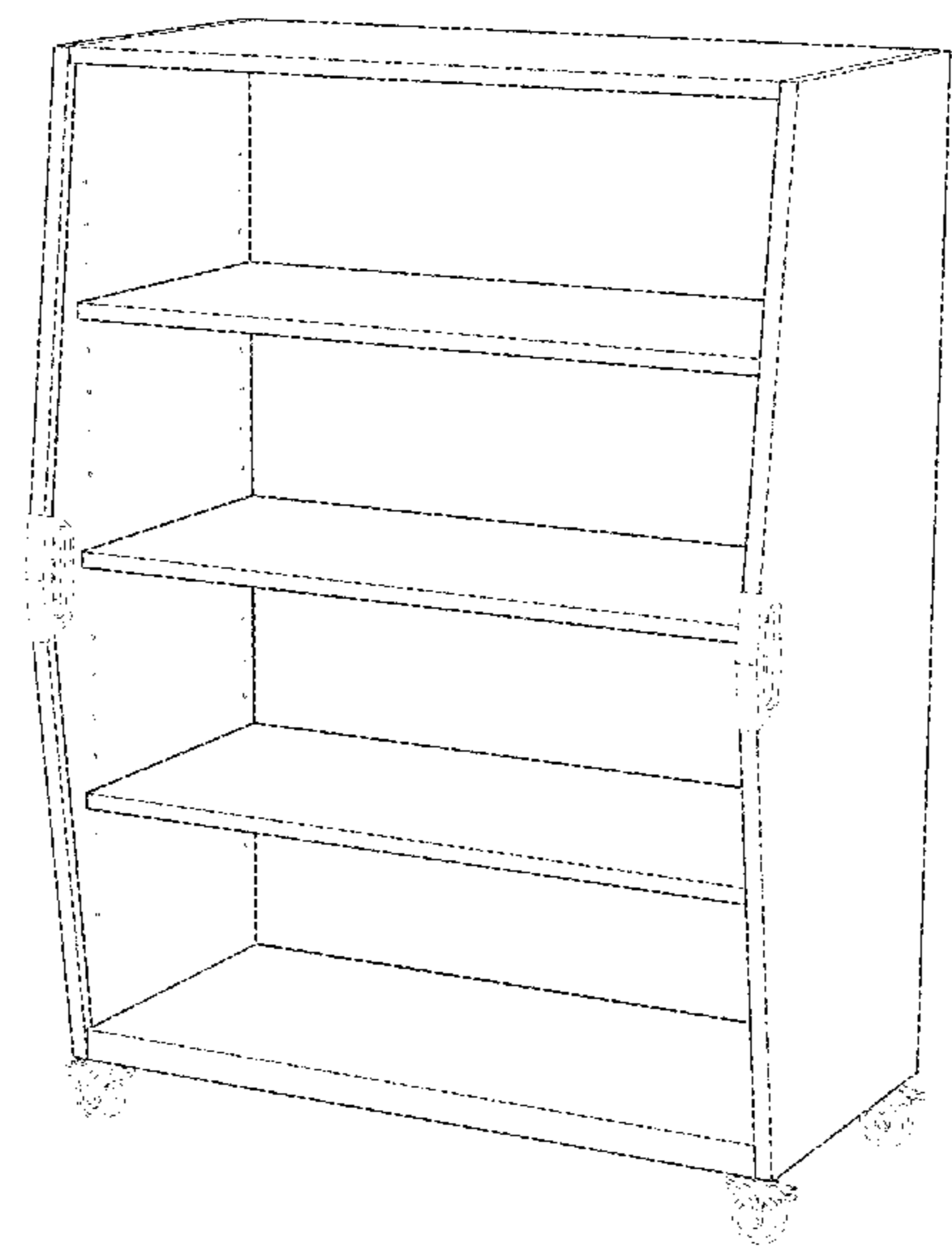
(56) **References Cited**
U.S. PATENT DOCUMENTS
D198,675 S * 7/1964 Benjamin D6/570
3,394,666 A 7/1968 Pearlman
D225,954 S * 1/1973 Schaechel B25H 3/028
D6/664
4,151,803 A * 5/1979 Ferrera A47F 5/116
108/179
D289,474 S * 4/1987 Underwood D6/642
D366,744 S 1/1996 Bailey
D390,381 S 2/1998 Dormon et al.
D423,254 S 4/2000 Alcalá et al.
D447,567 S 9/2001 Murphy et al.
D450,903 S 11/2001 Wacker et al.
D467,754 S 12/2002 Chen

OTHER PUBLICATIONS
Tall Storage Cart—Haskell Education <https://www.haskelleducation.com/product/tall-storage-cart/> retrieved from the internet on Dec. 6, 2021.*
Primary Examiner — Mary Ann Calabrese
(74) *Attorney, Agent, or Firm* — Robert F. Zielinski

(57) **CLAIM**
I claim the ornamental design for a utility cart, as shown and described.

DESCRIPTION
FIG. 1 is a side, top perspective view of the utility cart of the present invention.
FIG. 2 is a front view thereof;
FIG. 3 is a rear view thereof;
FIG. 4 is a right-side view thereof;
FIG. 5 is a left-side view thereof;
FIG. 6 is a top view thereof; and,
FIG. 7 is a bottom view thereof.
In the drawings, the broken lines show portions of the utility cart that form no part of the claimed design.

1 Claim, 7 Drawing Sheets



(56)

References Cited

U.S. PATENT DOCUMENTS

D711,613 S * 8/2014 Brenner D34/21
D732,318 S 6/2015 Engebretson
D783,921 S 4/2017 Malengo
D801,735 S 11/2017 Ursell et al.
D817,584 S 5/2018 Phillips et al.
10,568,439 B2 * 2/2020 Bersamin A47F 3/004
D922,806 S * 6/2021 Robins D6/672
D923,980 S * 7/2021 Robins A47F 3/004
D6/678.1
D923,981 S * 7/2021 Robins D6/678.1
D924,608 S * 7/2021 Robins D6/678.1
D924,609 S * 7/2021 Robins A47F 5/116
D6/678.1
2021/0129313 A1 * 5/2021 Tvrdy Benes B25H 3/028

* cited by examiner



FIG. 1




FIG. 2




FIG. 3

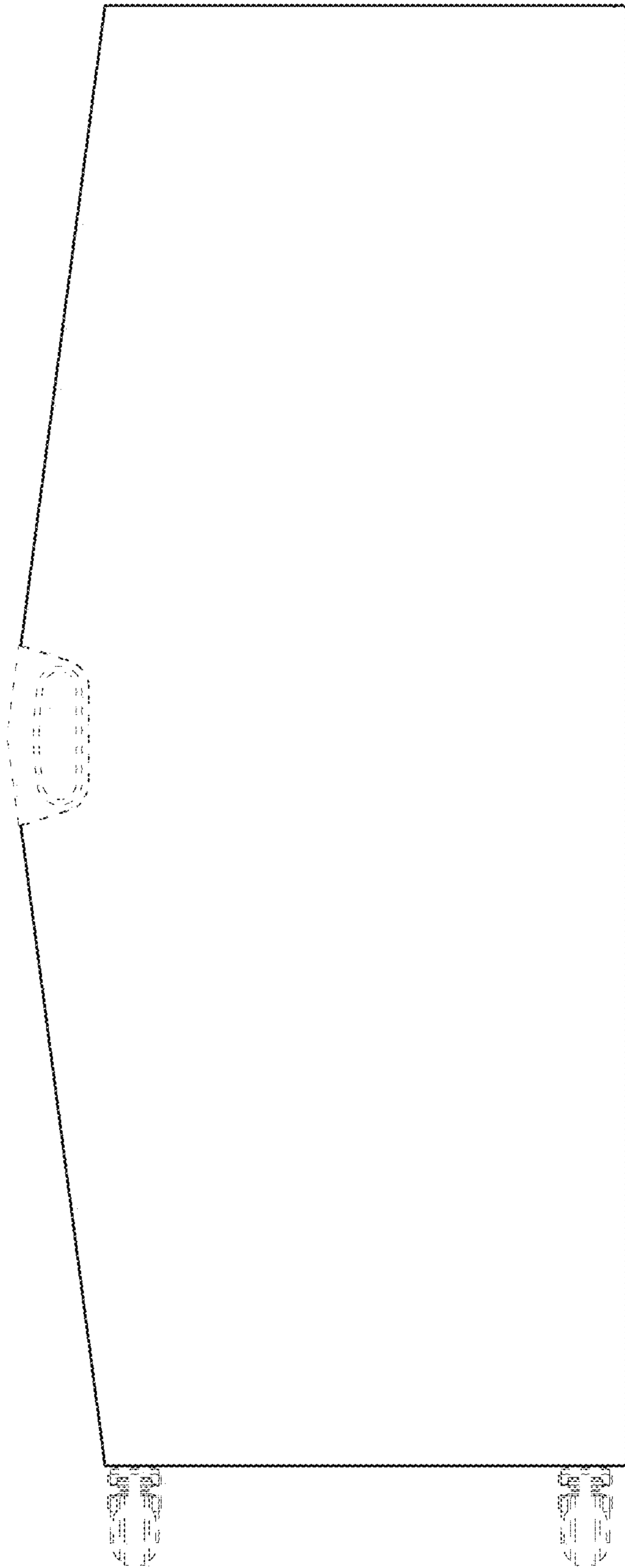


FIG. 4

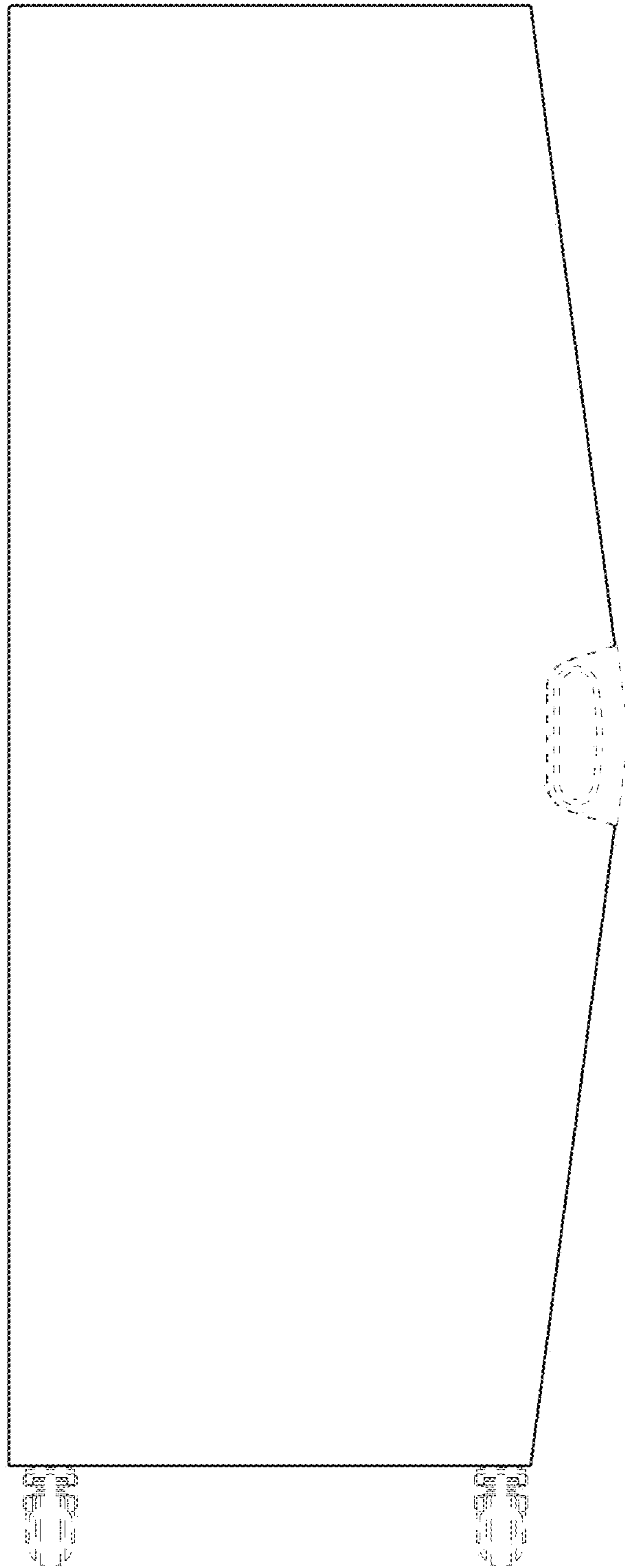


FIG. 5




FIG. 6




FIG. 7