

US00D961881S

(12) **United States Design Patent** (10) **Patent No.:** **US D961,881 S**  
**Bae et al.** (45) **Date of Patent:** **\*\* Aug. 23, 2022**

(54) **IRON**  
(71) Applicant: **LG ELECTRONICS INC.**, Seoul (KR)  
(72) Inventors: **Jaeil Bae**, Seoul (KR); **Hoil Jeon**, Seoul (KR); **Youngsoo Ha**, Seoul (KR); **Kyungah Lee**, Seoul (KR); **Kyutae Park**, Seoul (KR)

D465,626 S \* 11/2002 Edmonds ..... D32/70  
D466,260 S \* 11/2002 Wu ..... D32/69  
6,807,757 B2 \* 10/2004 Bontems ..... D06F 75/14  
38/88  
D663,088 S \* 7/2012 Choi ..... D32/70  
D676,209 S \* 2/2013 Sirard ..... D32/70  
D712,109 S \* 8/2014 Day ..... D32/70  
D739,108 S \* 9/2015 Orthey ..... D32/70  
D747,059 S \* 1/2016 Esteve ..... D32/70

(Continued)

(73) Assignee: **LG ELECTRONICS INC.**, Seoul (KR)

FOREIGN PATENT DOCUMENTS

(\*\*) Term: **15 Years**

RU 00124797 \* 4/2021

(21) Appl. No.: **29/752,915**

OTHER PUBLICATIONS

(22) Filed: **Sep. 29, 2020**

Amazon.co.uk Turbosteam Iron [https://www.amazon.co.uk/Morphy-Richards-303140-Turbosteam-Manual/dp/B092RDCGYC/ref=sr\\_1\\_8\\_sspa](https://www.amazon.co.uk/Morphy-Richards-303140-Turbosteam-Manual/dp/B092RDCGYC/ref=sr_1_8_sspa) (Year: 2021).\*

(30) **Foreign Application Priority Data**

Apr. 17, 2020 (KR) ..... 30-2020-0017176

(51) **LOC (13) Cl.** ..... **07-05**

(52) **U.S. Cl.**  
USPC ..... **D32/68**

(58) **Field of Classification Search**  
USPC ..... D32/68, 70, 35; D8/62  
CPC ..... D06F 75/08; D06F 75/10; D06F 75/12;  
D06F 75/24; D06F 75/18; D06F 75/20;  
D06F 75/14; D06F 75/16; D06F 75/34;  
D06F 75/36; D06F 75/38; B24B 45/006

See application file for complete search history.

*Primary Examiner* — Kevin K Rudzinski  
*Assistant Examiner* — Richard E Yenchesky  
(74) *Attorney, Agent, or Firm* — Birch, Stewart, Kolasch & Birch, LLP

(56) **References Cited**

U.S. PATENT DOCUMENTS

4,688,340 A \* 8/1987 Ostrelch ..... D06F 75/34  
74/553  
D308,269 S \* 5/1990 Petrie ..... D32/70  
5,414,945 A \* 5/1995 Freeman ..... D06F 79/02  
38/96  
D379,702 S \* 6/1997 Guddefin ..... D32/71  
D381,153 S \* 7/1997 Loomis ..... D32/71  
D431,339 S \* 9/2000 Stutzer ..... D32/70

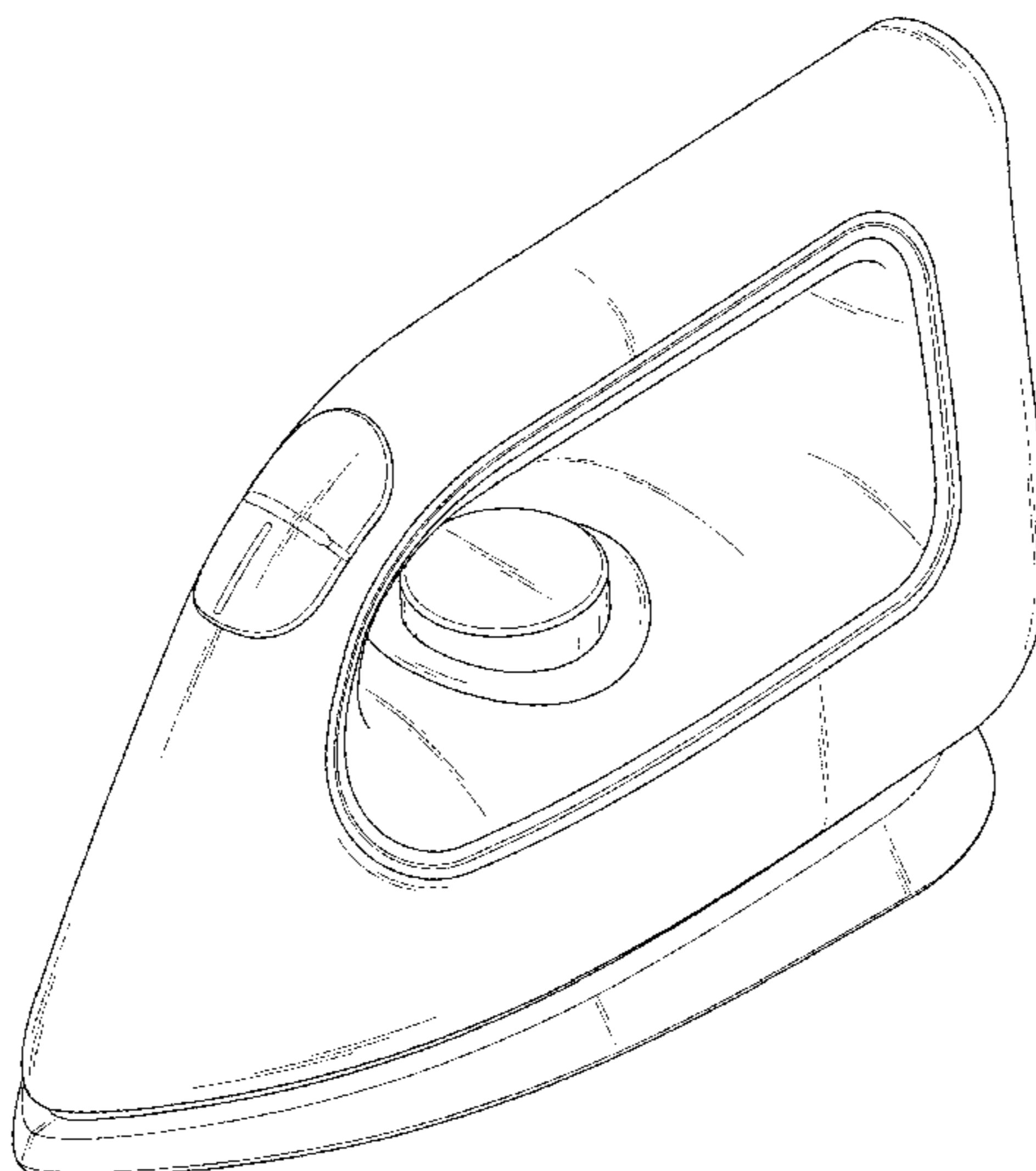
(57) **CLAIM**

We claim the ornamental design for an iron, as shown and described.

**DESCRIPTION**

FIG. 1 is a perspective view of an iron showing the new design;  
FIG. 2 is a front elevation view thereof;  
FIG. 3 is a rear elevation view thereof;  
FIG. 4 is a left-side elevation view thereof;  
FIG. 5 is a right-side elevation view thereof;  
FIG. 6 is a top plan view thereof; and,  
FIG. 7 is a bottom plan view thereof.  
The broken lines depict portions of the iron that form no part of the claimed design.

**1 Claim, 7 Drawing Sheets**



(56)

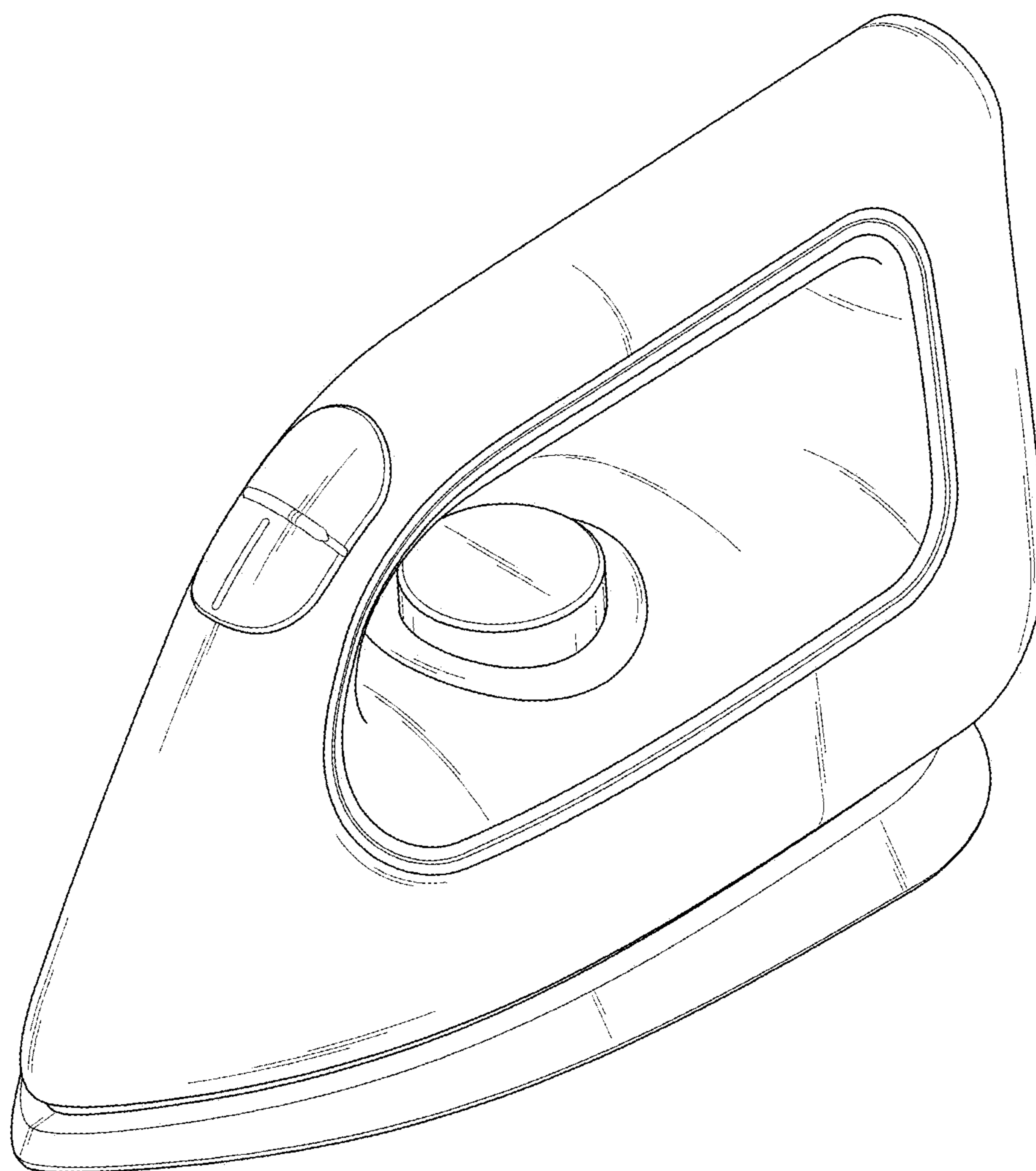
**References Cited**

U.S. PATENT DOCUMENTS

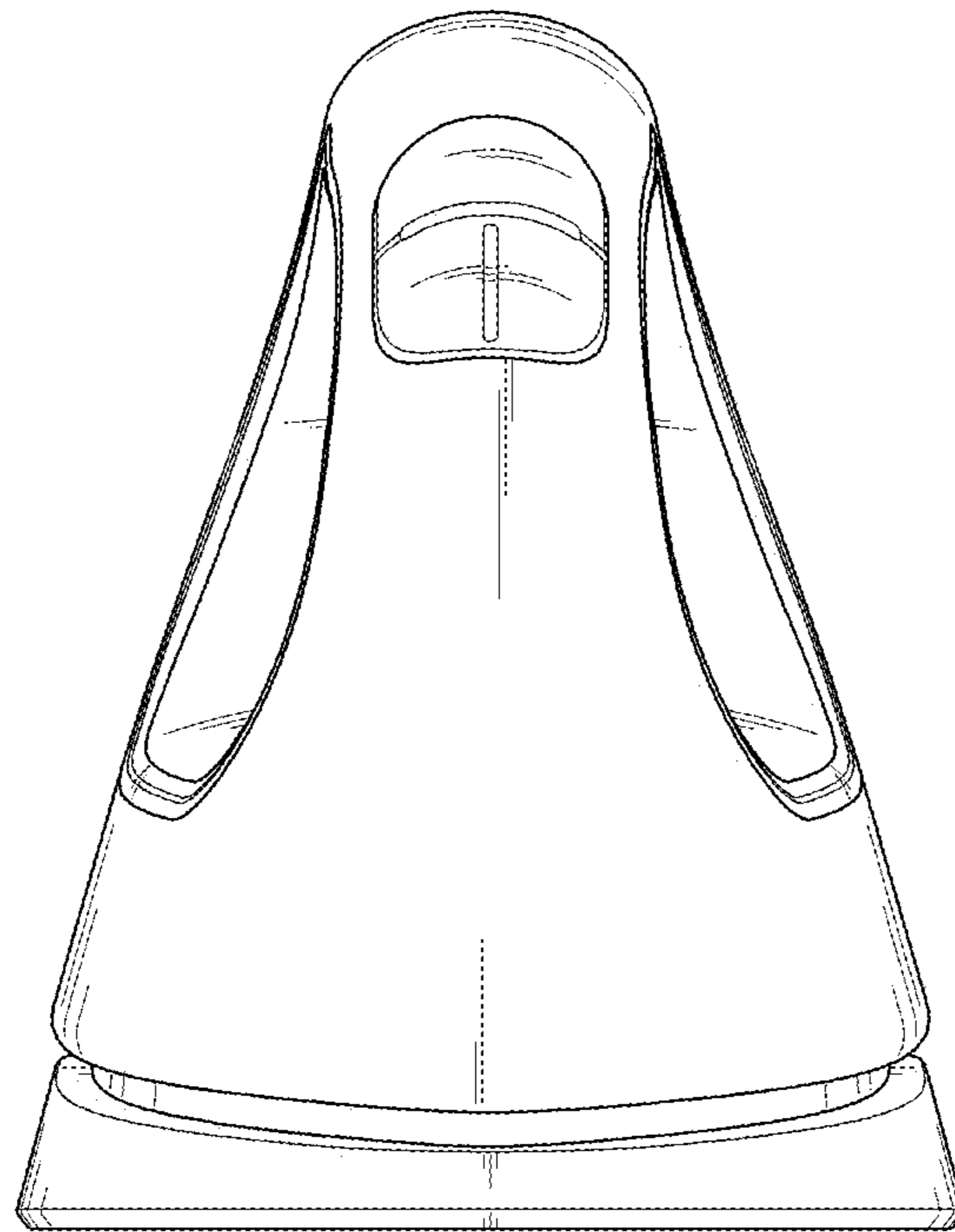
D747,584	S	*	1/2016	Orthey	.....	D32/70
D799,772	S	*	10/2017	Choi	.....	D32/70
D800,984	S	*	10/2017	Müller	.....	D32/70
D803,502	S	*	11/2017	Ho	.....	D32/70
D832,547	S	*	10/2018	Vu	.....	D32/70
D905,922	S	*	12/2020	Steiner	.....	D32/70
D905,923	S	*	12/2020	Ye	.....	D32/70
D924,518	S	*	7/2021	Bae	.....	D32/70
D939,171	S	*	12/2021	Zheng	.....	D32/70
2011/0146115	A1	*	6/2011	Ong	.....	D06F 75/10 38/77.8
2013/0255114	A1	*	10/2013	Ong	.....	D06F 75/26 38/77.6

\* cited by examiner

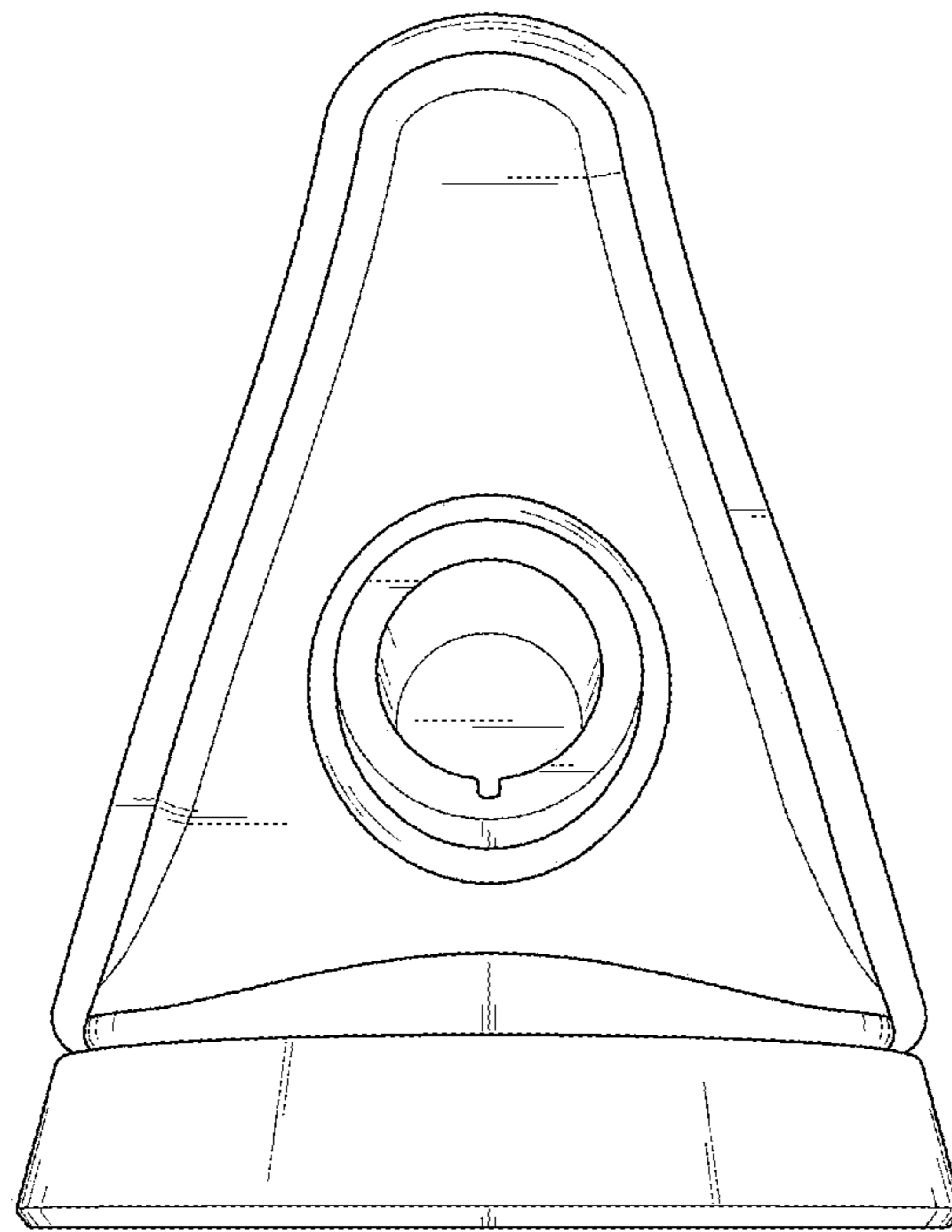
*FIG. 1*



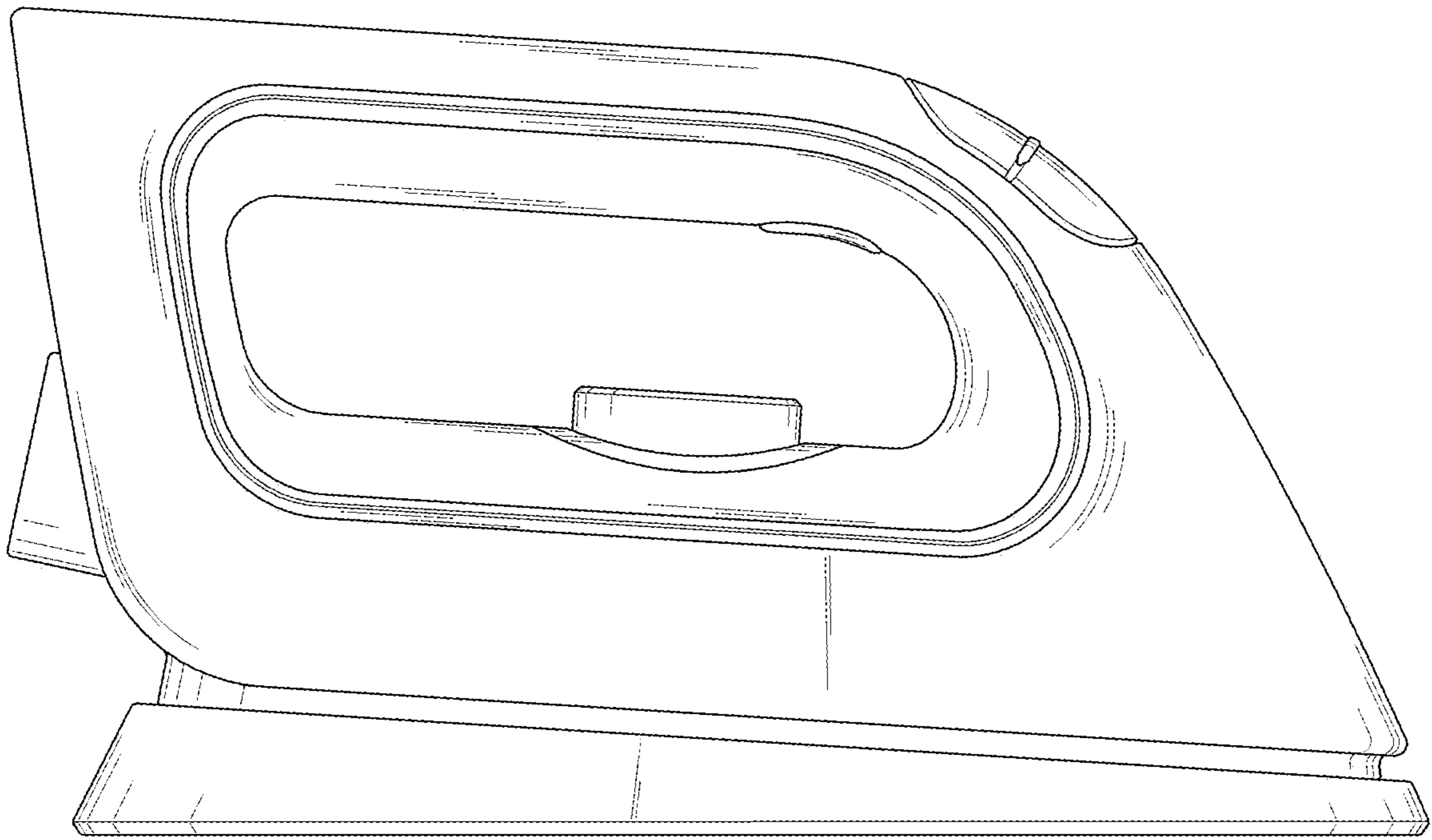
*FIG. 2*



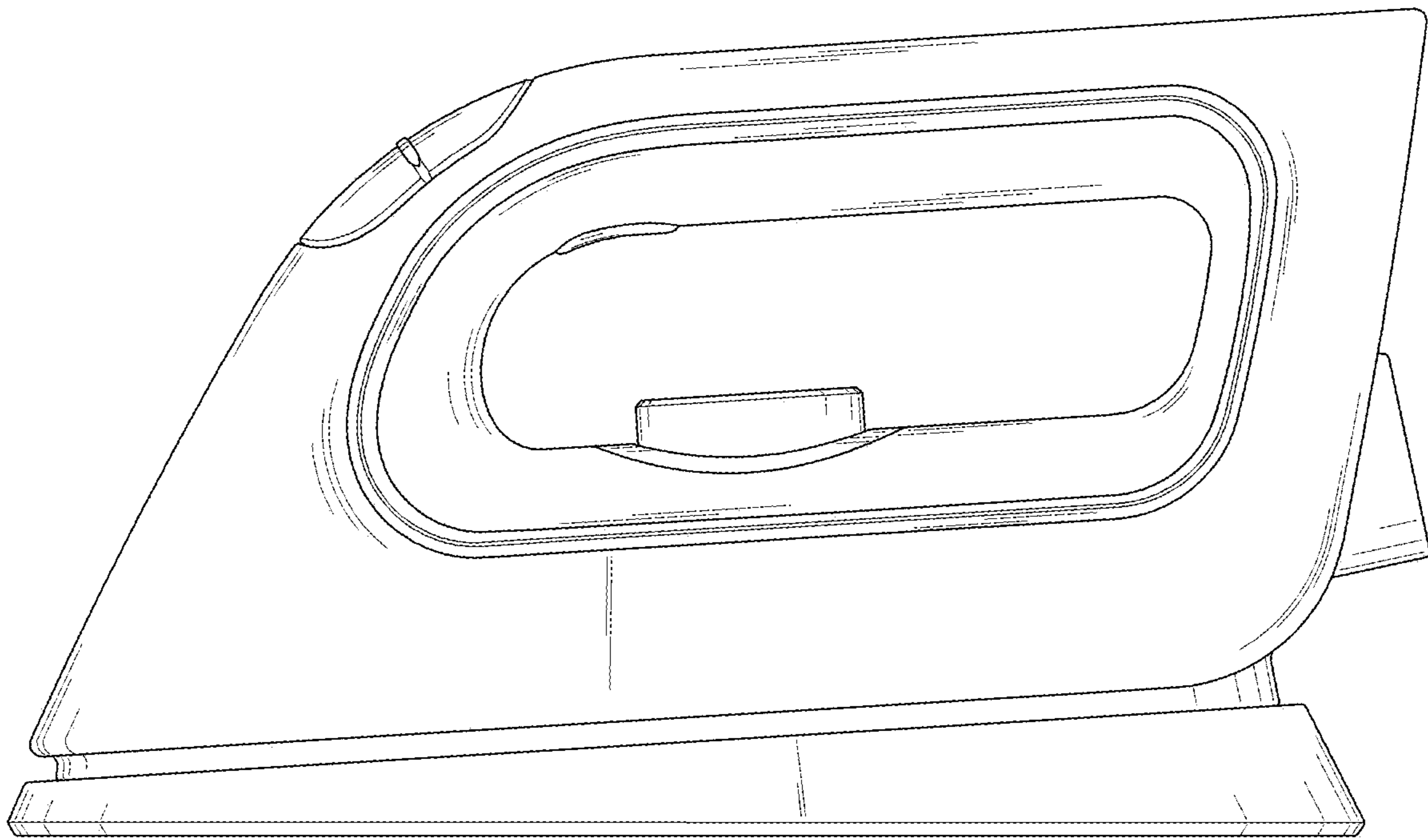
*FIG. 3*



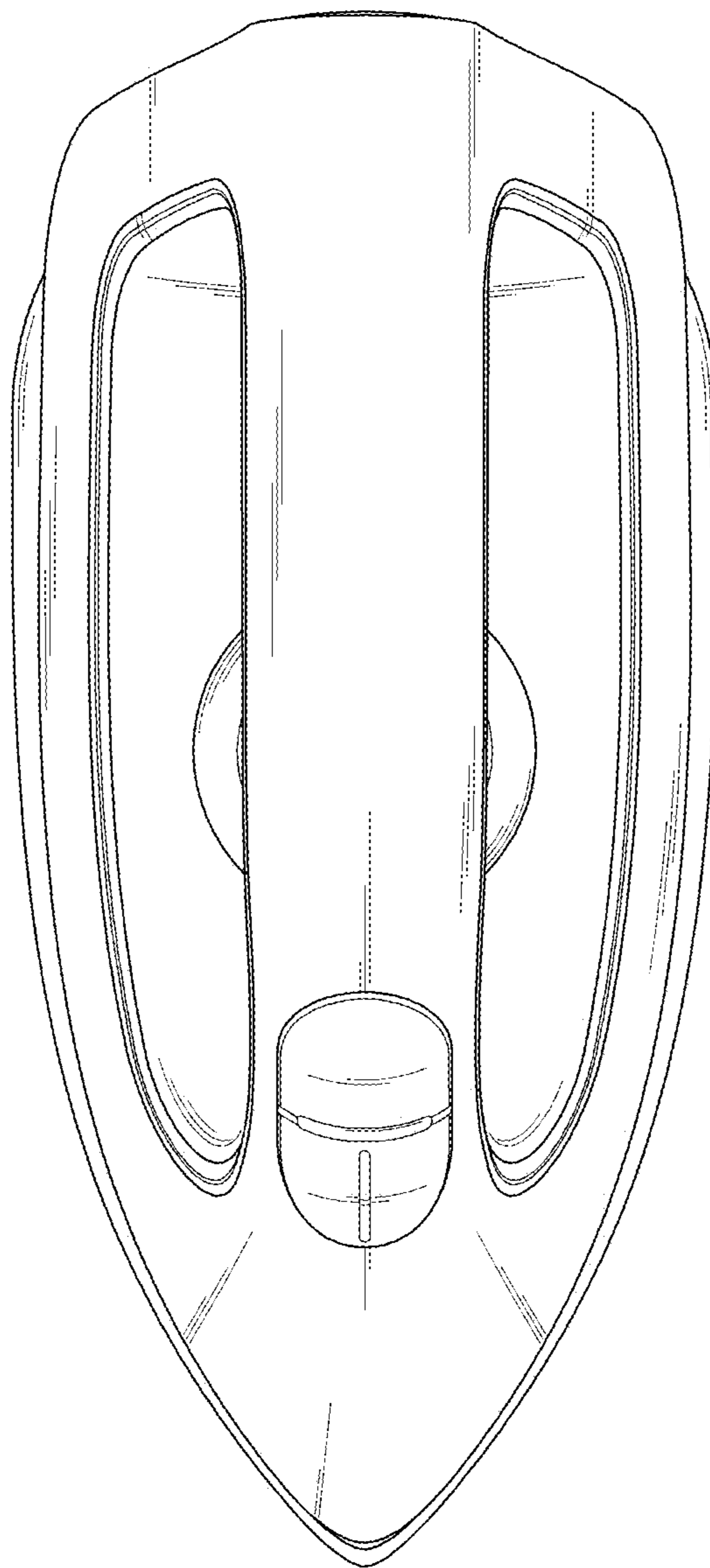
*FIG. 4*



*FIG. 5*



*FIG. 6*





*FIG. 7*

