



US00D961868S

(12) **United States Design Patent** (10) **Patent No.:** **US D961,868 S**  
**Lin** (45) **Date of Patent:** **\*\* Aug. 23, 2022**

(54) **VACUUM CLEANER**

(71) Applicant: **SHANTOU MANKOL TOYS INDUSTRIAL CO., LTD.**, Shantou (CN)

(72) Inventor: **Yubo Lin**, Jieyang (CN)

(73) Assignee: **SHANTOU MANKOL TOYS INDUSTRIAL CO., LTD.**, Shantou (CN)

(\*\*) Term: **15 Years**

(21) Appl. No.: **29/789,663**

(22) Filed: **Oct. 12, 2021**

(51) **LOC (13) Cl.** ..... **15-05**

(52) **U.S. Cl.**  
USPC ..... **D32/18**

(58) **Field of Classification Search**  
USPC ..... D32/17, 18, 21, 25, 31, 32, 33, 34, 23  
CPC ..... A47L 11/24; A47L 11/33; A47L 11/32;  
A47L 9/1666; A47L 9/1608; A47L 11/00;  
A47L 11/38; A47L 5/24; Y10S 55/03  
See application file for complete search history.

(56) **References Cited**

**U.S. PATENT DOCUMENTS**

D191,300 S *	9/1961	Anderson	.....	D32/22
D303,856 S *	10/1989	Yuen	.....	D32/18
D314,650 S *	2/1991	Pudwill	.....	D32/18
D318,152 S *	7/1991	Pudwill	.....	D32/18
D527,502 S *	8/2006	Yoshimoto	.....	D32/18
D550,410 S *	9/2007	Khalil	.....	D32/18
D733,686 S *	7/2015	Harris	.....	D32/15
D769,557 S	10/2016	Johnson		

D857,314 S	8/2019	Vanderstegen-Drake et al.	
D937,510 S *	11/2021	Xu	..... D32/18
D945,094 S *	3/2022	Jeon	..... D32/18
2019/0328188 A1 *	10/2019	Conrad	..... A47L 5/225

**OTHER PUBLICATIONS**

New.turbo-tube.com turbotube 2.0 <https://new.turbo-tube.com/products/turbotube-2> (Year: 2022).\*  
Amazon.com\_ Car Vacuum Cleaner [https://www.amazon.com/Handheld-Cordless-Rechargeable-Dustbuster-Adjustable/dp/B09W9K9PYZ/ref=asc\\_df\\_B09W9K9PYZ](https://www.amazon.com/Handheld-Cordless-Rechargeable-Dustbuster-Adjustable/dp/B09W9K9PYZ/ref=asc_df_B09W9K9PYZ) (Year: 2022).\*

\* cited by examiner

*Primary Examiner* — Kevin K Rudzinski  
*Assistant Examiner* — Richard E Yenchesky

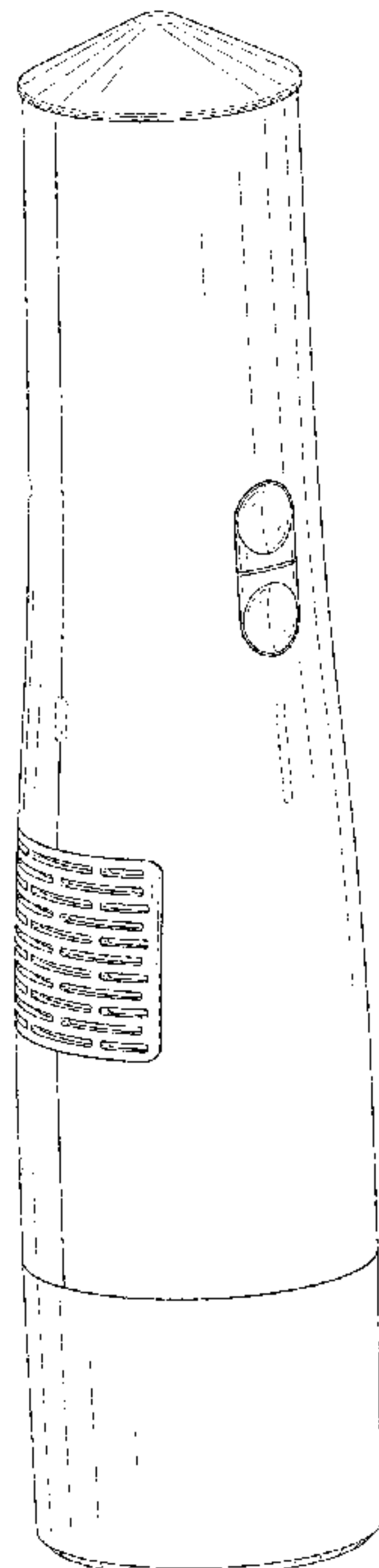
(57) **CLAIM**

The ornamental design for a vacuum cleaner, as shown and described.

**DESCRIPTION**

FIG. 1 is a perspective view of a vacuum cleaner showing my new design;  
FIG. 2 is another perspective view thereof;  
FIG. 3 is a front elevational view thereof;  
FIG. 4 is a rear elevational view thereof;  
FIG. 5 is a left side elevational view thereof;  
FIG. 6 is a right side elevational view thereof;  
FIG. 7 is a top plan view thereof;  
FIG. 8 is a bottom plan view thereof; and,  
FIG. 9 is a perspective view of the vacuum cleaner where the vacuum cleaner is in a configuration of use.  
The broken lines in the drawings depict portions of the vacuum cleaner that form no part of the claimed design.

**1 Claim, 9 Drawing Sheets**



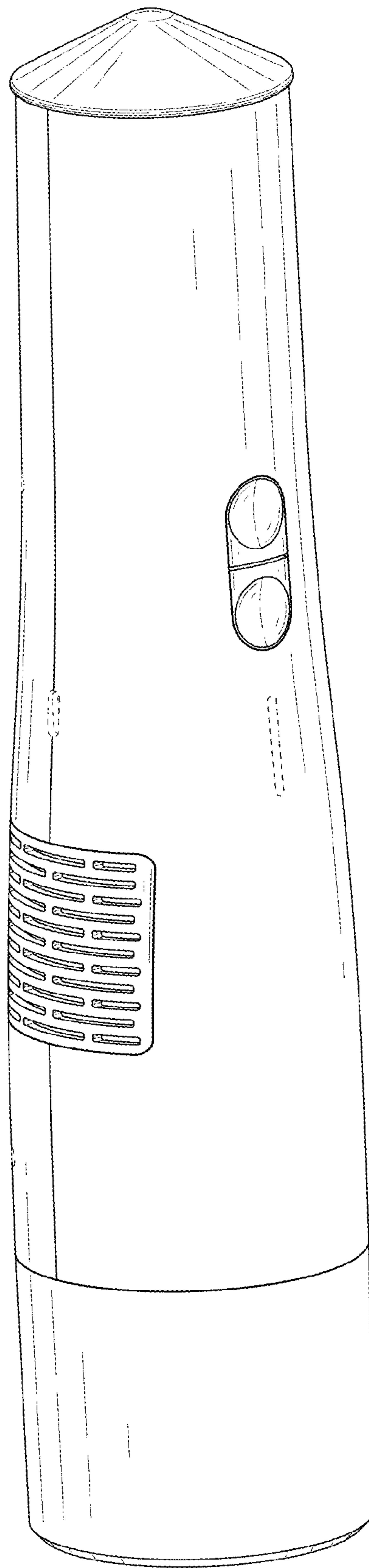


FIG. 1

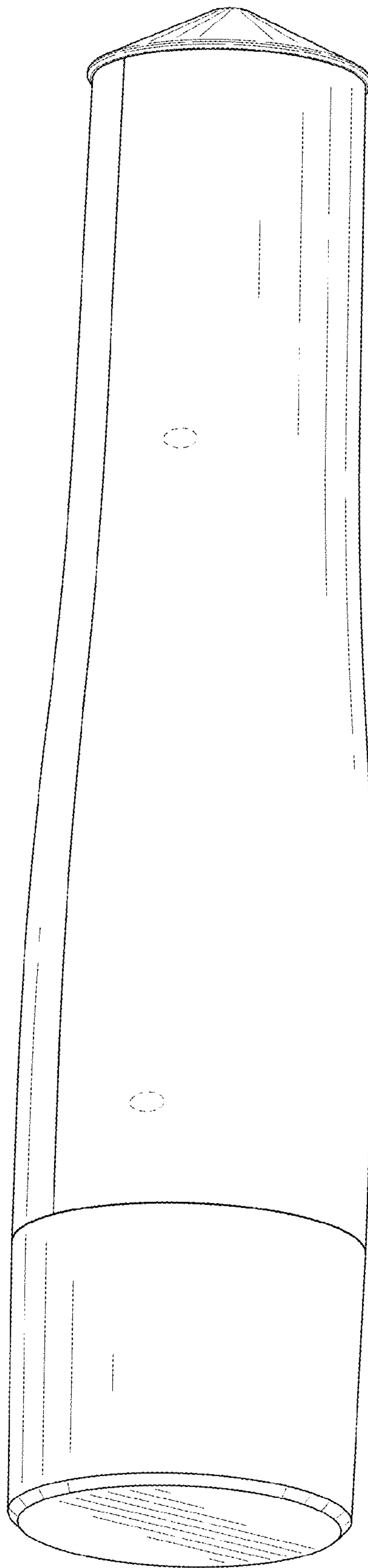


FIG. 2

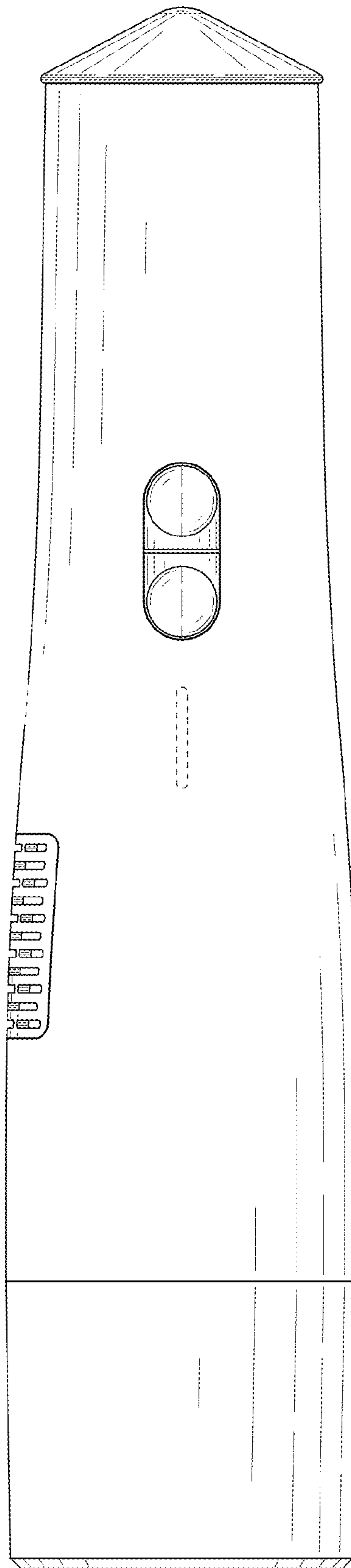


FIG. 3

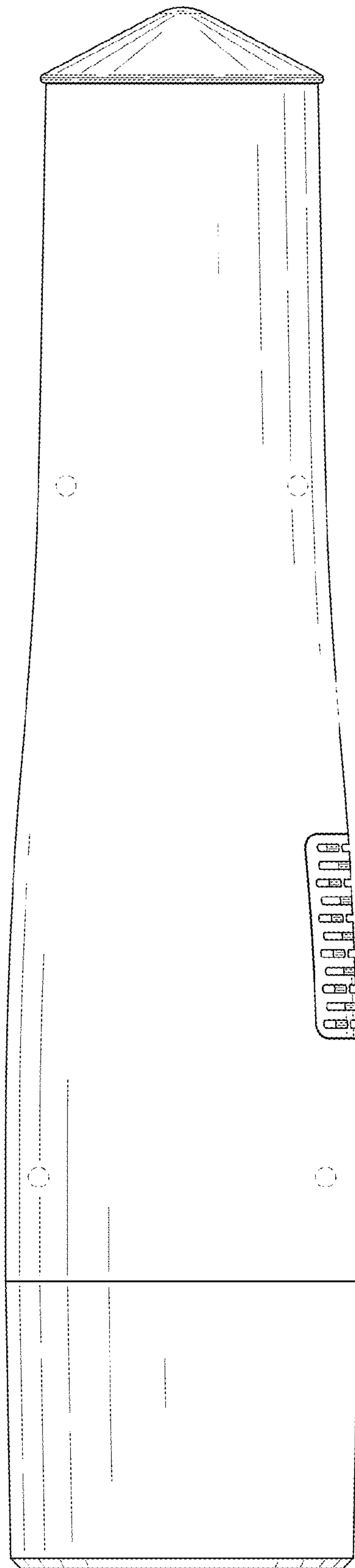


FIG. 4

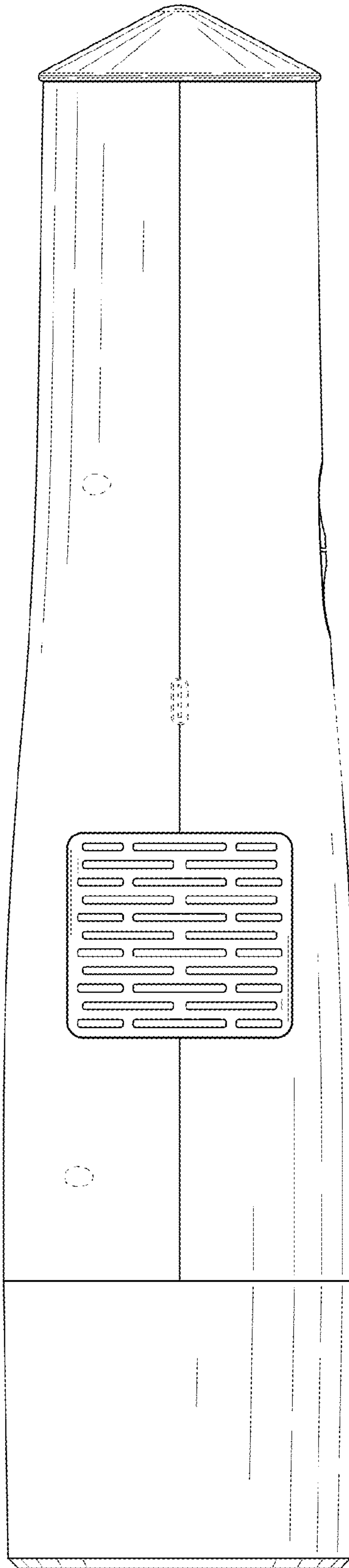


FIG. 5

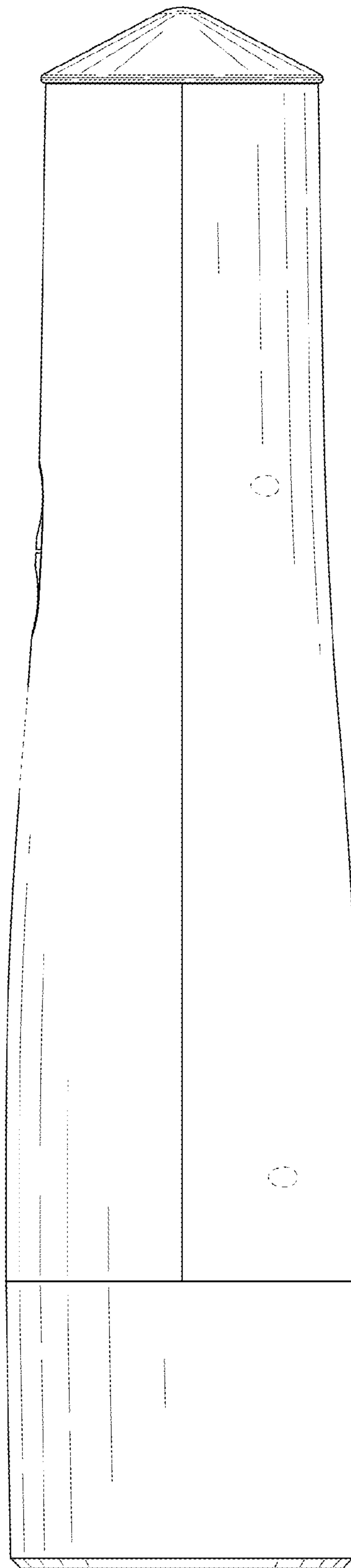


FIG. 6

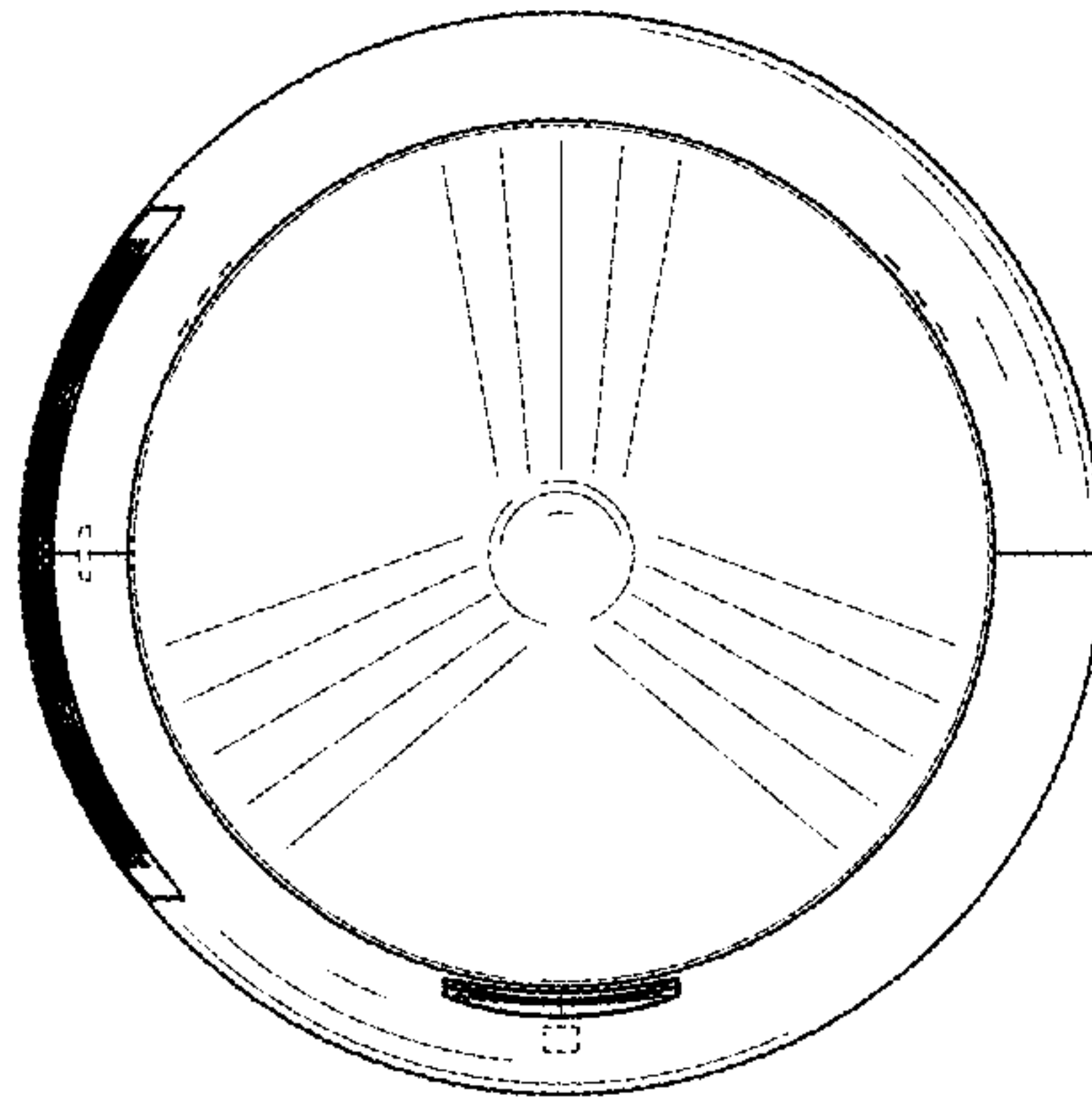


FIG. 7



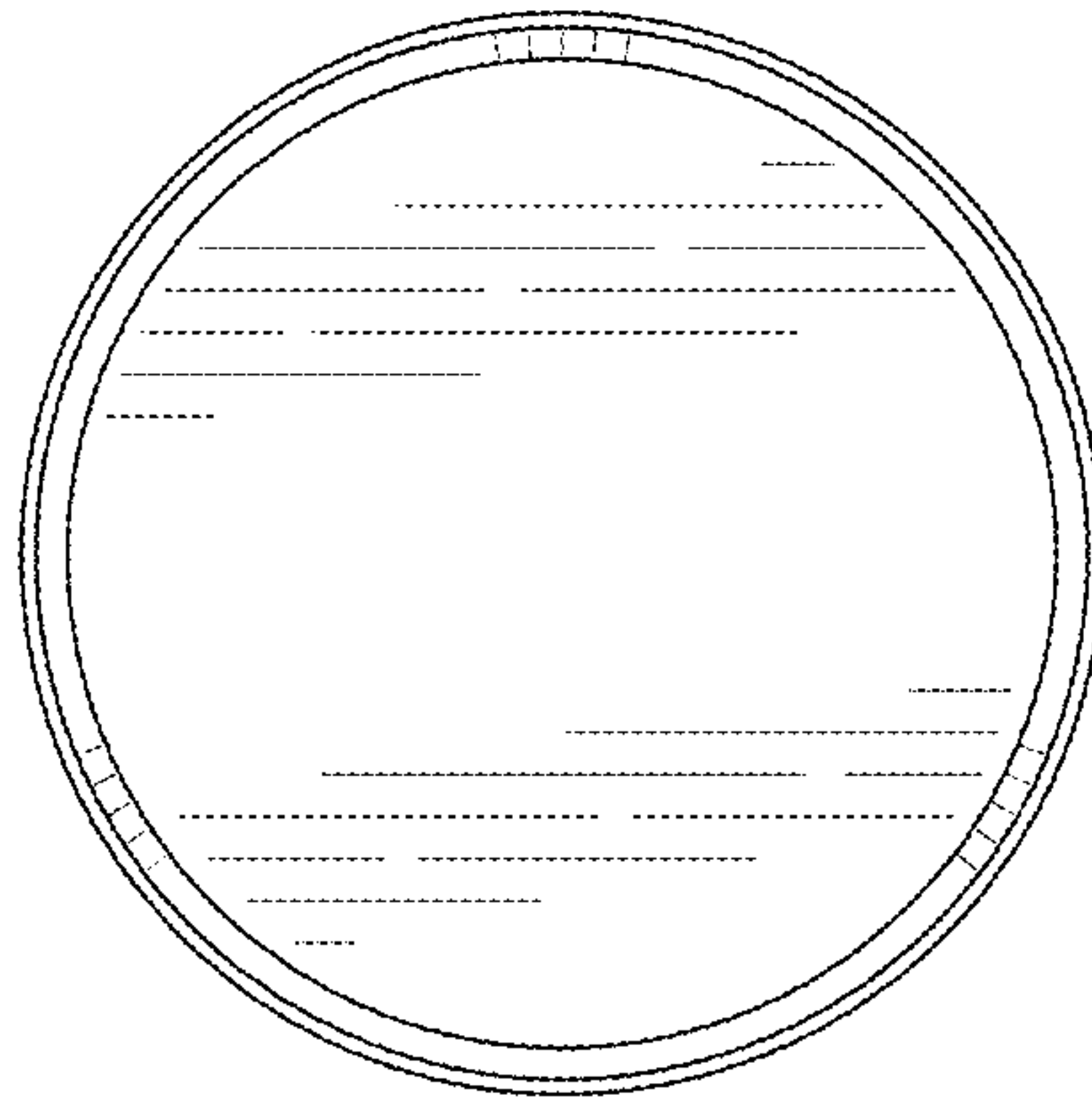


FIG. 8

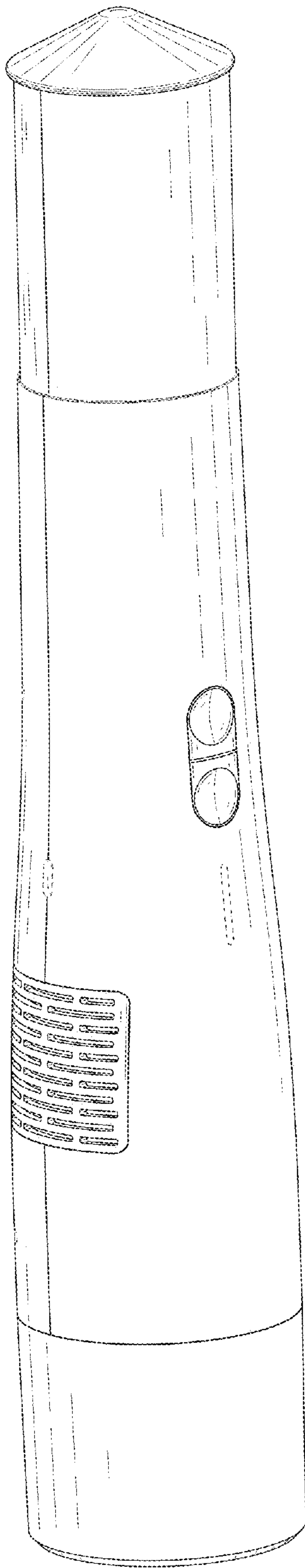


FIG. 9