



US00D961851S

(12) **United States Design Patent** (10) **Patent No.:** **US D961,851 S**
Van Roosmalen et al. (45) **Date of Patent:** **** Aug. 23, 2022**

(54) **NOSE HAIR TRIMMER FOR SHAVER**
(71) Applicant: **KONINKLIJKE PHILIPS N.V.**,
Eindhoven (NL)
(72) Inventors: **Jos Van Roosmalen**, Amsterdam (NL);
Frank Verbrugge, Rosmalen (NL);
Jens Andersson, Amsterdam (NL);
Roel Krooshof, Bilthoven (NL); **Simon**
Van Anken, Amsterdam (NL); **Peter**
Gal, Amsterdam (NL); **Lieven**
Adriaenssen, Vilvoorde (BE); **Roshan**
Hakim, Amsterdam (NL); **Mingshuo**
Zhang, Amstelveen (NL)

D569,552 S * 5/2008 Marquez D28/53
D620,644 S * 7/2010 Lau D28/54
D634,067 S * 3/2011 Stowers D28/53
D634,068 S * 3/2011 Stowers D28/53
D748,859 S * 2/2016 Boulanger D28/53
D758,663 S * 6/2016 Van Maanen D28/53
D776,877 S * 1/2017 Zadro D28/50
D883,574 S * 5/2020 Dawson D28/54
D889,043 S * 6/2020 Stowers D28/51
D898,288 S * 10/2020 Stowers D28/51
D906,592 S * 12/2020 Zhu D28/53
D907,294 S * 1/2021 Zhu D28/53
2005/0262696 A1 * 12/2005 Ouchi B26B 19/063
30/50
2020/0055206 A1 * 2/2020 Teteak B26B 19/06

* cited by examiner

(73) Assignee: **KONINKLIJKE PHILIPS N.V.**,
Eindhoven (NL)

Primary Examiner — Jennifer Rivard

(**) Term: **15 Years**

(21) Appl. No.: **29/723,192**

(22) Filed: **Feb. 5, 2020**

(51) **LOC (13) Cl.** **28-03**

(52) **U.S. Cl.**
USPC **D28/54**

(58) **Field of Classification Search**
USPC D28/52–54
CPC B26B 19/06; B26B 19/38; B26B 19/063;
B26B 19/148; B26B 19/3846; B26B
19/3806; B26B 19/3813; B26B 19/3826
See application file for complete search history.

(56) **References Cited**

U.S. PATENT DOCUMENTS

3,842,498 A * 10/1974 Mizobata B26B 19/02
30/43.92
D516,245 S * 2/2006 Ohta D28/49

(57) **CLAIM**

The ornamental design for a nose hair trimmer for shaver, as shown and described.

DESCRIPTION

FIG. 1 is a perspective view showing a nose hair trimmer for shaver, according to our design;
FIG. 2 is a front elevational view thereof;
FIG. 3 is a rear elevational view thereof;
FIG. 4 is a right side elevational view thereof;
FIG. 5 is a left side elevational view thereof;
FIG. 6 is a top plan view thereof; and,
FIG. 7 is a bottom plan view thereof.
The broken lines illustrate portions of the hair trimmer for shaver that form no part of the claimed design.

1 Claim, 7 Drawing Sheets

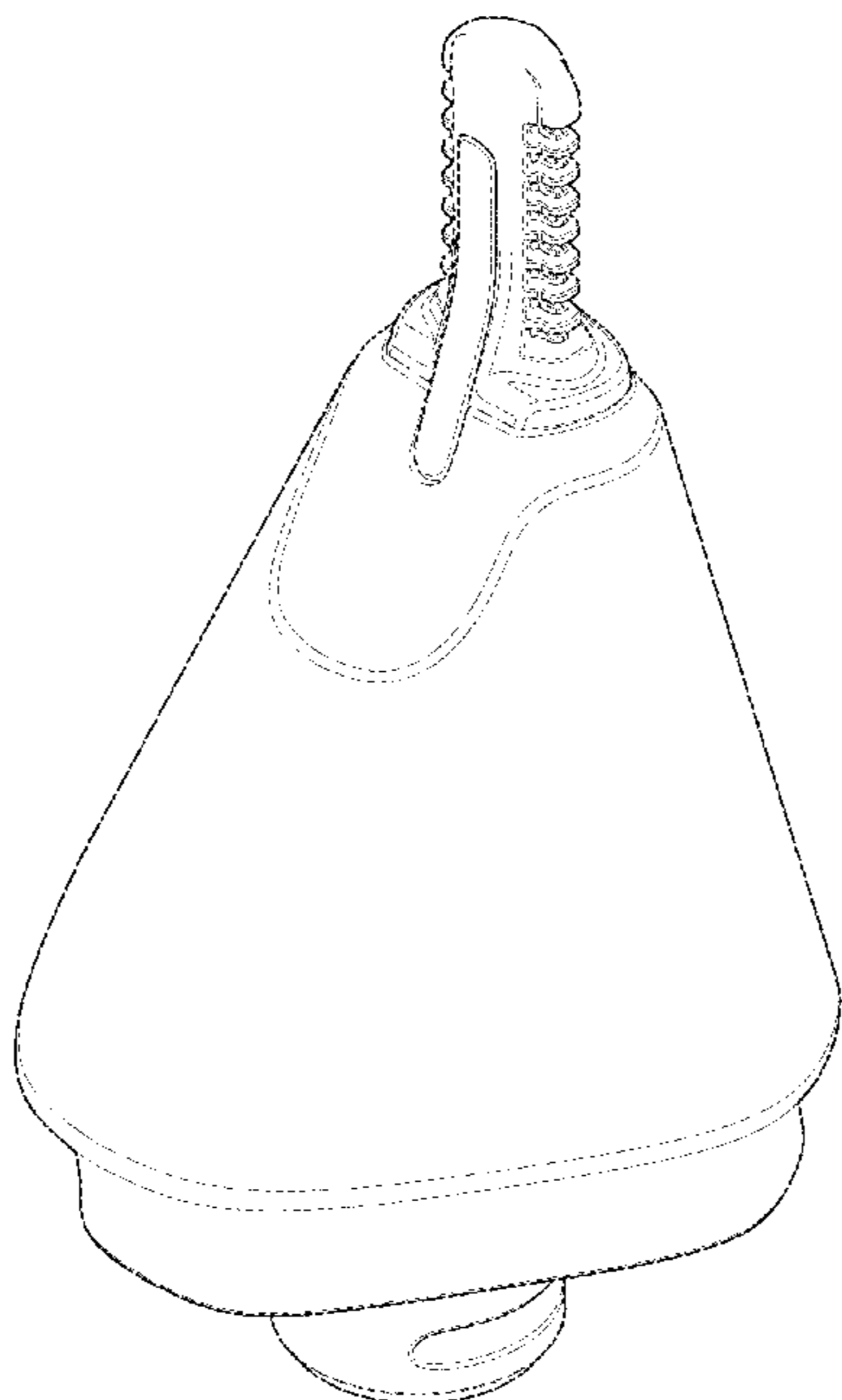




FIG. 1

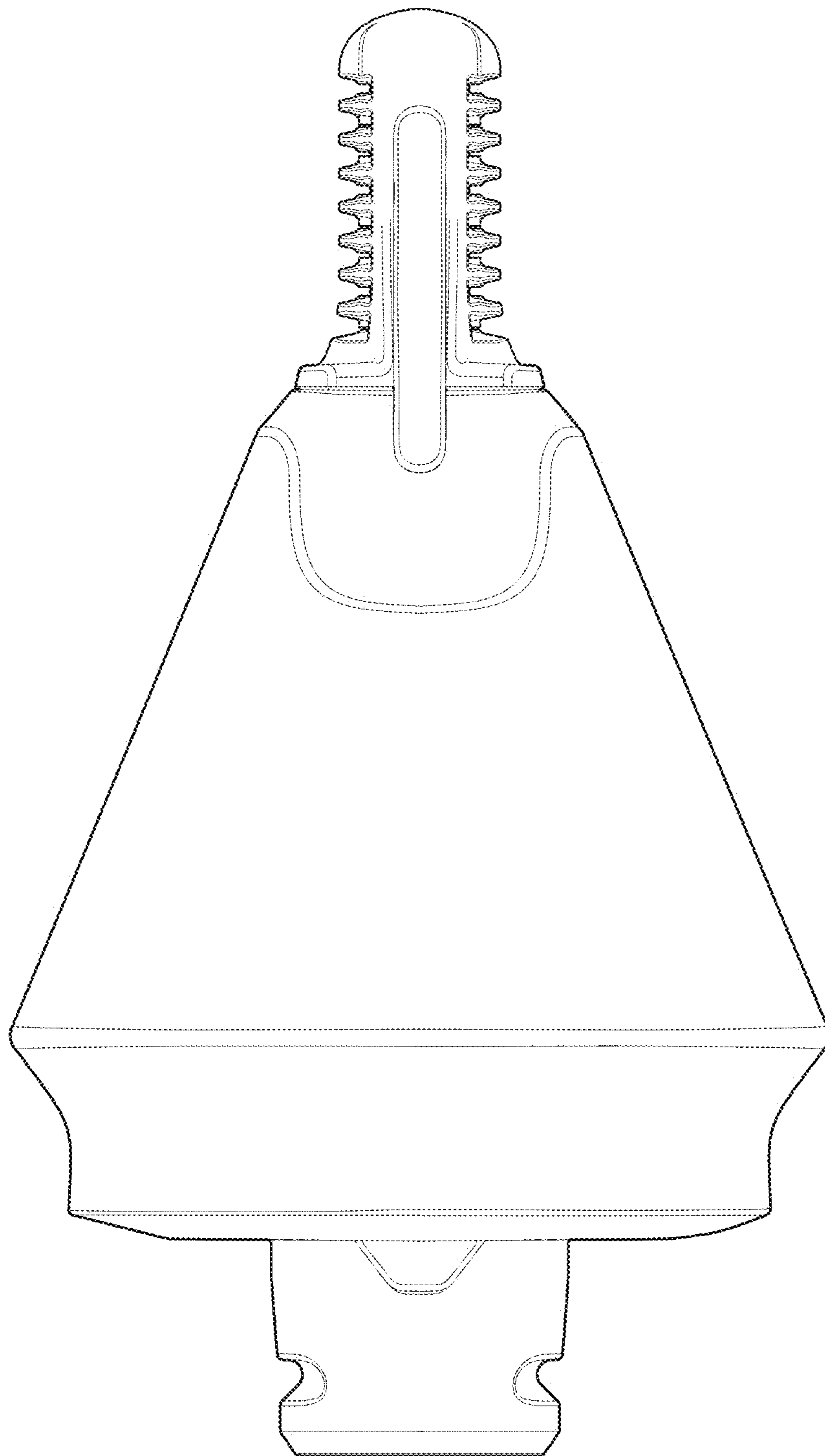


FIG. 2

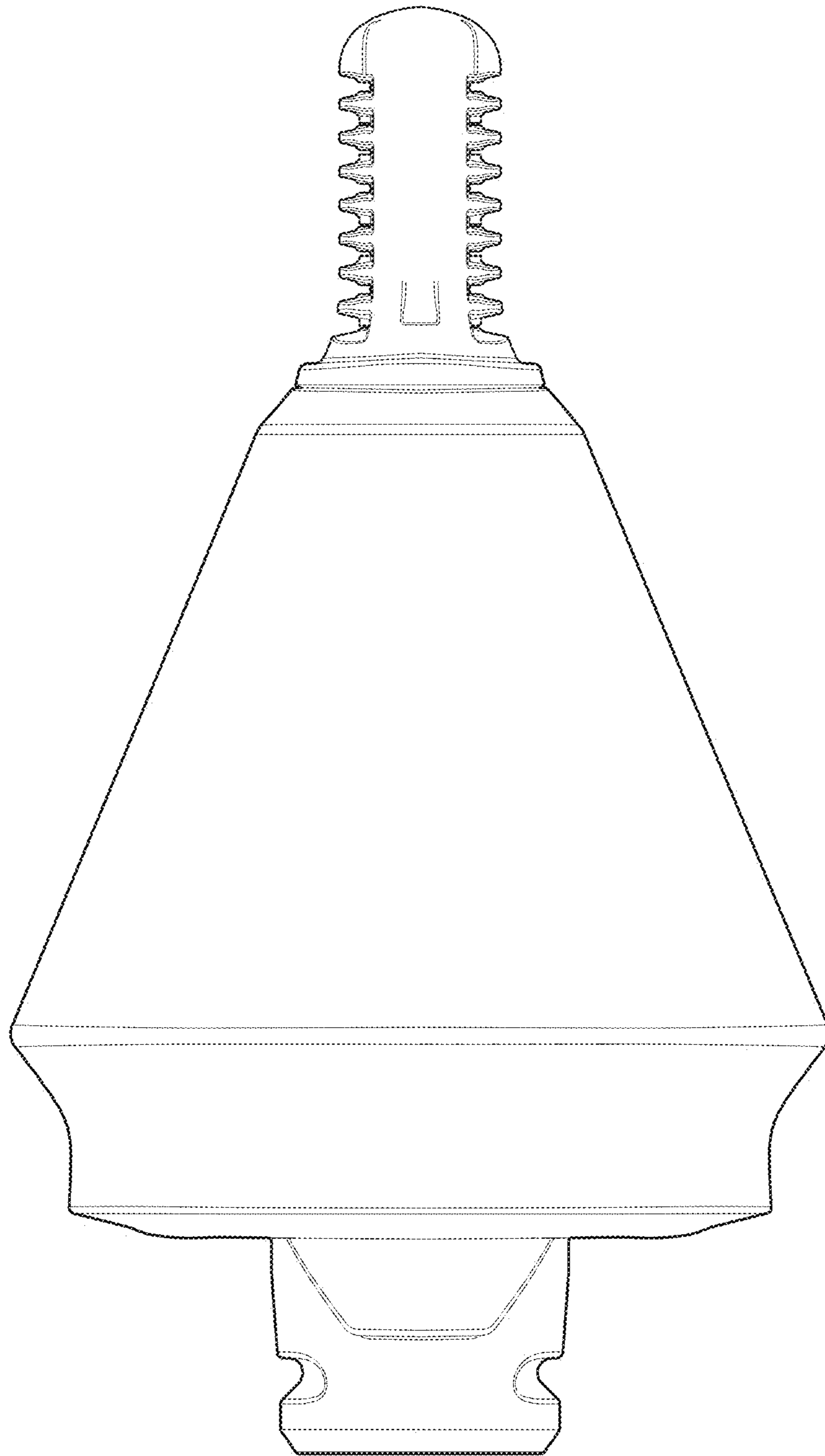


FIG. 3

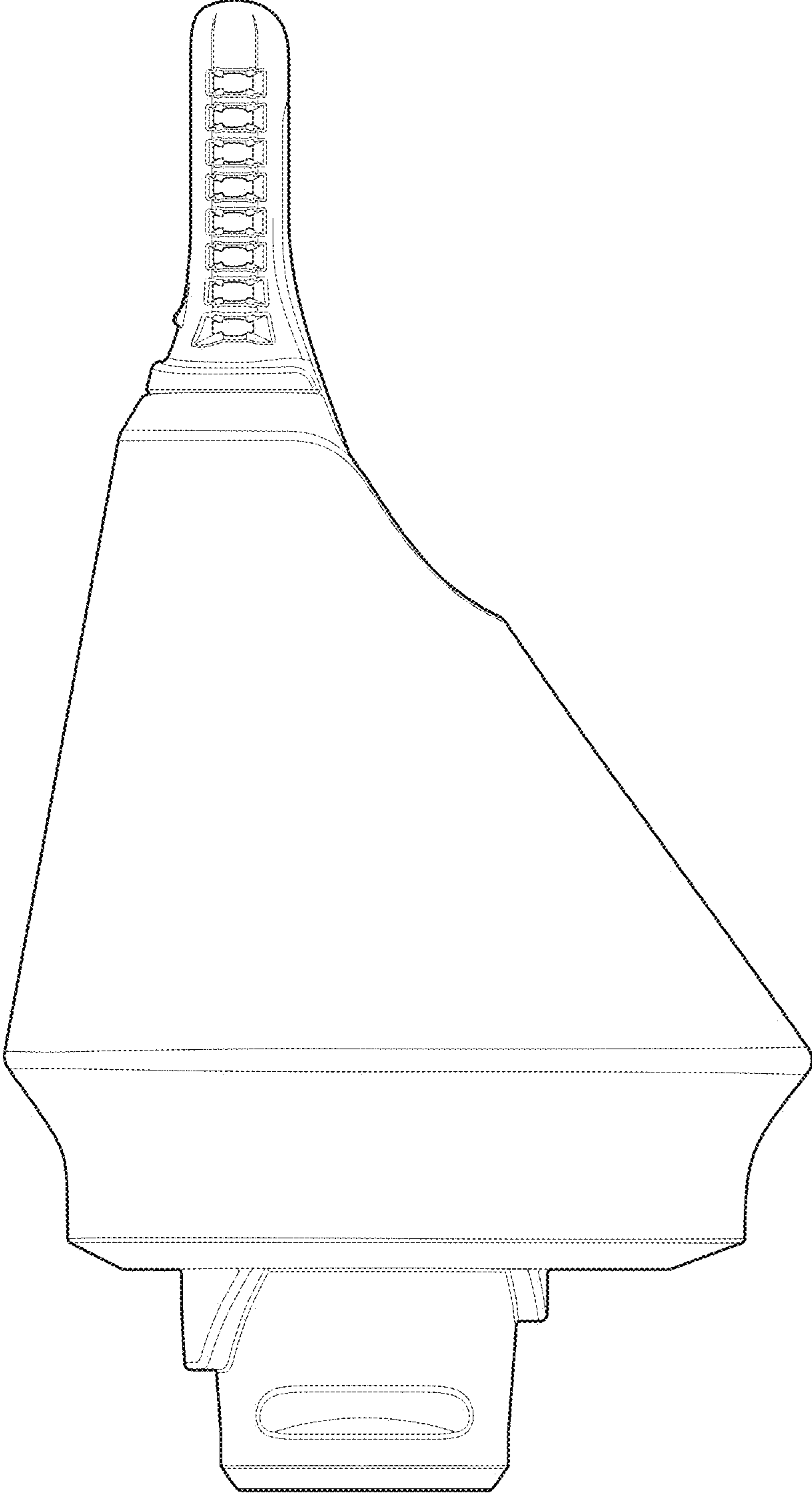


FIG. 4

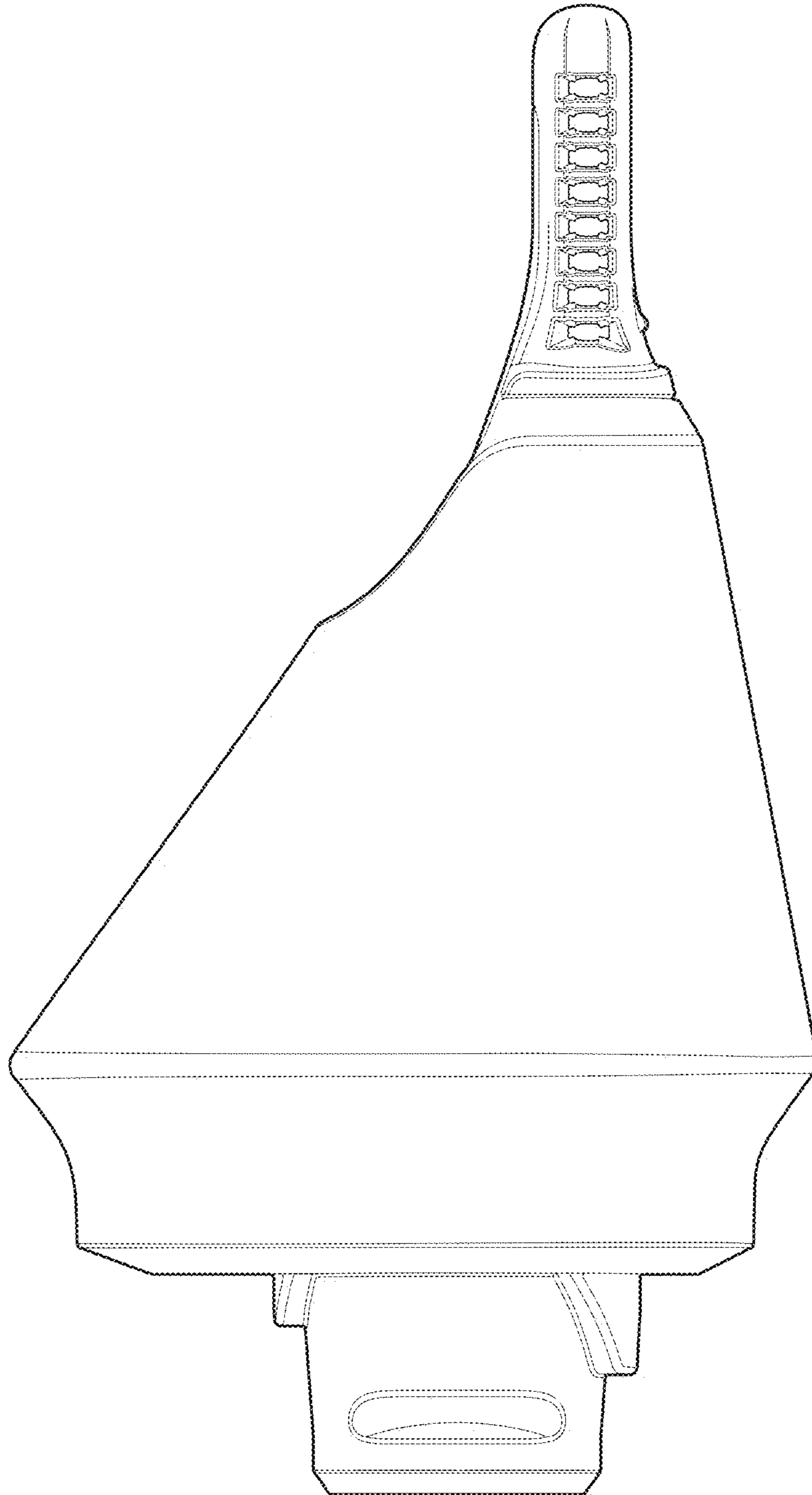


FIG. 5

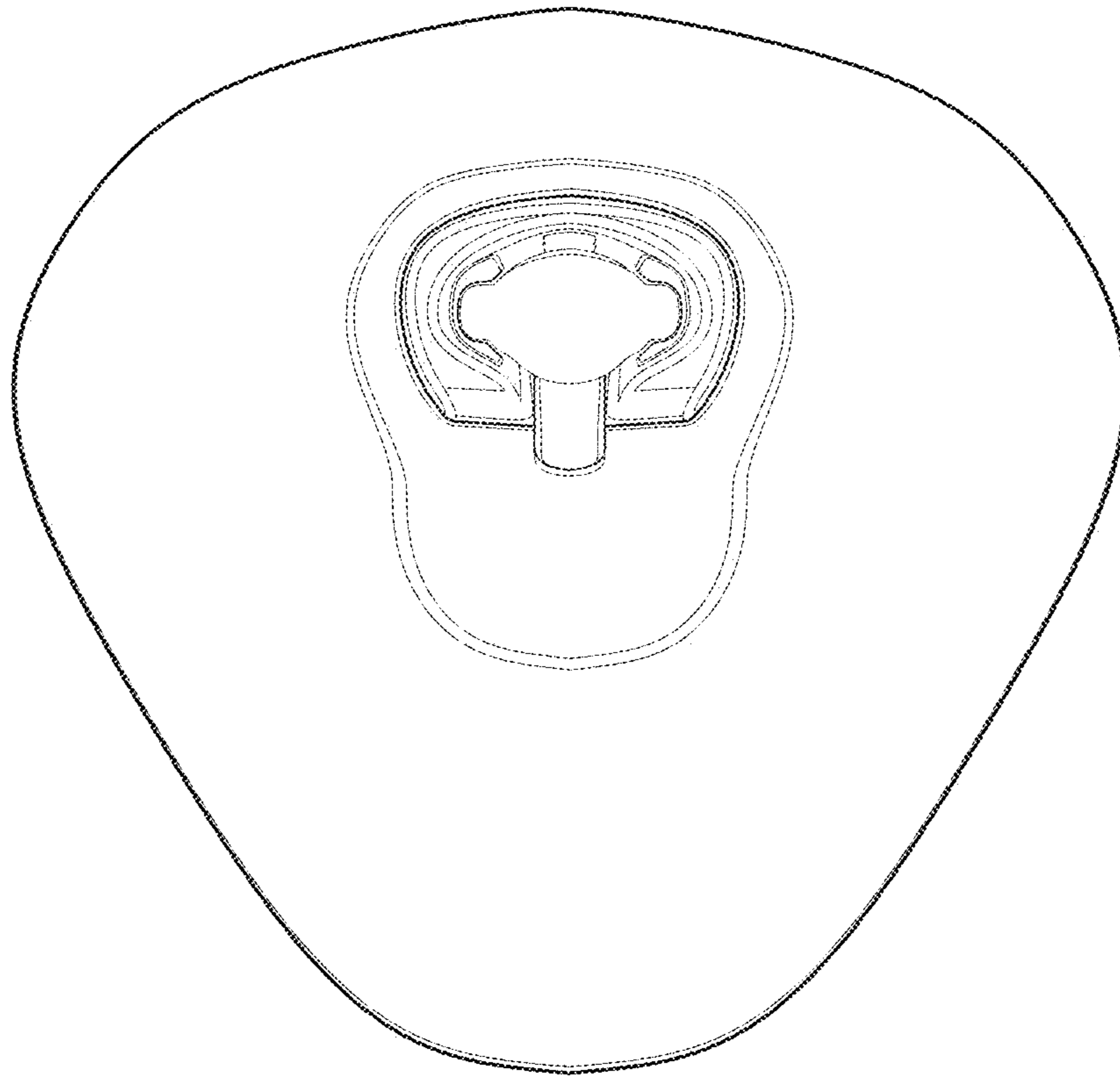


FIG. 6

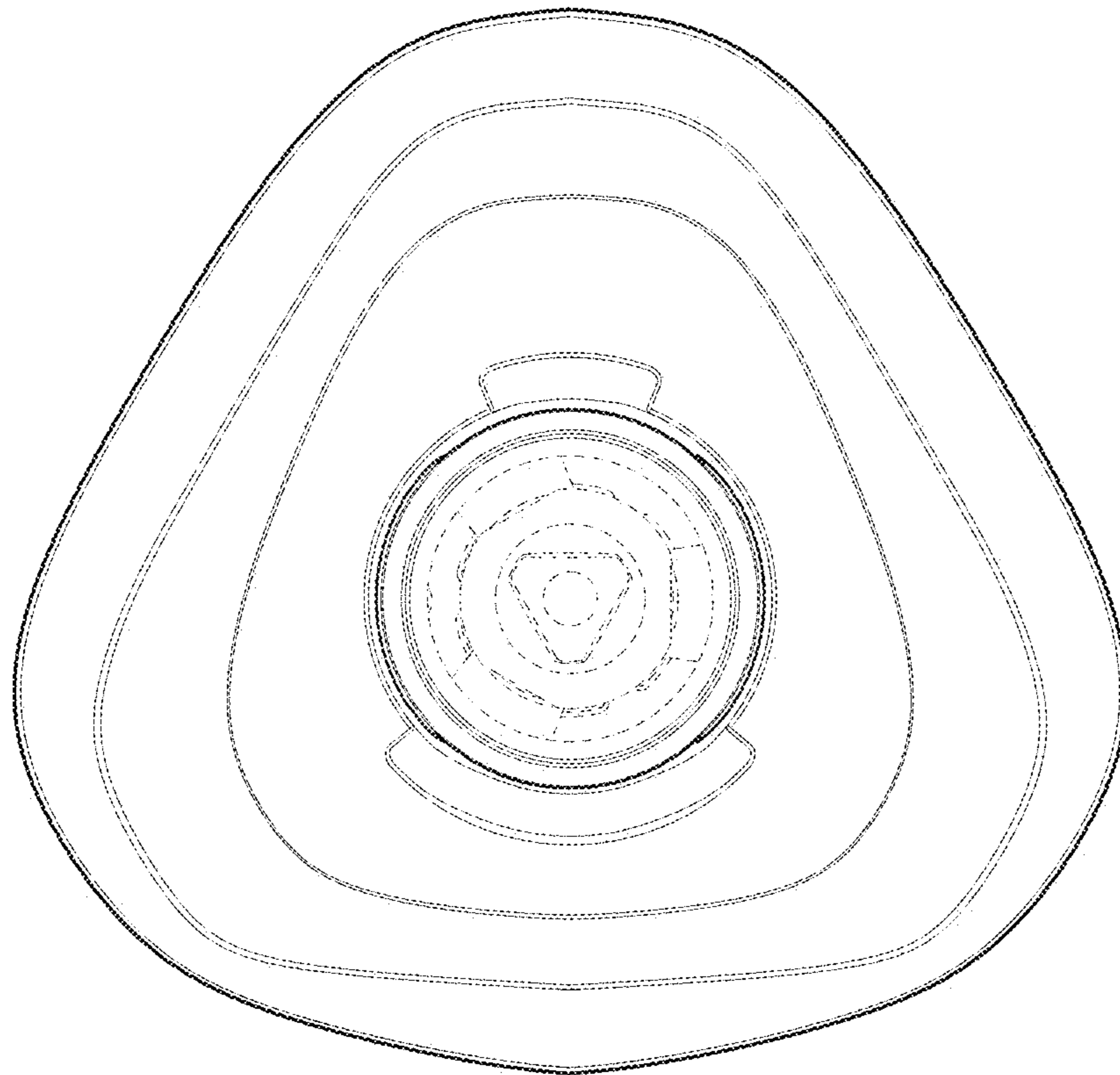


FIG. 7