



US00D961844S

(12) **United States Design Patent** (10) **Patent No.:** **US D961,844 S**
Lartheridge (45) **Date of Patent:** **** Aug. 23, 2022**

(54) **FLAT IRON COMB ATTACHMENT**
(71) Applicant: **Vantria Lartheridge**, Lafayette, IN (US)
(72) Inventor: **Vantria Lartheridge**, Lafayette, IN (US)
(**) Term: **15 Years**
(21) Appl. No.: **29/741,048**
(22) Filed: **Jul. 9, 2020**
(51) **LOC (13) Cl.** **28-03**
(52) **U.S. Cl.**
USPC **D28/25; D28/35; D28/37**
(58) **Field of Classification Search**
USPC D28/10-16, 21, 25, 34-38, 99
CPC . A45D 1/00; A45D 1/004; A45D 1/02; A45D 1/04; A45D 1/06; A45D 1/08; A45D 1/10; A45D 1/12; A45D 1/14; A45D 1/16; A45D 1/18; A45D 1/20; A45D 1/28; A45D 2/00; A45D 2/001; A45D 2/002; A45D 2/12; A45D 2/36; A45D 6/00

See application file for complete search history.

(56) **References Cited**

U.S. PATENT DOCUMENTS

D493,916 S *	8/2004	Ceva	D28/35
D643,974 S *	8/2011	Renault	D28/35
D735,477 S *	8/2015	Anderson	D4/116
D849,322 S *	5/2019	Grienay	D28/35
D851,832 S *	6/2019	Thomas	D28/35
D859,740 S *	9/2019	Grienay	D28/35
D876,013 S *	2/2020	Jin	D28/35
D926,372 S *	7/2021	Liang	D28/35
2008/0127989 A1 *	6/2008	Chapman	A45D 24/10 132/118
2009/0266378 A1 *	10/2009	Nunomura	A45D 1/18 132/224

2011/0220141 A1 *	9/2011	Chan	A45D 1/04 132/229
2015/0289620 A1 *	10/2015	Nuzzo	A45D 1/06 132/211
2017/0079400 A1 *	3/2017	Fereyre	A45D 1/08

OTHER PUBLICATIONS

Hair +Nav, Hairnav LLC, published on Jun. 4, 2021 on youtube.com, retrieved on Nov. 19, 2021, retrieved from the Internet URL: <https://www.youtube.com/watch?v=eCBWh-0ARog>.
HAIR + NAV Hair Tool: Single Press. Perfectly Straightened, Kickstarter, date first published unknown, retrieved on Nov. 19, 2021, retrieved from the Internet URL: <https://www.kickstarter.com/projects/hairnav1/hair-nav-hair-tool-single-press-perfectly-straightened/description>.

* cited by examiner

Primary Examiner — Jennifer Rivard
Assistant Examiner — Alison M Ofstun
(74) *Attorney, Agent, or Firm* — Overhauser Law Offices LLC

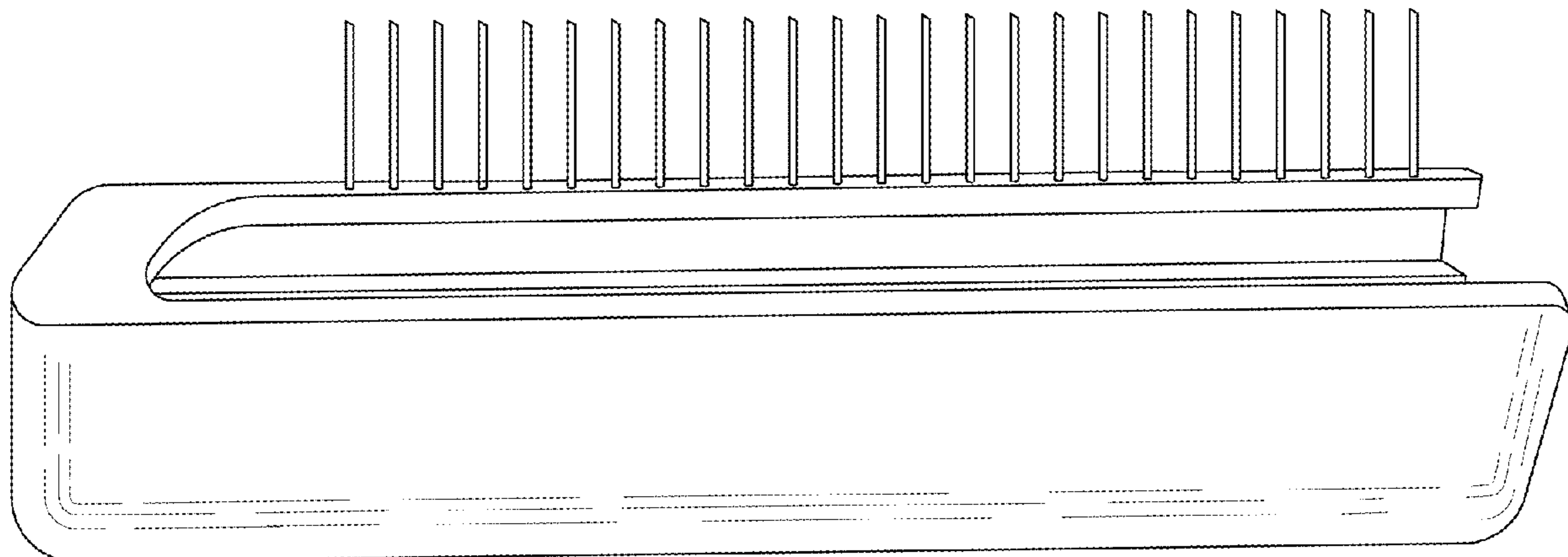
(57) **CLAIM**

The ornamental design for a flat iron comb attachment, as shown and described.

DESCRIPTION

FIG. 1 is a perspective view of the flat iron comb attachment. FIG. 2 is a left side view of the flat iron comb attachment. FIG. 3 is a right side view of the flat iron comb attachment. FIG. 4 is a front view of the flat iron comb attachment. FIG. 5 is a rear view of the flat iron comb attachment. FIG. 6 is a top view of the flat iron comb attachment; and, FIG. 7 is a bottom view of the flat iron comb attachment.

1 Claim, 7 Drawing Sheets



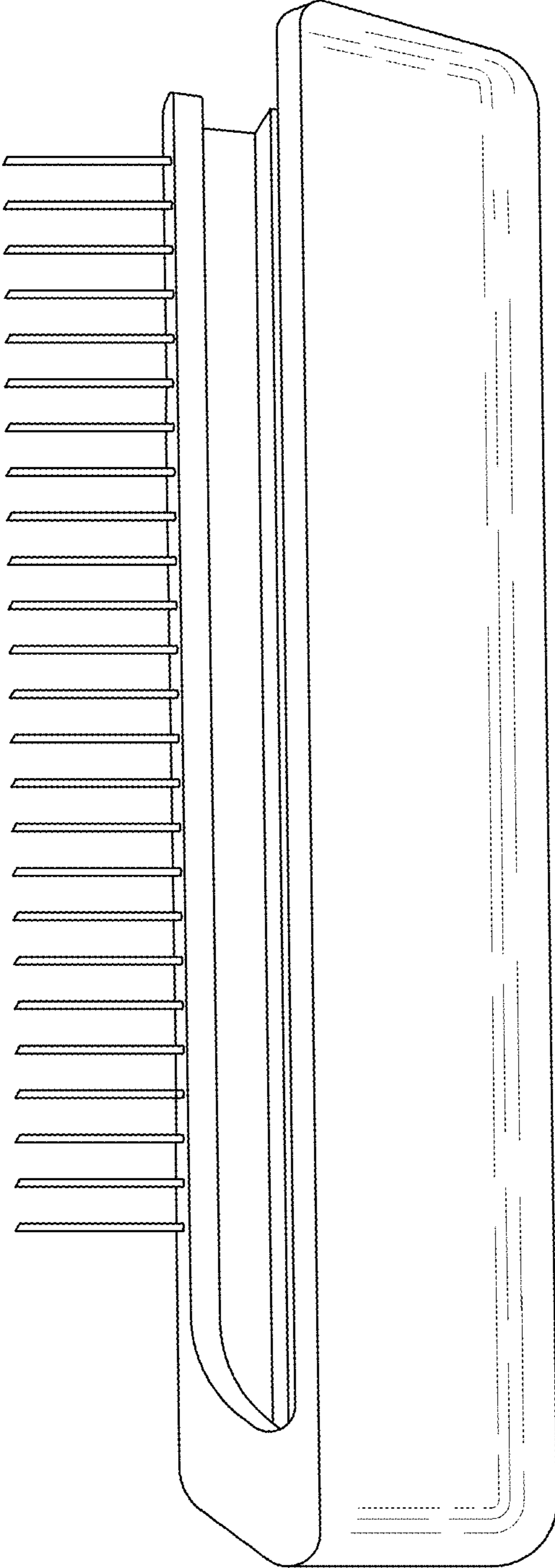


FIG. 1

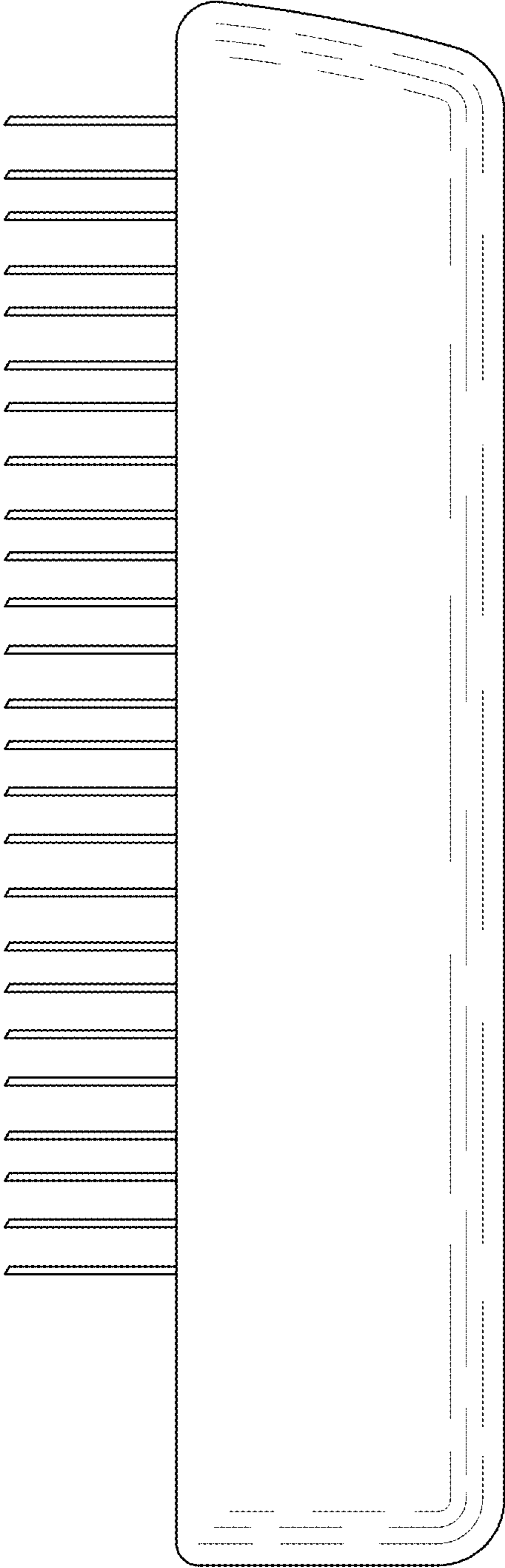


FIG. 2

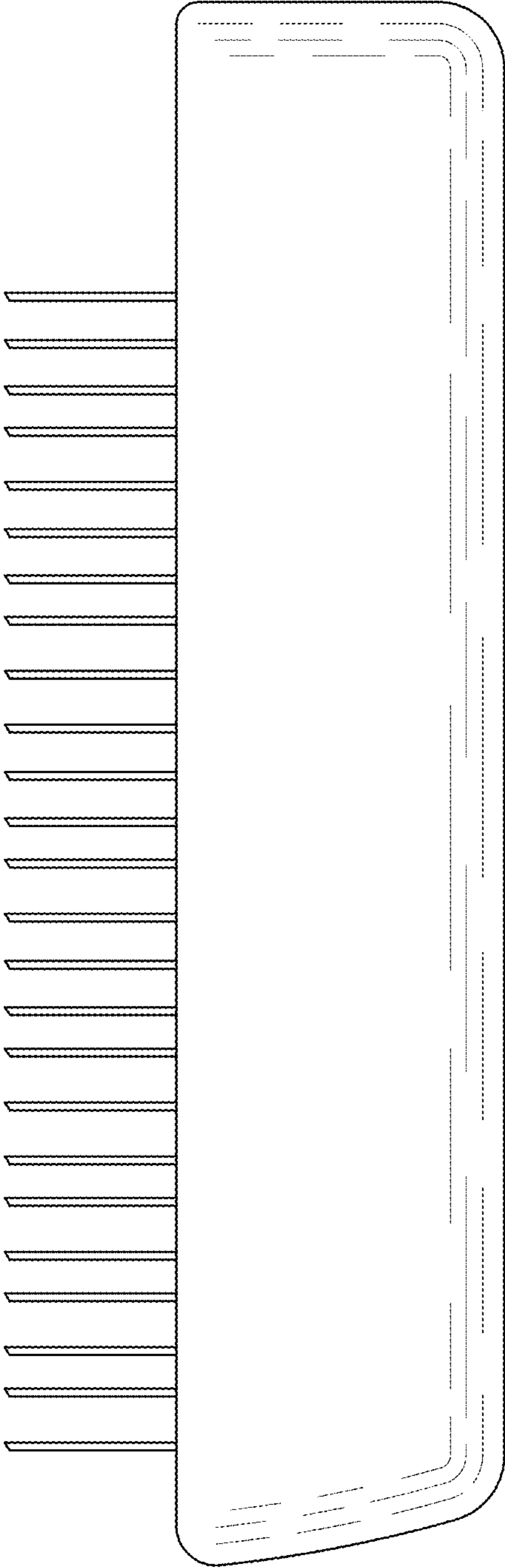


FIG. 3

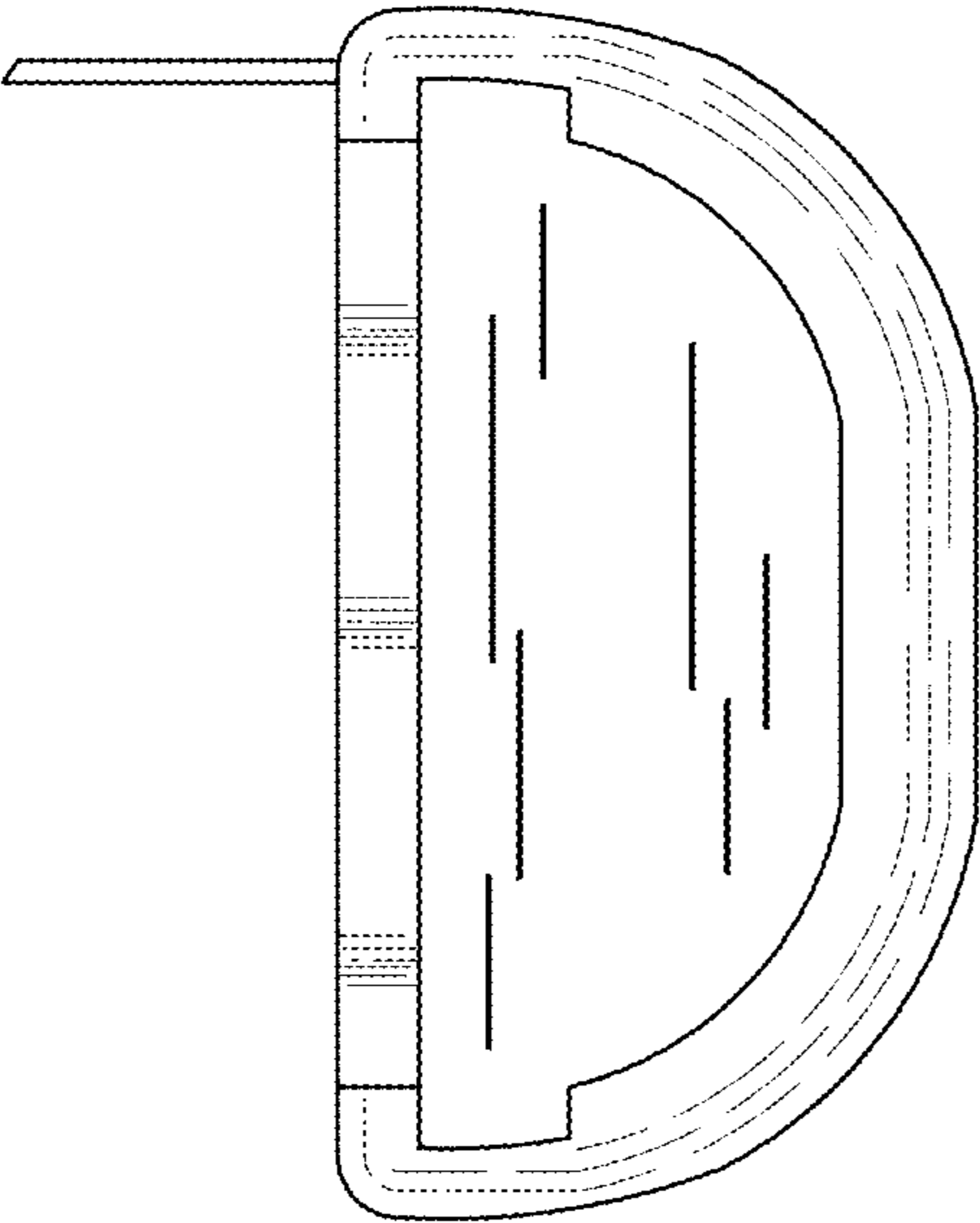


FIG. 4

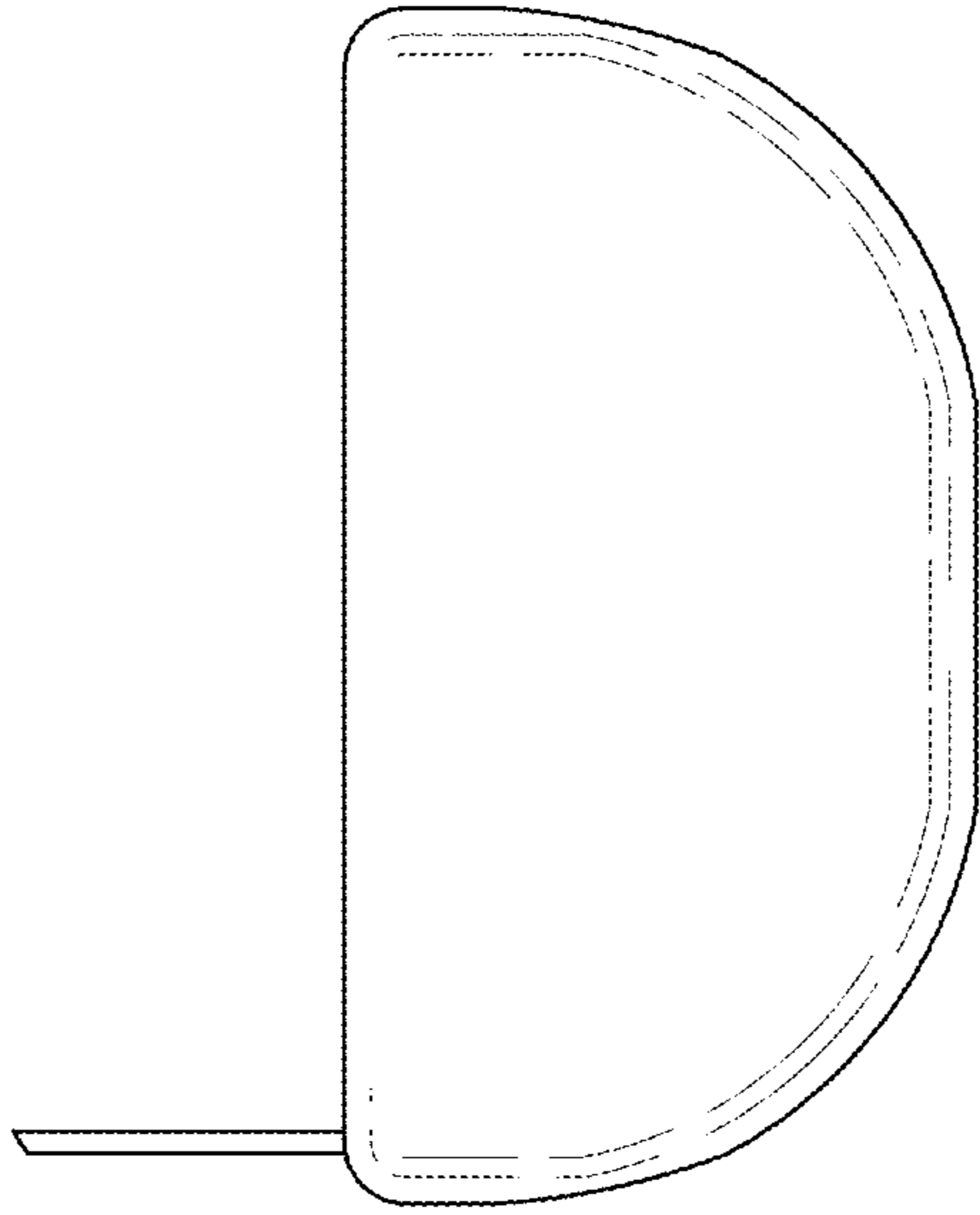


FIG. 5

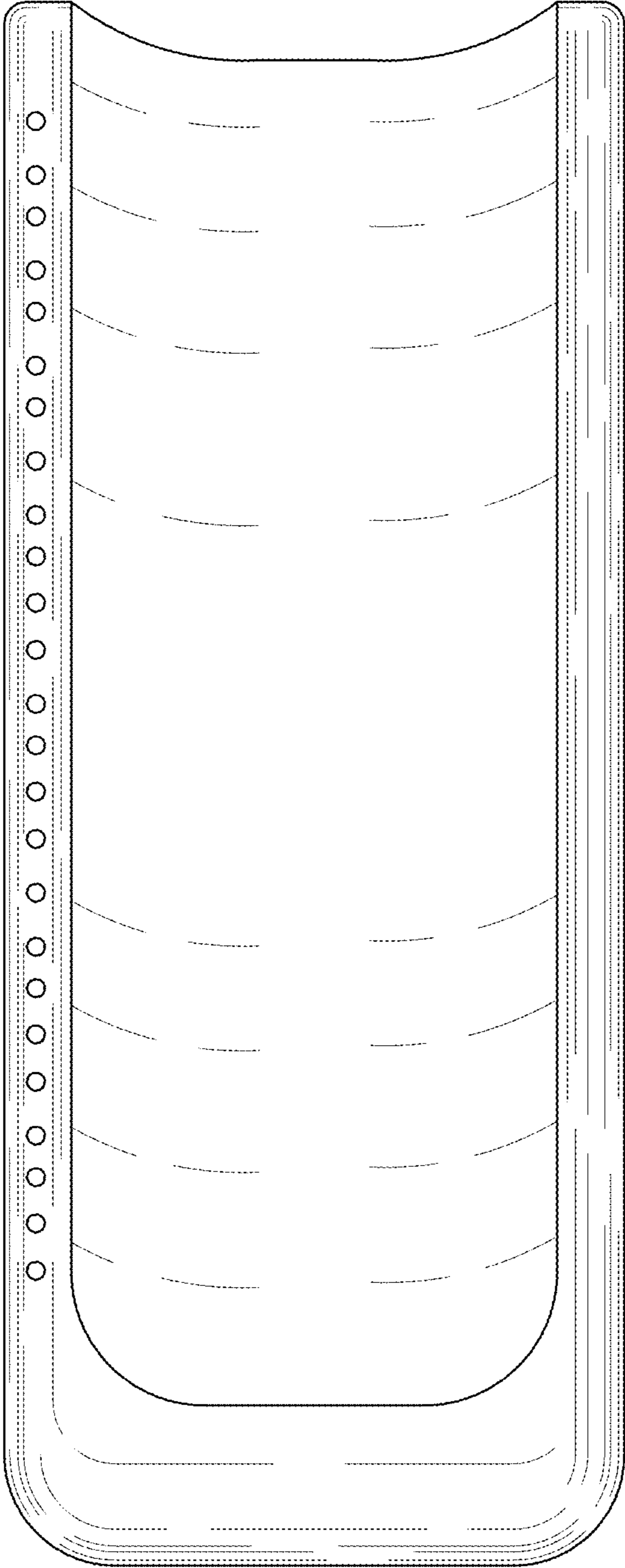


FIG. 6




FIG. 7