



US00D961838S

(12) **United States Design Patent** (10) **Patent No.:** **US D961,838 S**  
**Ko** (45) **Date of Patent:** **\*\* Aug. 23, 2022**

(54) **LIGHTING DEVICE**

(71) Applicants: **VISION X ASIA CO., LTD.**,  
Hwaseong-si (KR); **In Hong Ko**, Seoul  
(KR)

(72) Inventor: **In Hong Ko**, Seoul (KR)

(73) Assignee: **BROWN & WATSON**  
**INTERNATIONAL LIMITED**,  
Hwaseong-si (KR)

(\*\*) Term: **15 Years**

(21) Appl. No.: **29/753,370**

(22) Filed: **Sep. 30, 2020**

(30) **Foreign Application Priority Data**

Sep. 4, 2020 (KR) ..... 30-2020-0041914

(51) **LOC (13) Cl.** ..... **26-04**

(52) **U.S. Cl.**  
USPC ..... **D26/113**

(58) **Field of Classification Search**  
USPC ..... D26/24, 25, 26, 57, 72, 93, 94, 98, 99,  
D26/101, 104, 106, 113, 114, 138, 139,  
D26/141, 142, 152  
CPC .... F21S 6/00; F21S 6/002; F21S 6/005; F21S  
8/00; F21S 8/035; F21S 10/00  
See application file for complete search history.

(56) **References Cited**

**U.S. PATENT DOCUMENTS**

D710,046 S \* 7/2014 Mocek ..... D26/71  
D765,290 S \* 8/2016 Adams ..... D26/28  
D822,261 S \* 7/2018 Demuynck ..... D26/92  
D856,566 S \* 8/2019 Deng ..... D26/71  
D857,966 S \* 8/2019 Yang ..... D26/85  
D870,948 S \* 12/2019 He ..... D26/71  
D905,314 S \* 12/2020 Pan ..... D26/71  
D911,575 S \* 2/2021 Ma ..... D26/71

D919,868 S \* 5/2021 Pi ..... D26/63  
D923,227 S \* 6/2021 Ko ..... D26/63  
2017/0211762 A1 \* 7/2017 Thomas ..... F21K 9/69  
2017/0307149 A1 \* 10/2017 Clark ..... F21V 21/15  
(Continued)

**FOREIGN PATENT DOCUMENTS**

CN 304900174 \* 6/2018  
CN 305494048 \* 12/2019  
CN 305923253 \* 4/2020

**OTHER PUBLICATIONS**

“Hugging” reference by Hugging Light on Amazon.com, date first available Sep. 8, 2019 [online], site visited Mar. 14, 2022, available on internet URL: <https://www.amazon.com/dp/B07XJHK7GN/> (Year: 2019).\*

(Continued)

*Primary Examiner* — Marissa J Cash  
*Assistant Examiner* — Liv C Anderson  
(74) *Attorney, Agent, or Firm* — Cantor Colburn LLP

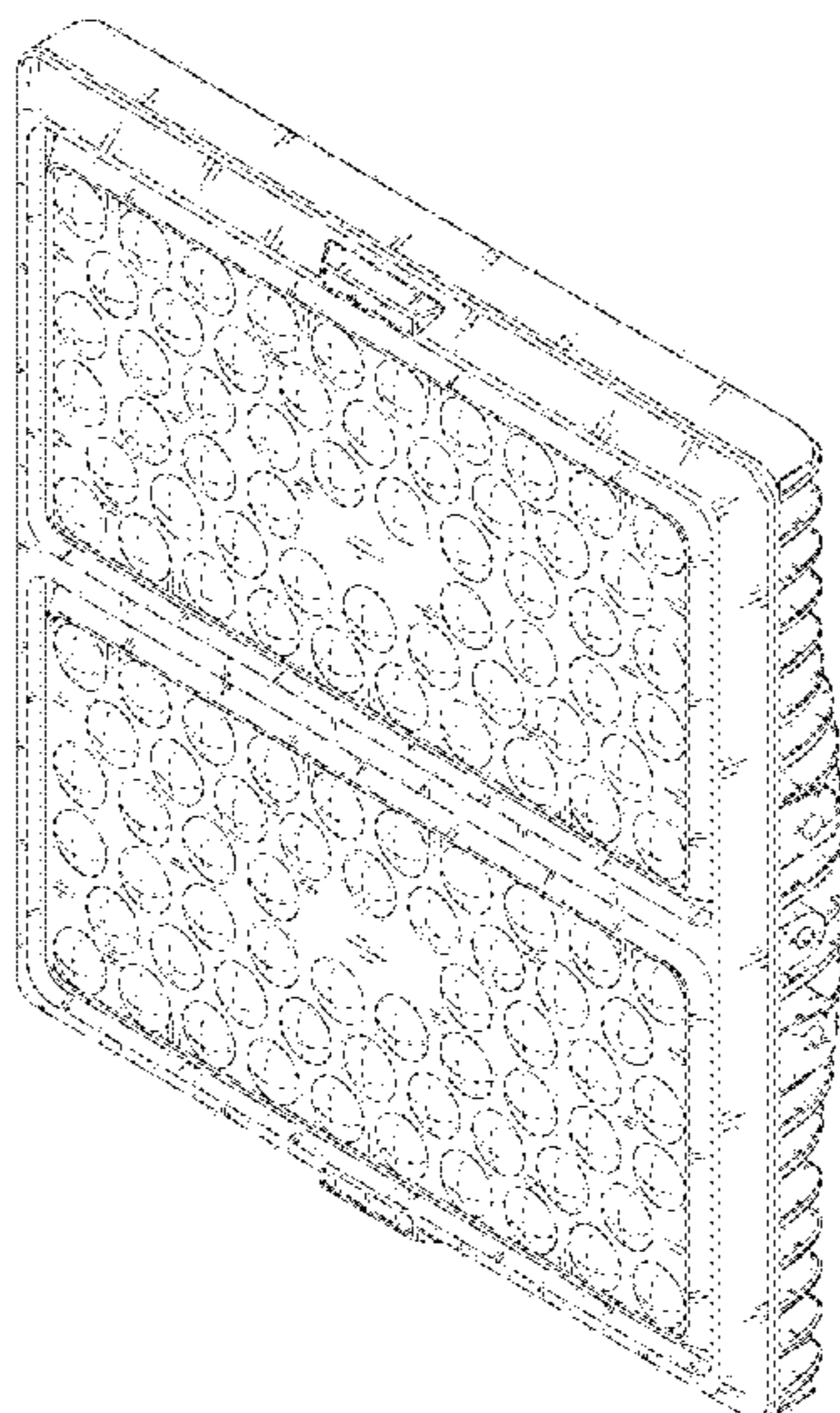
(57) **CLAIM**

The ornamental design for a lighting device, as shown and described.

**DESCRIPTION**

FIG. 1 is a front side perspective view of a lighting device showing my new design;  
FIG. 2 is a rear side perspective view thereof;  
FIG. 3 is a front elevational view thereof;  
FIG. 4 is a rear elevational view thereof;  
FIG. 5 is a left side elevational view thereof;  
FIG. 6 is a right side elevational view thereof;  
FIG. 7 is a top plan view thereof; and,  
FIG. 8 is a bottom plan view thereof.  
The broken lines in the drawings depict portions of the lighting device that form no part of the claimed design.

**1 Claim, 7 Drawing Sheets**



(56)

**References Cited**

U.S. PATENT DOCUMENTS

2020/0072454 A1\* 3/2020 Li ..... F21V 29/763

OTHER PUBLICATIONS

“Viugreum” reference by ViugreumBrands on Amazon.com, date first available Feb. 20, 2019 [online], site visited Mar. 14, 2022, available on internet URL: <https://www.amazon.com/Viugreum-Equivalent-Waterproof-Security-Playground/dp/B07NYSYJV6/> (Year: 2019).\*

“LED Stadium Lights Outdoor 250” on Amazon.com, date first available May 5, 2019 [online], site visited Mar. 14, 2022, available on internet URL: <https://www.amazon.com/dp/B07RJQNZ5H/> (Year: 2019).\*

“LED Stadium Lights Outdoor 500” on Amazon.com, date first available May 5, 2019 [online], site visited Mar. 14, 2022, available on internet URL: <https://www.amazon.com/Stadium-Dimmable-100-277V-Waterproof-Softball/dp/B07RLLRWJR/> (Year: 2019).\*

\* cited by examiner



FIG. 1

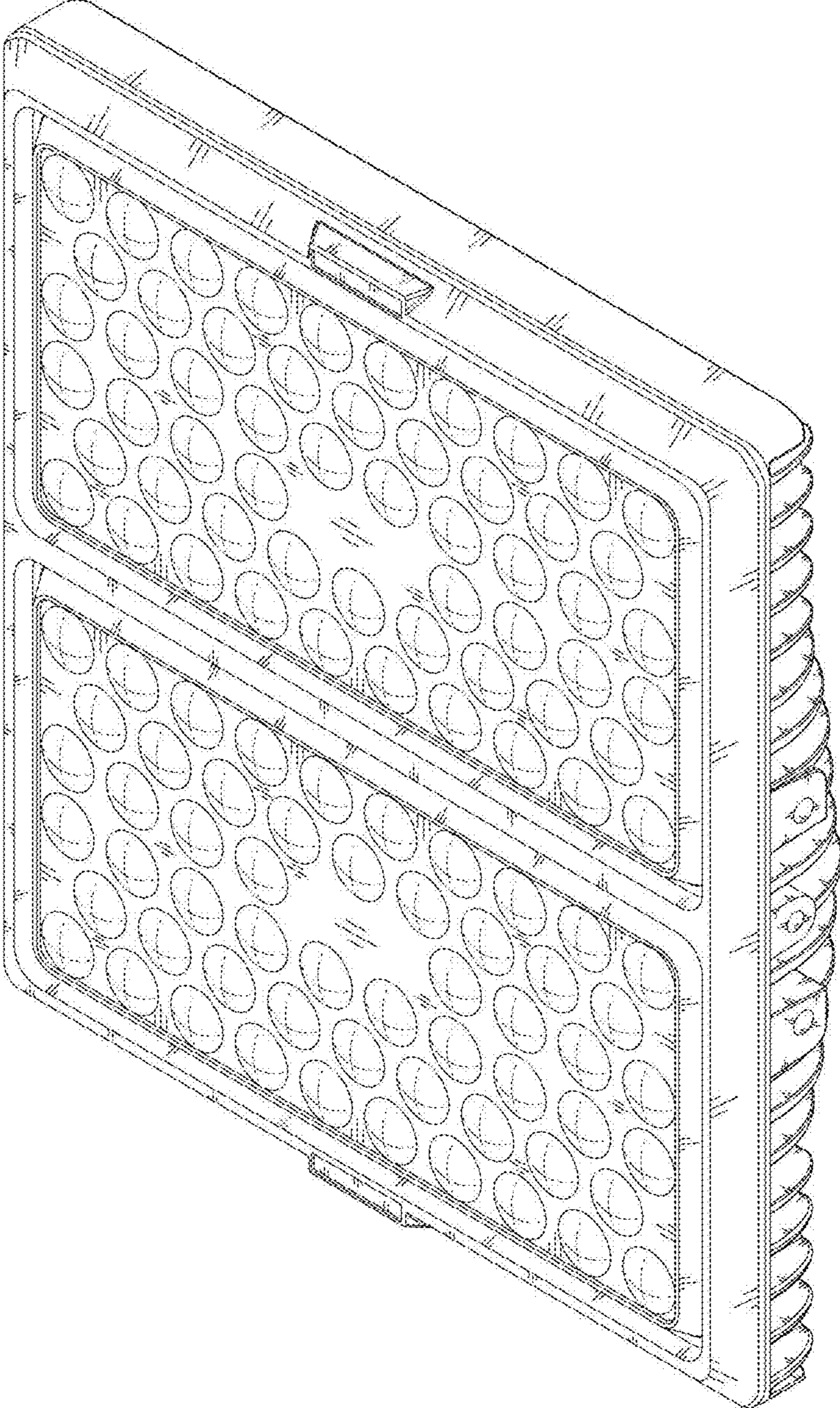




FIG. 2

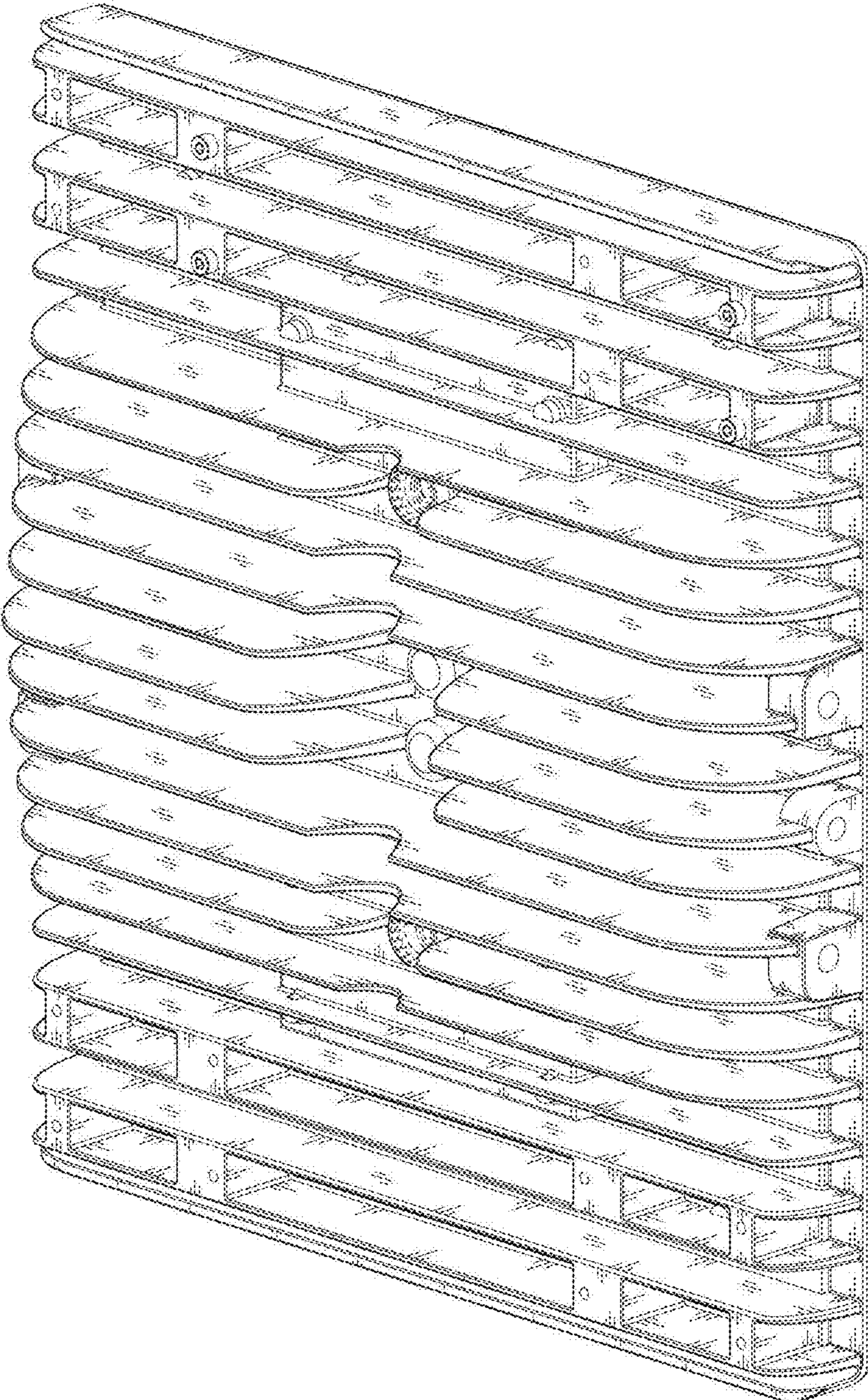




FIG. 3




FIG. 4

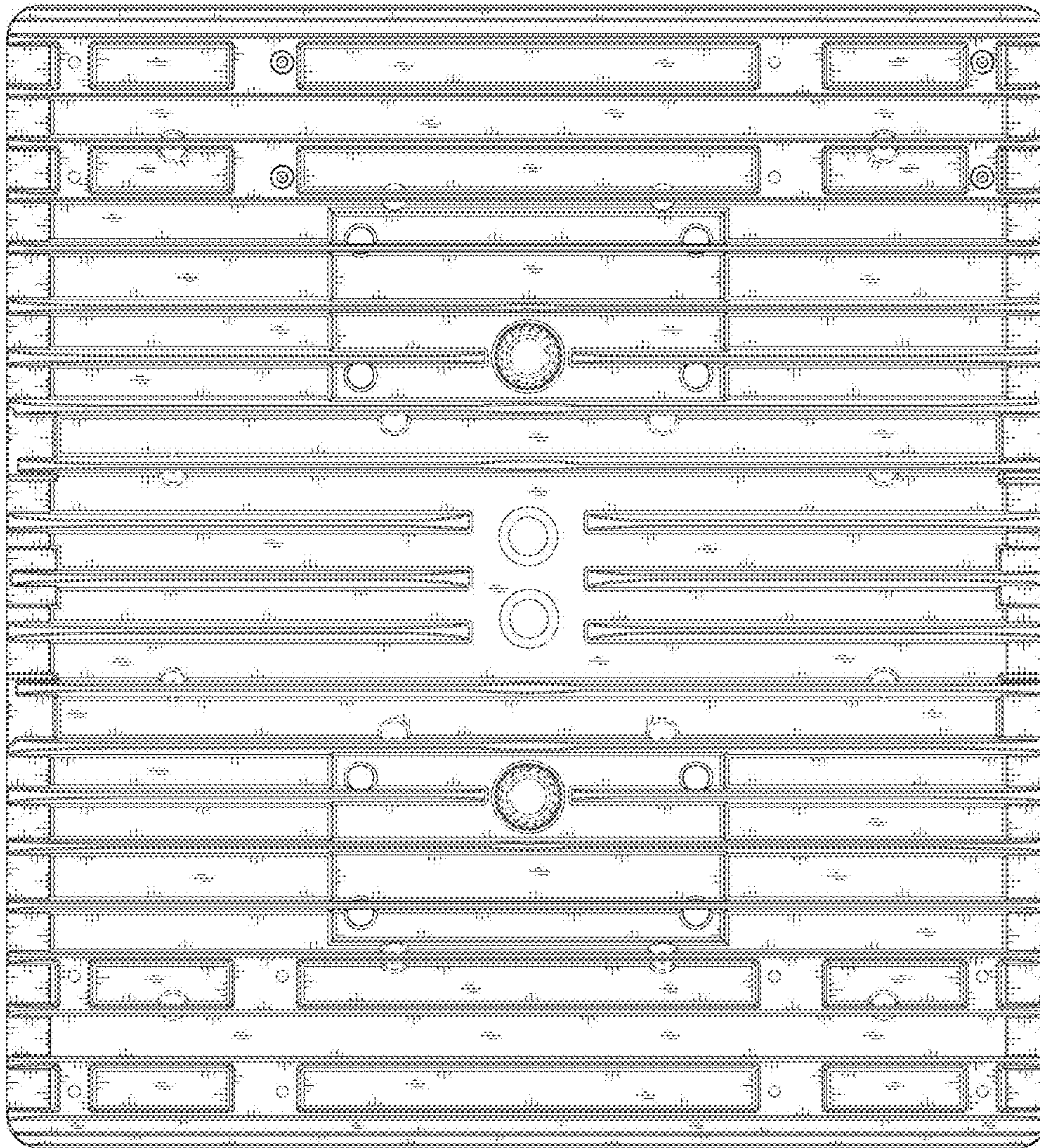




FIG. 5

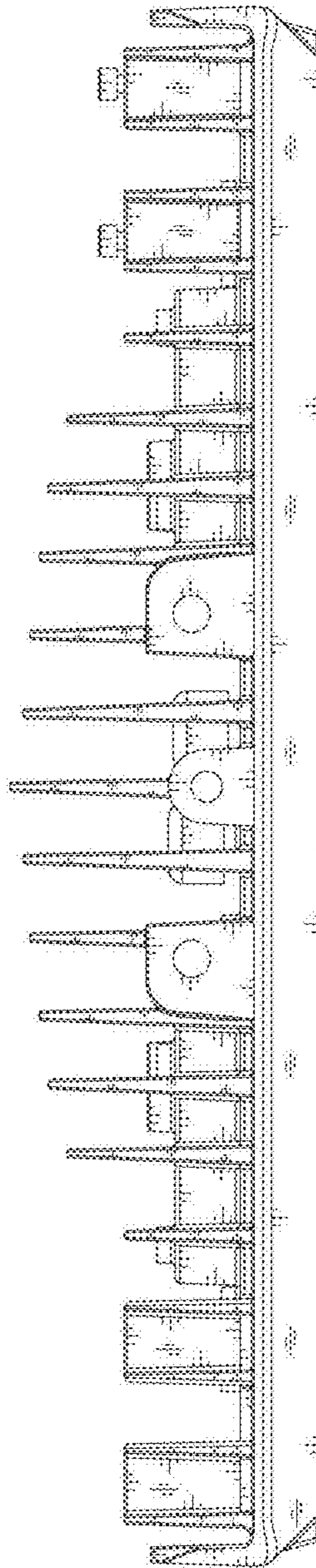


FIG. 6

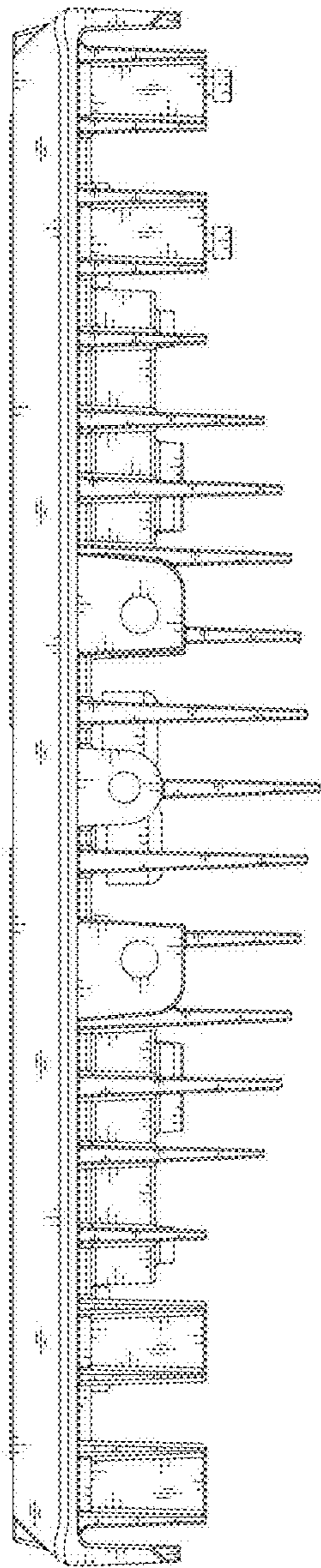




FIG. 7

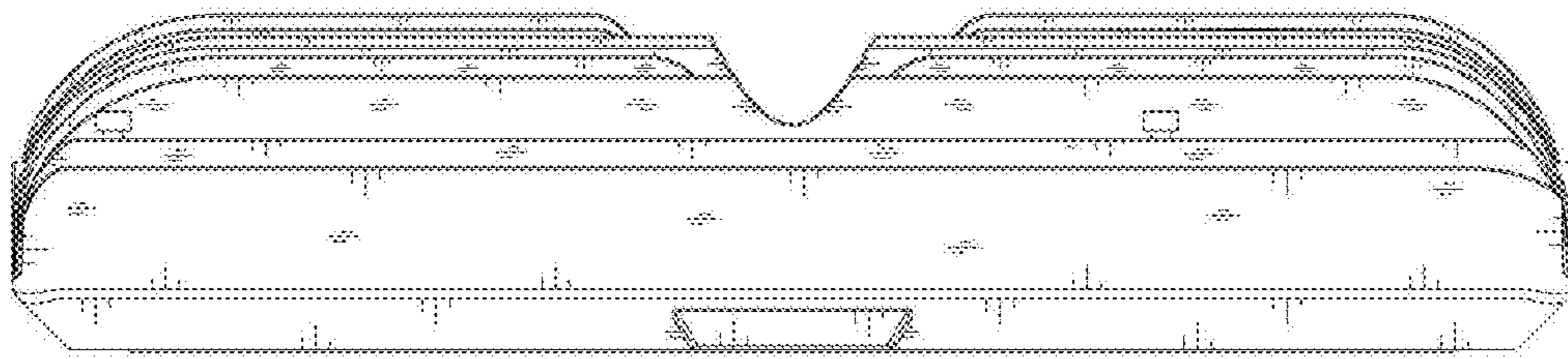


FIG. 8

