



US00D961833S

(12) **United States Design Patent**  
**Moroni**

(10) **Patent No.:** **US D961,833 S**

(45) **Date of Patent:** **\*\* Aug. 23, 2022**

(54) **PENDANT LIGHT**

(71) Applicant: **AXO LIGHT S.R.L.**, Scorzè (IT)

(72) Inventor: **Sara Moroni**, Chiuduno (IT)

(73) Assignee: **AXO LIGHT S.R.L.**, Scorzè (IT)

(\*\*) Term: **15 Years**

(21) Appl. No.: **29/716,941**

(22) Filed: **Dec. 13, 2019**

(30) **Foreign Application Priority Data**

Jun. 13, 2019 (WO) ..... DM/202061

(51) **LOC (13) Cl.** ..... **26-05**

(52) **U.S. Cl.**  
USPC ..... **D26/72**

(58) **Field of Classification Search**  
USPC ..... D26/24, 60, 61, 63, 65, 67, 68, 69, 72,  
D26/76, 80–82, 85–87, 90, 93, 102,  
D26/106–108, 131

CPC .... F21S 8/00; F21S 8/033; F21S 8/036; F21S  
8/085; F21S 8/086; F21S 6/00; F21S  
6/002; F21S 6/003; F21S 6/004; F21S  
6/005; F21S 6/006; F21S 6/008

See application file for complete search history.

(56) **References Cited**

**U.S. PATENT DOCUMENTS**

D30,149 S \* 2/1899 Williams ..... D26/72  
D210,618 S \* 3/1968 Sonneman ..... D26/65  
D500,877 S \* 1/2005 Sonneman ..... D26/71  
D729,431 S \* 5/2015 Miller ..... D26/88  
D739,070 S \* 9/2015 Wilson ..... D26/104  
D799,736 S \* 10/2017 Hendifar ..... D26/88

D836,822 S \* 12/2018 Crocker ..... D26/107  
D913,573 S \* 3/2021 Hendifar ..... D26/107  
D949,458 S \* 4/2022 Wagell ..... D26/104

**OTHER PUBLICATIONS**

Axo Light S.R.L. (available online) Retrieved from the internet Apr. 20, 2022 from URL: [https://www.lightology.com/index.php?module=prod\\_detail&prod\\_id=817833](https://www.lightology.com/index.php?module=prod_detail&prod_id=817833).\*

Float (available online Jul. 20, 2018) Retrieved from the internet Apr. 20, 2022 from URL: [https://issuu.com/mondiale/docs/3d2018\\_digital\\_issuu](https://issuu.com/mondiale/docs/3d2018_digital_issuu).\*

\* cited by examiner

*Primary Examiner* — Richard Kearney

(74) *Attorney, Agent, or Firm* — Mark M. Friedman

(57) **CLAIM**

The ornamental design for pendant light, as shown and described.

**DESCRIPTION**

FIG. 1 is a perspective view of a pendant light showing my new design;

FIG. 2 is a front view thereof;

FIG. 3 is a rear view thereof;

FIG. 4 is a left side view thereof;

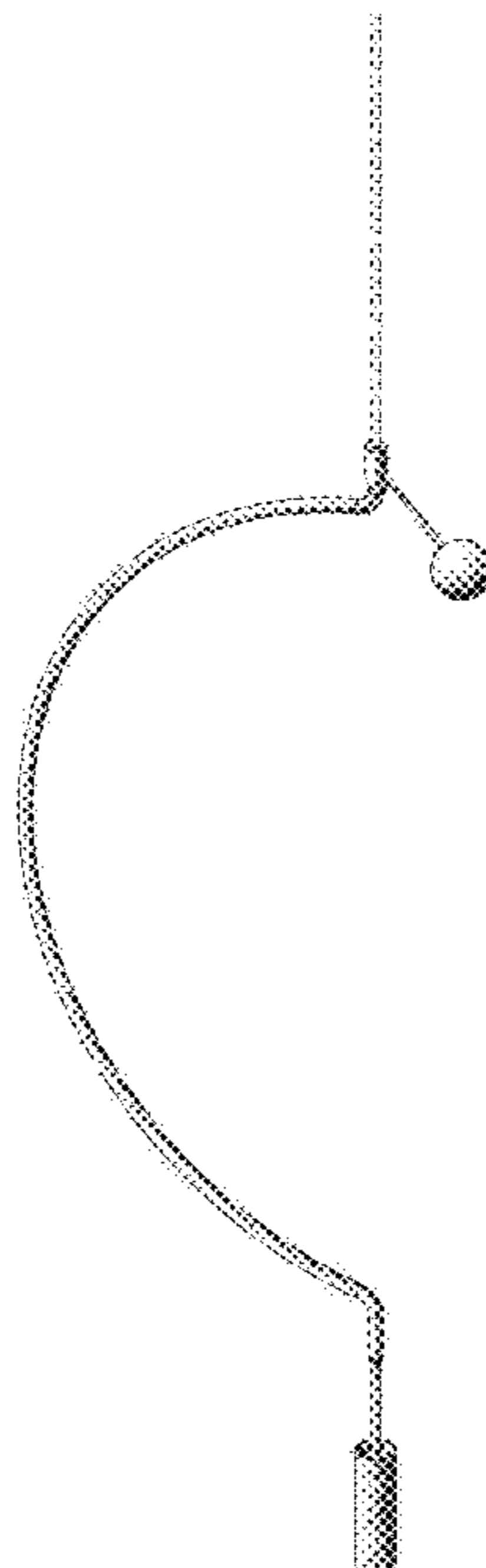
FIG. 5 is a right side view thereof;

FIG. 6 is a bottom view thereof; and,

FIG. 7 is a top view thereof.

The broken lines in the figures show portions of the pendant light which form no part of the claimed design.

**1 Claim, 7 Drawing Sheets**



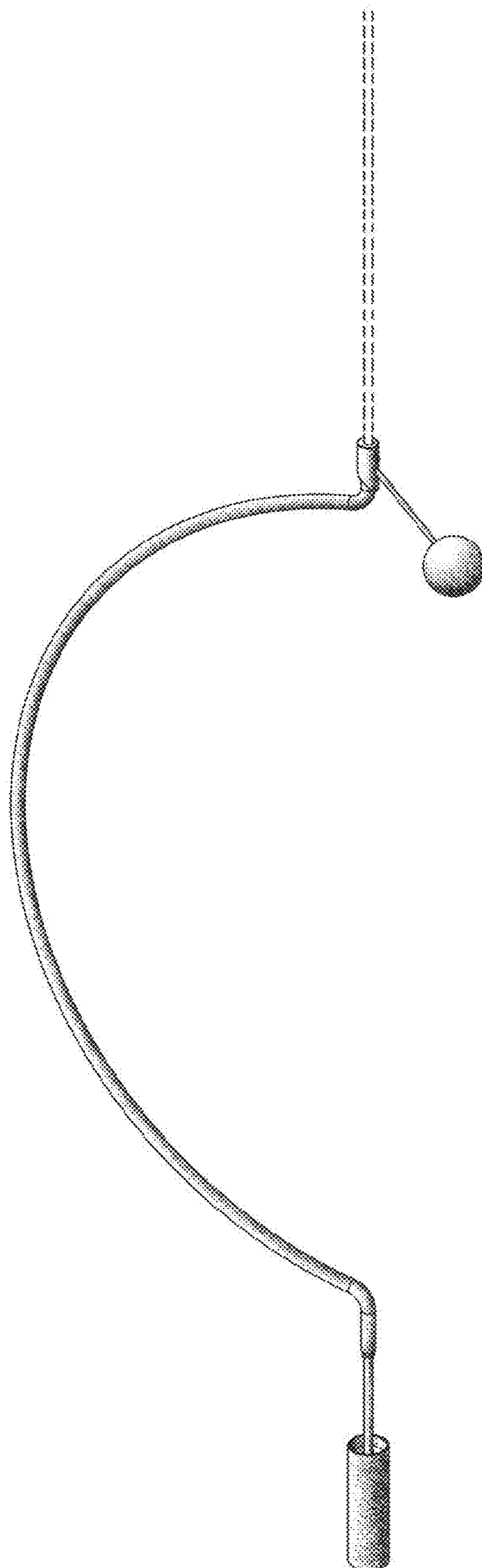


Fig. 1

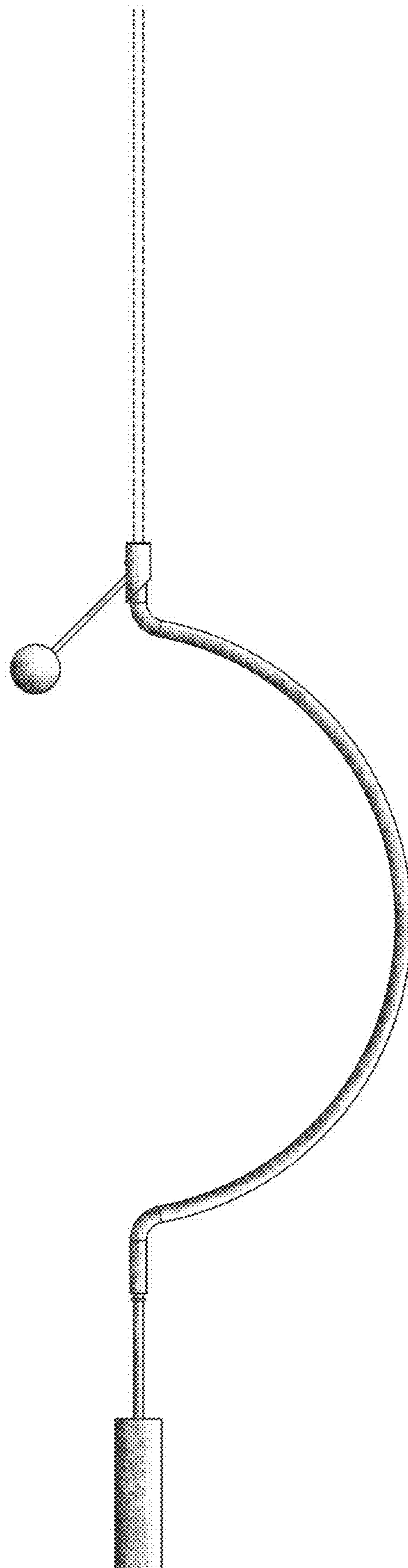


Fig. 2

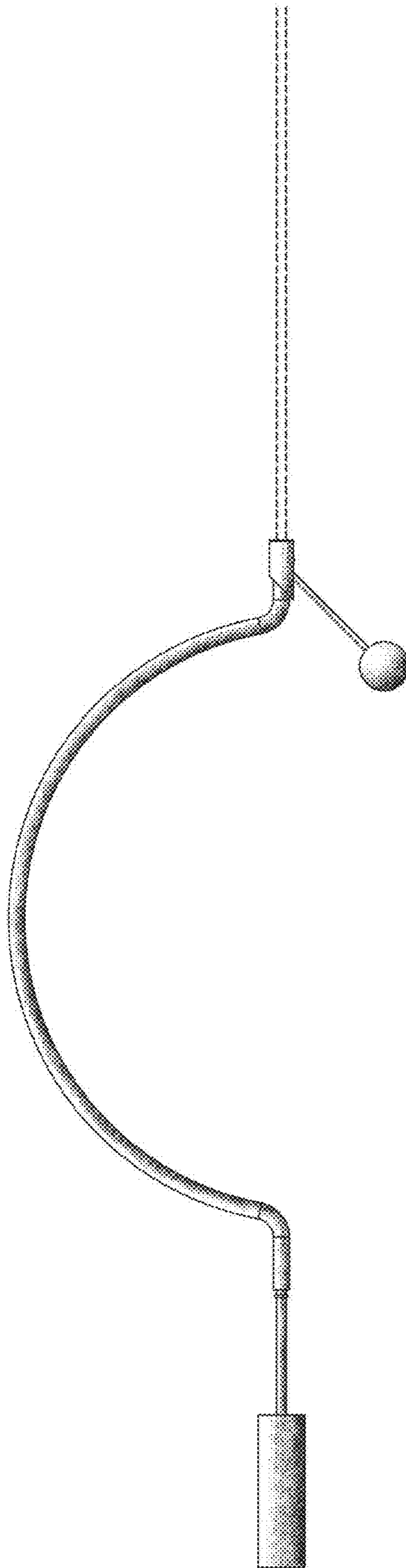


Fig. 3




Fig. 4

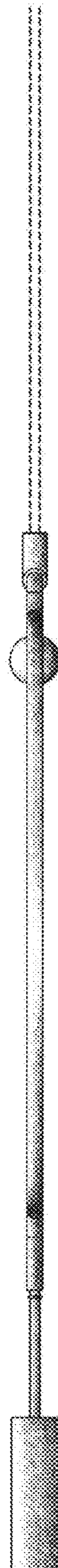


Fig. 5

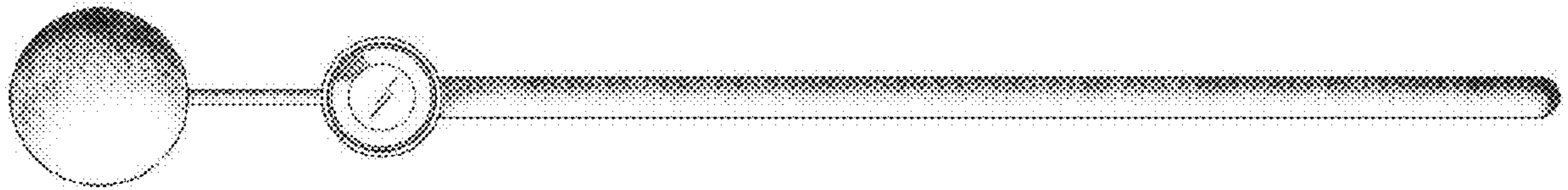


Fig. 6

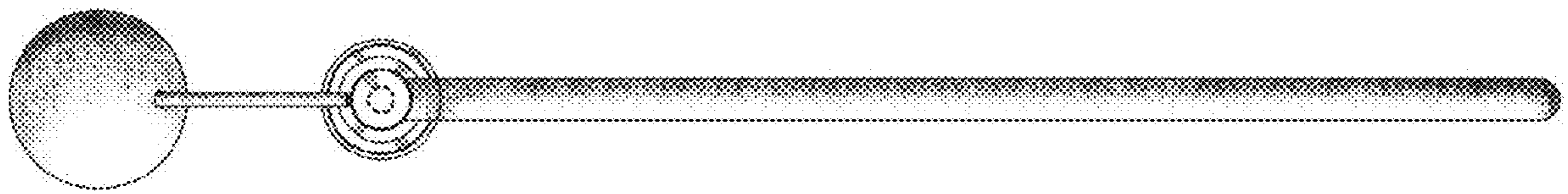


Fig. 7