



US00D961813S

(12) **United States Design Patent** (10) **Patent No.:** **US D961,813 S**  
**Stocks et al.** (45) **Date of Patent:** **\*\* Aug. 23, 2022**

(54) **ARCHITECTURAL PANEL**  
(71) Applicant: **Smith & Fong Co**, Novato, CA (US)  
(72) Inventors: **Donald Angus Stocks**, Novato, CA (US); **Robin Reigi**, Staten Island, NY (US)  
(73) Assignee: **SMITH & FONG COMPANY**, Novato, CA (US)  
(\*\*) Term: **15 Years**  
(21) Appl. No.: **29/816,478**  
(22) Filed: **Nov. 22, 2021**

**Related U.S. Application Data**

(62) Division of application No. 29/713,731, filed on Nov. 18, 2019, now Pat. No. Des. 939,735.  
(51) **LOC (13) Cl.** ..... **25-01**  
(52) **U.S. Cl.**  
USPC ..... **D25/138**  
(58) **Field of Classification Search**  
USPC ..... D25/119–125, 138, 139, 141–144, D25/159–162, 164  
CPC .... E04D 1/02; E04D 1/06; E04D 1/18; E04D 1/24; E04D 1/26; E04D 1/265; E04D 2003/3617; E04D 3/00; E04D 3/02; E04D 3/04; E04D 3/16; E04D 3/361; E04D 3/368; E04F 13/00; E04F 13/007; E04F 13/072; E04F 13/074; E04F 13/075; E04F 13/076; E04F 13/078; E04F 13/08; E04F 13/26

See application file for complete search history.

(56) **References Cited**  
U.S. PATENT DOCUMENTS  
3,674,620 A \* 7/1972 McCarthy et al. .... B32B 23/06 D25/119  
D939,733 S \* 12/2021 Stocks ..... D25/138  
D939,734 S \* 12/2021 Stocks ..... D25/138  
D939,735 S \* 12/2021 Stocks ..... D25/138  
D940,910 S \* 1/2022 Stocks ..... D25/138

\* cited by examiner  
*Primary Examiner* — Llorelys Martinez  
(74) *Attorney, Agent, or Firm* — Steven R. Vosen


(57) **CLAIM**

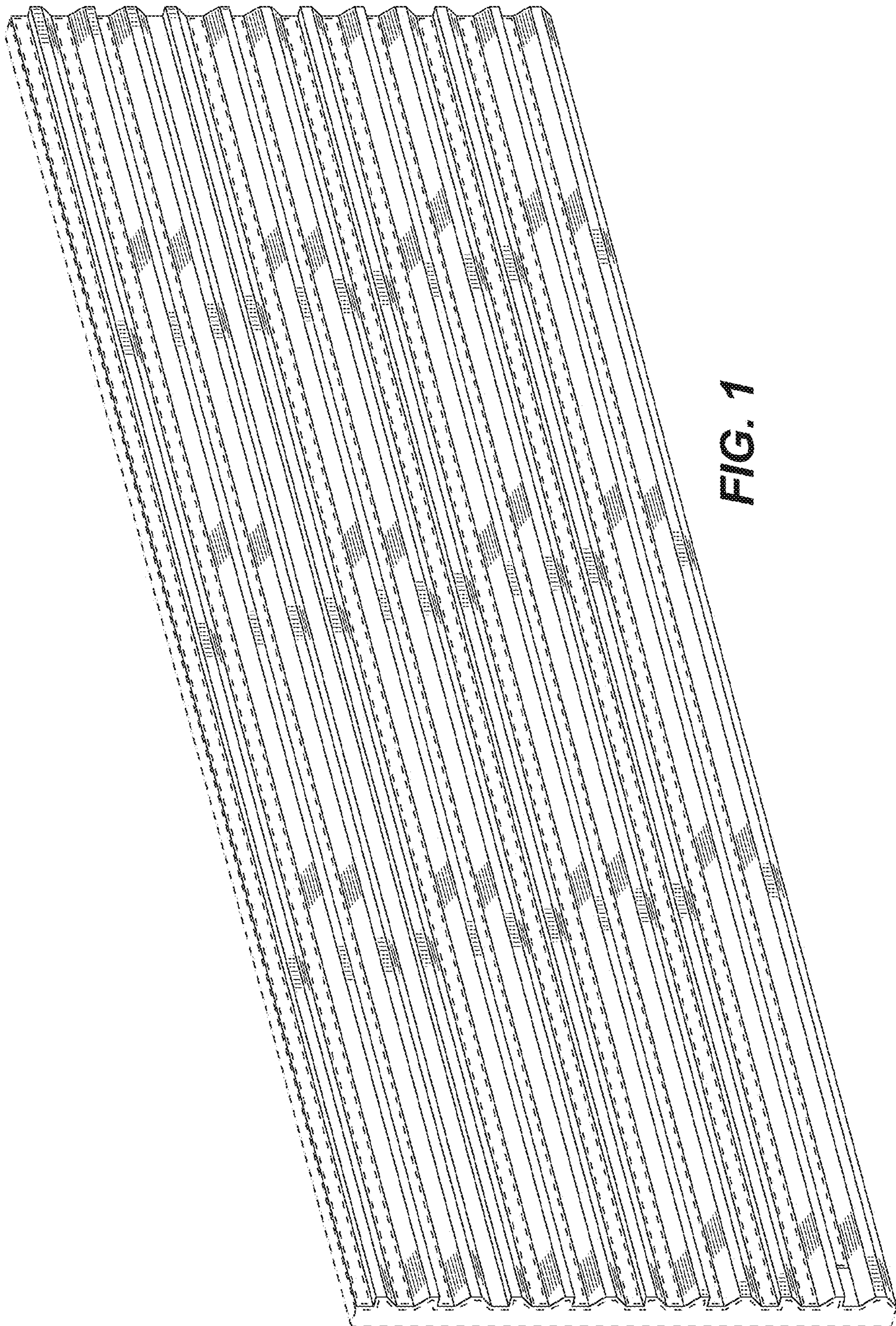
We claim the ornamental design for an architectural panel, as shown and described.

**DESCRIPTION**

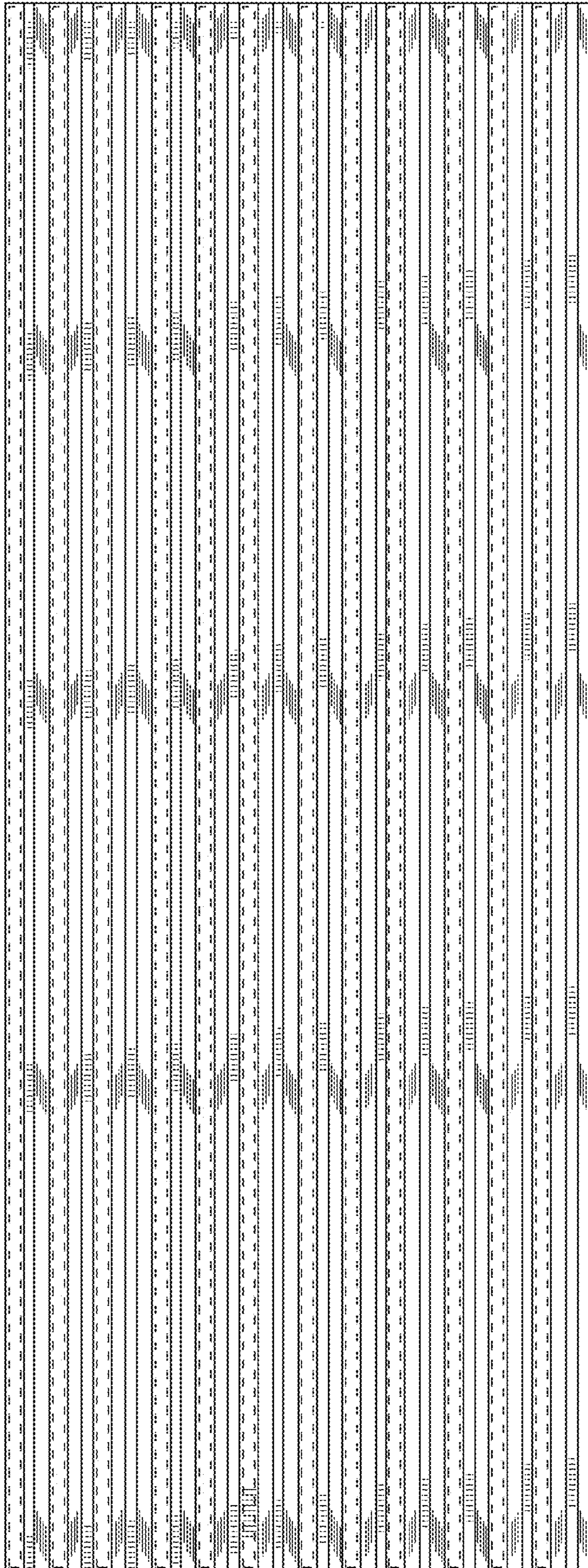
FIG. 1 is an upper front left perspective view of an architectural panel showing our new design; FIG. 2 is a front elevational view thereof; FIG. 3 is a left side elevational view thereof, the right side elevational view being a mirror image thereof; FIG. 4 is a top plan view thereof; and, FIG. 5 is a bottom plan view thereof. The broken lines in the drawings represent portions of the architectural panel that form no part of the claimed design.

**1 Claim, 4 Drawing Sheets**






**FIG. 1**



**FIG. 2**



**FIG. 3**



**FIG. 4**



**FIG. 5**