



US00D961803S

(12) **United States Design Patent** (10) **Patent No.:** **US D961,803 S**
Altieri, Jr. (45) **Date of Patent:** **** Aug. 23, 2022**

(54) **WINDOW SCREEN**
(71) Applicant: **Flexscreen, LLC**, Murrysville, PA (US)
(72) Inventor: **Joseph A. Altieri, Jr.**, Pittsburgh, PA (US)
(**) Term: **15 Years**
(21) Appl. No.: **29/773,024**

2012/0080153 A1* 4/2012 Croteau E06B 7/03
160/181
2014/0290160 A1* 10/2014 Altieri, Jr. E06B 9/521
52/203
2014/0290873 A1* 10/2014 Altieri, Jr. E06B 9/0692
160/105
2014/0290880 A1* 10/2014 Altieri, Jr. E06B 9/521
160/369
2016/0090780 A1* 3/2016 Altieri, Jr. E06B 9/0692
29/426.6
2016/0265274 A1* 9/2016 Rapp E06B 9/52
2022/0056760 A1* 2/2022 Altieri, Jr. E06B 9/52

(22) Filed: **Mar. 5, 2021**
(51) **LOC (13) Cl.** **25-01**
(52) **U.S. Cl.**
USPC **D25/48.8**
(58) **Field of Classification Search**
USPC D6/300; D25/48.1, 48.7, 48.8
CPC . E06B 9/0692; E06B 9/24; E06B 9/52; E06B
9/521; E06B 9/522; E06B 3/26; E06B
3/30; E06B 7/02
See application file for complete search history.

OTHER PUBLICATIONS

FlexScreen on Shark Tank Season 11 Episode 10 Air Date Jan. 5, 2020 <https://flexscreen.com/shark-tank/> Jan. 5, 2020 (Year: 2020).*

* cited by examiner

Primary Examiner — Leanne Was-Englehart
(74) *Attorney, Agent, or Firm* — Dinsmore & Shohl LLP

(56) **References Cited**

U.S. PATENT DOCUMENTS

D37,307 S * 1/1905 Collins D6/300
D518,577 S * 4/2006 Bunting D25/48.8
D634,413 S * 3/2011 Wallace D25/48.8
D666,308 S * 8/2012 Sanchez D25/48.8
D707,368 S * 6/2014 Sanders-Carroll D25/48.8
D707,369 S * 6/2014 Alexander D25/48.8
9,234,388 B2 * 1/2016 Altieri, Jr. E06B 9/522
D757,299 S * 5/2016 Altieri, Jr. D25/48.8
D809,159 S * 1/2018 Alexander D25/48.8
D880,726 S * 4/2020 Shen D25/48.8
D891,642 S * 7/2020 Jackson D25/48.8
2007/0034343 A1 * 2/2007 Zahka E06B 9/24
160/371


(57) **CLAIM**

What I claim is the ornamental design for a window screen, substantially as shown and described.

DESCRIPTION

FIG. 1 is a perspective view of a window screen showing my new design;
FIG. 2 is a front elevational view thereof;
FIG. 3 is a left side elevational view thereof;
FIG. 4 is a right side elevational view thereof;
FIG. 5 is a bottom plan view thereof;
FIG. 6 is a top plan view thereof; and,
FIG. 7 is a rear elevational view thereof.

1 Claim, 5 Drawing Sheets






FIG. 1




FIG. 2



FIG. 3




FIG. 4




FIG. 5



FIG. 6




FIG. 7