

US00D961802S

(12) **United States Design Patent**
Elze et al.

(10) **Patent No.:** **US D961,802 S**
(45) **Date of Patent:** **** Aug. 23, 2022**

(54) **INTERLOCKING WATER-FILLABLE FLOOD BARRIER**

(71) Applicants: **Devra Elze**, Lafayette, CA (US);
Elizma Kemp, Lafayette, CA (US)

(72) Inventors: **Devra Elze**, Lafayette, CA (US);
Elizma Kemp, Lafayette, CA (US)

(**) Term: **15 Years**

(21) Appl. No.: **29/765,562**

(22) Filed: **Jan. 8, 2021**

(51) **LOC (13) Cl.** **25-02**

(52) **U.S. Cl.**
USPC **D25/38.1**

(58) **Field of Classification Search**
USPC D23/200; D25/38.1, 164, 199
CPC E02B 3/108; E02B 3/127; E02B 7/005
See application file for complete search history.

(56) **References Cited**

U.S. PATENT DOCUMENTS

4,103,496	A	8/1978	Colamussi	
4,799,821	A	1/1989	Brodersen	
4,981,392	A	1/1991	Taylor	
5,125,767	A	6/1992	Dooleage	
D353,466	S *	12/1994	McCue	D25/38.1
5,865,564	A	2/1999	Miller	
6,126,362	A	10/2000	Carter	
6,164,870	A	12/2000	Baruh	
6,186,701	B1	2/2001	Kempers	
6,296,420	B1	10/2001	Garbiso	
6,364,571	B1	4/2002	Doolaege	
6,481,928	B1	11/2002	Doolaege	
6,641,329	B1 *	11/2003	Clement	E02B 3/108 405/115
6,726,405	B1	4/2004	Rrheim	
6,783,300	B2	8/2004	Doolaege	
D510,772	S *	10/2005	Newland	D25/58
7,114,879	B2	10/2006	Obermeyer	
7,121,764	B2	10/2006	Rrheim	

7,762,742	B1	7/2010	Smith	
8,840,338	B2	9/2014	Mills	
9,260,830	B2	2/2016	Schneider	
9,297,133	B2	3/2016	Mills	
9,297,134	B1	3/2016	Dancer	
9,688,468	B1 *	6/2017	Pethtel	E02B 3/106
9,828,736	B2	11/2017	Doolaege	

(Continued)

OTHER PUBLICATIONS

Diversion Tube—Aire Environmental https://www.aireenvironmental.com/product/diversion-tube/?attribute_pa_size=9x25&gclid=EAlalQobChMI7reOoNjm9wIVrwOzAB0txQSKEAQYCCABEgJV2PD_BwE Oct. 2020 (Year: 2020).*

(Continued)

Primary Examiner — Leanne Was-Englehart
(74) *Attorney, Agent, or Firm* — Quickpatents, LLC;
Kevin Prince


(57) **CLAIM**

The ornamental design for an interlocking water-fillable flood barrier, as shown and described.

DESCRIPTION

FIG. 1 is a perspective view of an interlocking water-fillable flood barrier, showing our new design; FIG. 2 is an enlarged perspective view thereof; FIG. 3 is a front elevational view of FIG. 2; FIG. 4 is a rear elevational view of FIG. 2; FIG. 5 is a top plan view of FIG. 2; FIG. 6 is a bottom plan view of FIG. 2; FIG. 7 is a left-side elevational view of FIG. 2; and, FIG. 8 is a right-side elevational view of FIG. 2. The broken lines showing a garage door in FIG. 1 depict environmental matter and form no part of the claimed design. The broken lines in FIGS. 7 and 8 depict portions of the water-fillable flood barrier that form no part of the claimed design.

1 Claim, 4 Drawing Sheets



(56)

References Cited

U.S. PATENT DOCUMENTS

10,400,408 B2 9/2019 Abeles
D887,020 S * 6/2020 Phelps D10/113.3
2002/0110424 A1 8/2002 Page
2003/0118407 A1 6/2003 Gertz
2004/0047688 A1 3/2004 Clement
2005/0260038 A1 11/2005 Sousa Costa
2007/0237586 A1 10/2007 Prestininzi
2007/0243021 A1 10/2007 Tyler
2010/0003081 A1 1/2010 Doolaege
2010/0150656 A1 6/2010 Feldman
2015/0368868 A1 12/2015 Miller
2020/0179828 A1 6/2020 Zock

OTHER PUBLICATIONS

HydraBarrier ACE YouTube <https://www.youtube.com/watch?v=y275tH604o4> Apr. 27, 2015 (Year: 2015).*

Floodworx YouTube <https://www.youtube.com/watch?v=Fna86WdEkNM> Jan. 27, 2021 (Year: 2021).*

Floodworx <https://web.archive.org/web/20210602025810/https://www.floodworx.com/#comp-klwdzly> Jun. 2, 2021 (Year: 2021).*

* cited by examiner

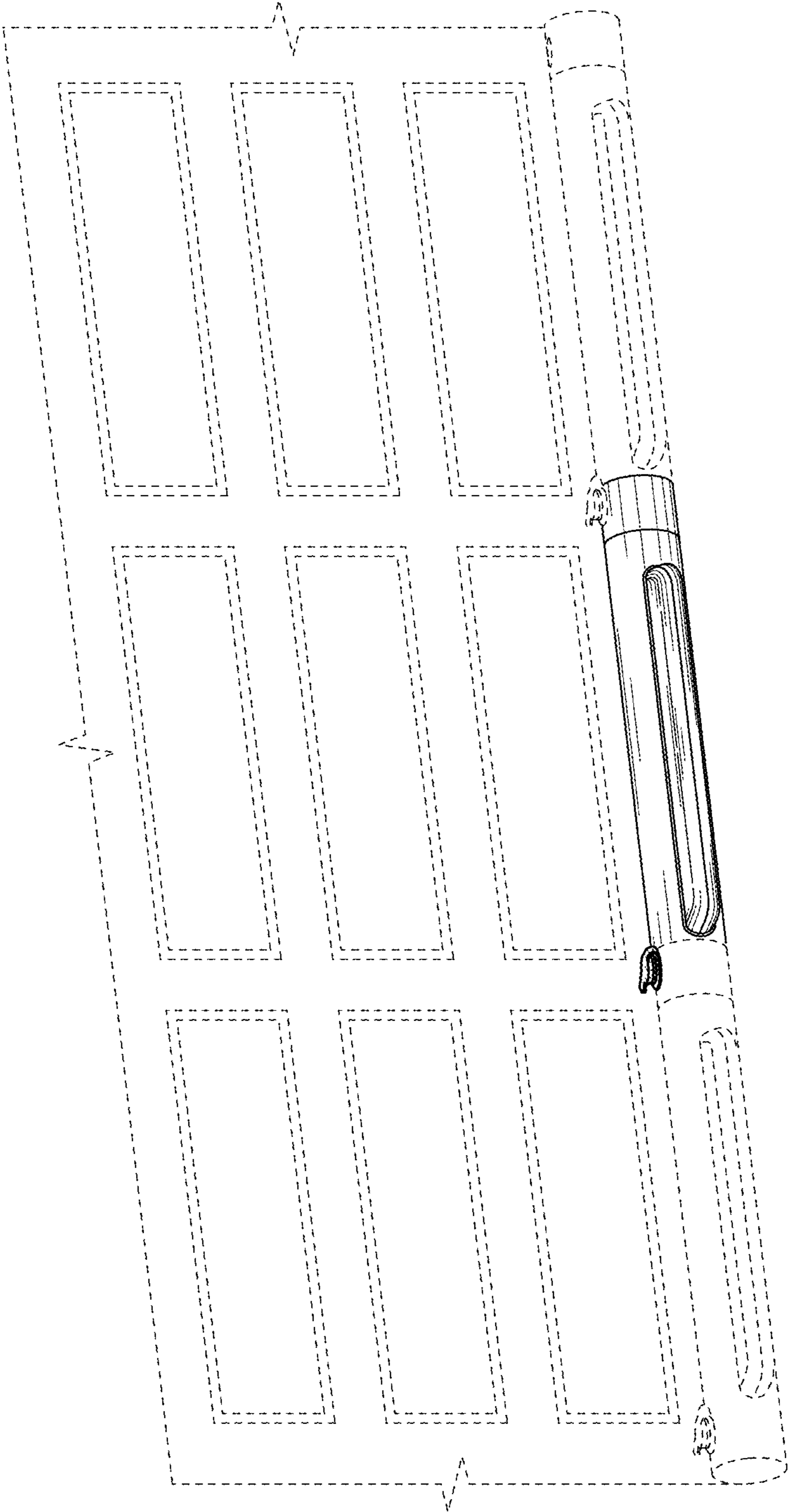


FIG. 1

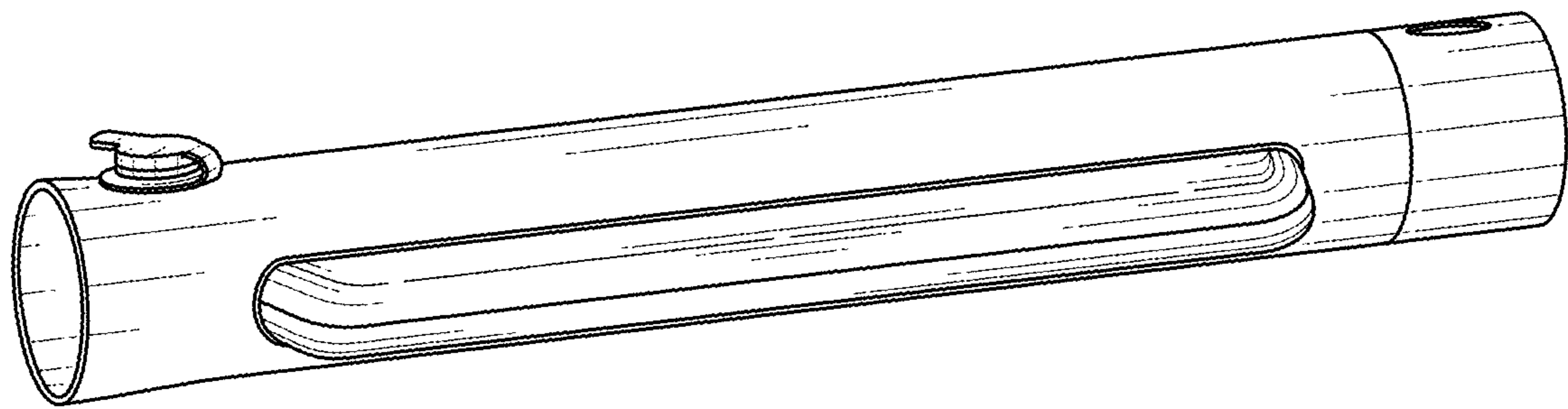


FIG. 2

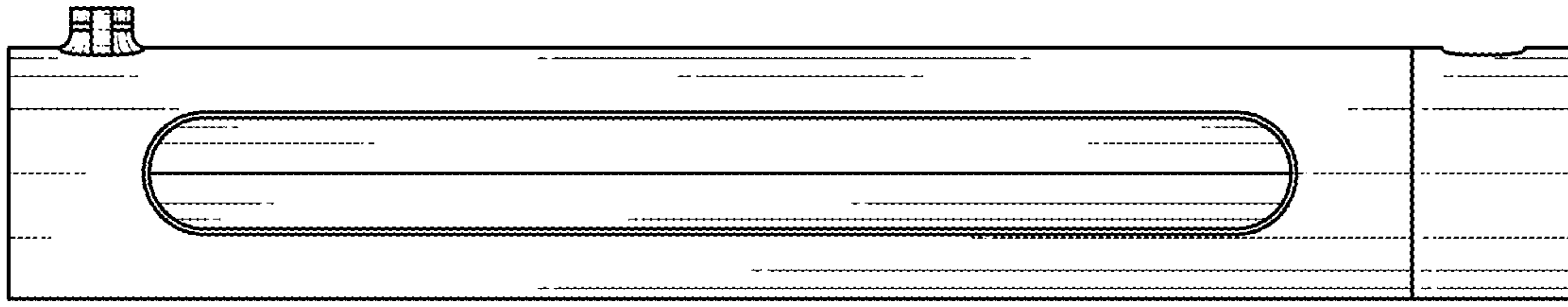


FIG. 3

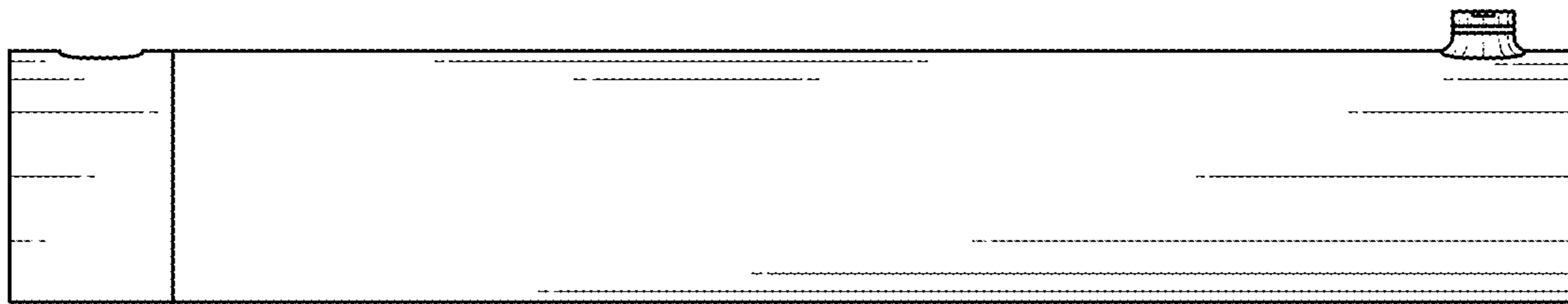


FIG. 4




FIG. 5

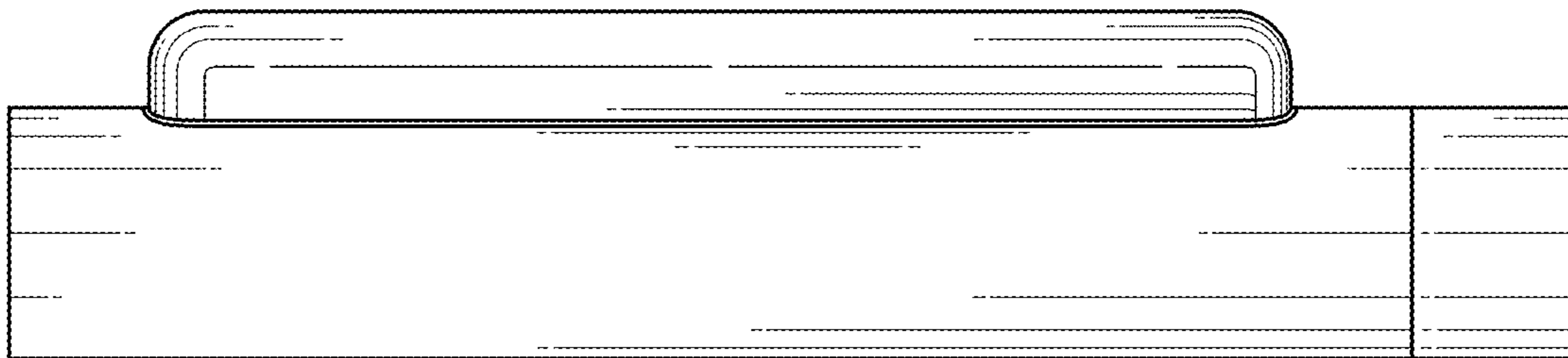


FIG. 6

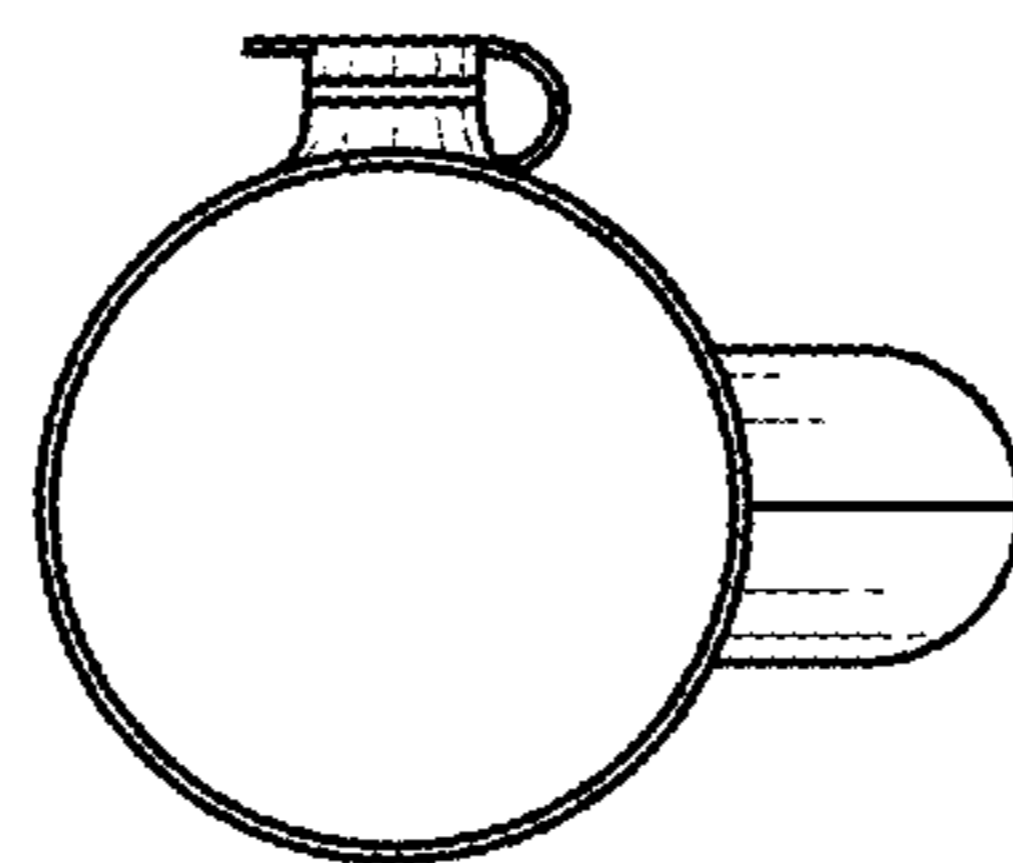


FIG. 7

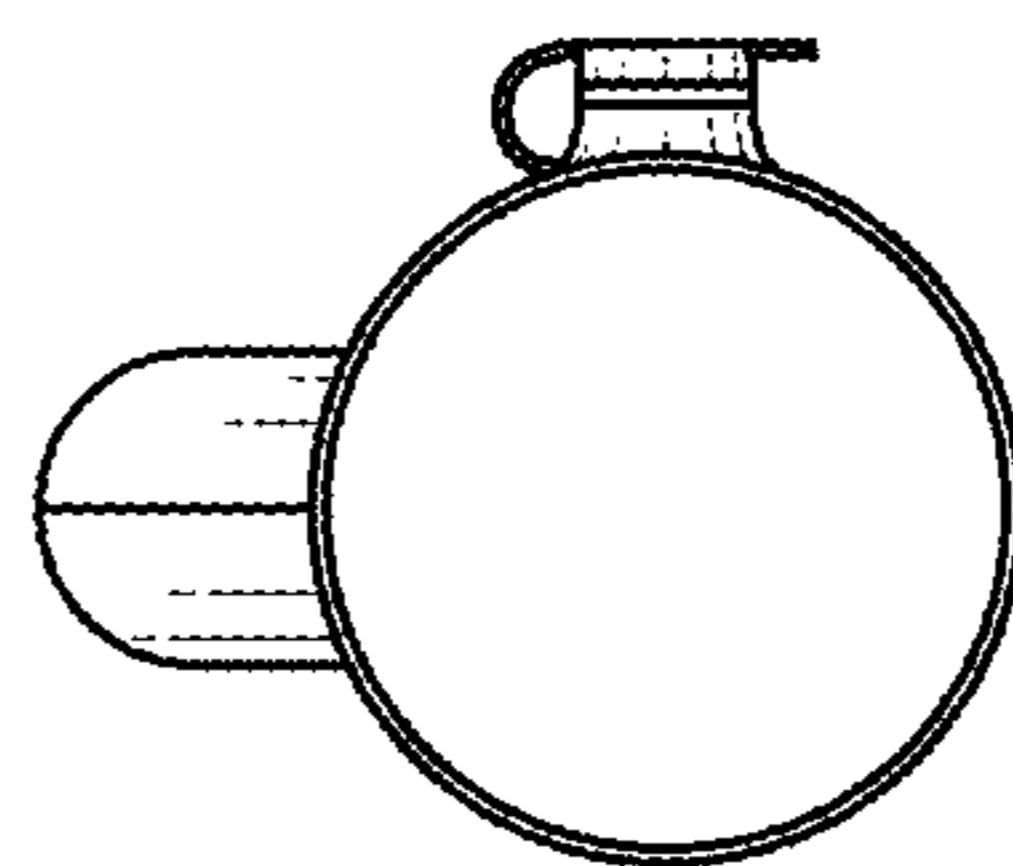


FIG. 8