



US00D961790S

(12) **United States Design Patent** (10) **Patent No.:** **US D961,790 S**
Sonoda et al. (45) **Date of Patent:** **** Aug. 23, 2022**

(54) **HAND WARMER**

(71) Applicant: **Kobayashi Pharmaceutical Co., Ltd.**,
Osaka (JP)

(72) Inventors: **Goro Sonoda**, Sanda (JP); **Tetsuya Maruyama**, Takarazuka (JP)

(73) Assignee: **Kobayashi Pharmaceutical Co., Ltd.**,
Osaka (JP)

(**) Term: **15 Years**

(21) Appl. No.: **29/806,401**

(22) Filed: **Sep. 2, 2021**

Related U.S. Application Data

(62) Division of application No. 35/508,896, filed on May 21, 2019 (U.S. filing date under 35 U.S.C. 384), and having an international filing date of May 21, 2019, now Pat. No. Des. 930,174.

Foreign Application Priority Data

(30) Nov. 21, 2018 (JP) 2018-025440
Nov. 21, 2018 (JP) 2018-025441
Nov. 21, 2018 (JP) 2018-025442
Nov. 21, 2018 (JP) 2018-025443
Nov. 21, 2018 (JP) 2018-025444
Nov. 21, 2018 (JP) 2018-025445
Nov. 21, 2018 (JP) 2018-025446

(51) **LOC (13) Cl.** **24-04**

(52) **U.S. Cl.**
USPC **D24/206**

(58) **Field of Classification Search**
USPC D24/207, 208, 189; D2/610
CPC A61F 7/02; A61F 7/03; A61F 7/034; A61F
2007/0036; A41D 13/081; A41D 13/0051;
A45C 3/14
See application file for complete search history.

(56) **References Cited**

U.S. PATENT DOCUMENTS

1,549,510 A * 8/1925 Schnitzler A61F 7/08
383/105
D154,277 S * 6/1949 Schnitzler D24/192
4,227,270 A * 10/1980 Rivera A45C 9/00
248/102
D258,155 S * 2/1981 Mathews 8/160
4,287,621 A * 9/1981 Kertz B60N 3/00
224/276
D270,320 S * 8/1983 Smith A47G 9/0253
D6/601

(Continued)

Primary Examiner — Calvin E Vansant

(74) *Attorney, Agent, or Firm* — Fitch, Even, Tabin & Flannery LLP


(57) **CLAIM**

We claim the ornamental design for a hand warmer, as shown and described.

DESCRIPTION

FIG. 1 is a perspective view of a hand warmer, showing our new design;
FIG. 2 is a front elevational view thereof;
FIG. 3 is a right side elevational view thereof, the left side elevational view being a mirror image thereof;
FIG. 4 is a rear elevational view thereof;
FIG. 5 is a bottom plan view thereof;
FIG. 6 is a cross-sectional view thereof taken along line 6-6 of FIG. 2;
FIG. 7 is an enlarged view of the section 7 in FIG. 3;
FIG. 8 is a top plan view thereof; and,
FIG. 9 is an in-use view thereof.
The broken lines depict environmental subject matter only and form no part of the claim. The dot-dash-dot broken lines define the bounds of the claimed design and form no part thereof.

1 Claim, 9 Drawing Sheets



US D961,790 S

Page 2

(56)

References Cited

U.S. PATENT DOCUMENTS

D295,079 S * 4/1988 Wagle D24/119
D315,845 S * 4/1991 Lafley 5/646
5,050,596 A * 9/1991 Walasek F25D 3/08
607/111
5,084,986 A * 2/1992 Usui A61F 7/03
126/204
5,603,727 A * 2/1997 Clark A61F 7/02
126/204
5,679,052 A * 10/1997 Rucki A61F 7/02
2/267
5,715,841 A * 2/1998 Utecht A61B 42/10
128/897
6,318,359 B1 * 11/2001 Schmidt F28D 20/028
126/263.03
D456,517 S * 4/2002 Kraska D24/189
D458,687 S * 6/2002 Dale D24/189
D545,441 S * 6/2007 Miyachika D24/189
D553,250 S * 10/2007 Juta D24/190
D564,721 S * 3/2008 Vinson D32/40
D650,085 S * 12/2011 Rucker D24/207
D683,040 S * 5/2013 Arsenault D24/206
D685,489 S * 7/2013 Nishioka D24/206
D687,558 S * 8/2013 Sonoda D24/206
D690,022 S * 9/2013 Sonoda D24/206
D699,052 S * 2/2014 Jalan A47G 9/0253
D6/601

8,721,700 B2 * 5/2014 Stuffel A61F 7/007
607/111
D746,996 S * 1/2016 Karlsson D24/189
D774,657 S * 12/2016 Landini D24/207
D783,227 S * 4/2017 Ledingham A41D 13/081
D2/610
9,671,133 B2 * 6/2017 Sonoda F24V 30/00
D825,071 S * 8/2018 Suzuki D24/206
10,172,738 B2 * 1/2019 Whitely A61F 7/02
D843,588 S * 3/2019 Slowey D24/189
D866,770 S * 11/2019 Hahn D24/189
D875,955 S * 2/2020 Turner D24/189
D885,597 S * 5/2020 Godfrey A63H 9/00
D24/206
D887,174 S * 6/2020 Bridgham D6/601
D890,355 S * 7/2020 Nordeen A47G 9/0253
D24/206
D896,546 S * 9/2020 Lowder D6/601
D904,794 S * 12/2020 Steinbock A47G 9/0253
D6/601
D905,473 S * 12/2020 Moule D6/602
2002/0124315 A1 * 9/2002 Clarke A63H 9/00
5/636
2007/0256679 A1 * 11/2007 Yim A61F 7/034
126/263.02
2008/0087271 A1 * 4/2008 Ajiri A61F 7/034
126/263.02
2012/0071955 A1 * 3/2012 Yockel A61F 7/02
607/114

* cited by examiner




FIG. 1

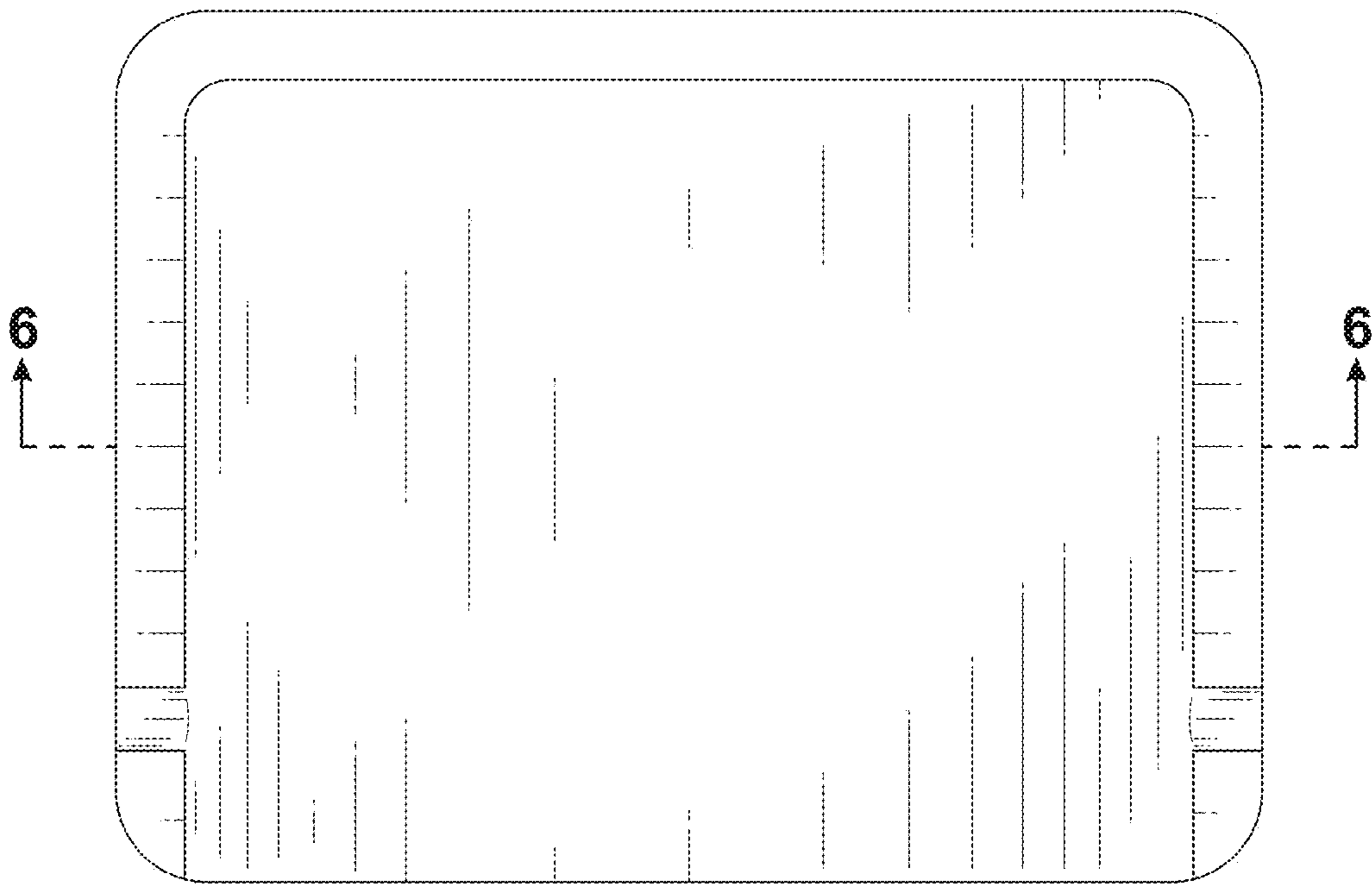


FIG. 2

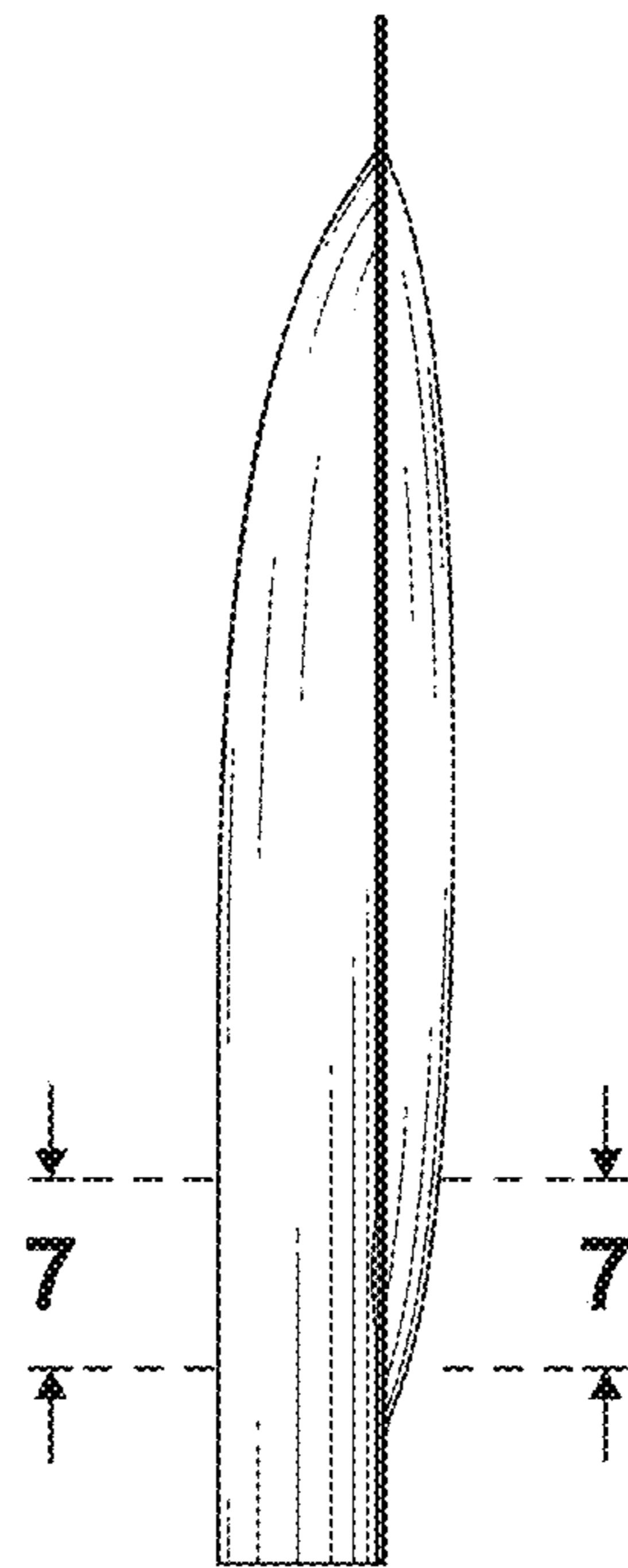


FIG. 3

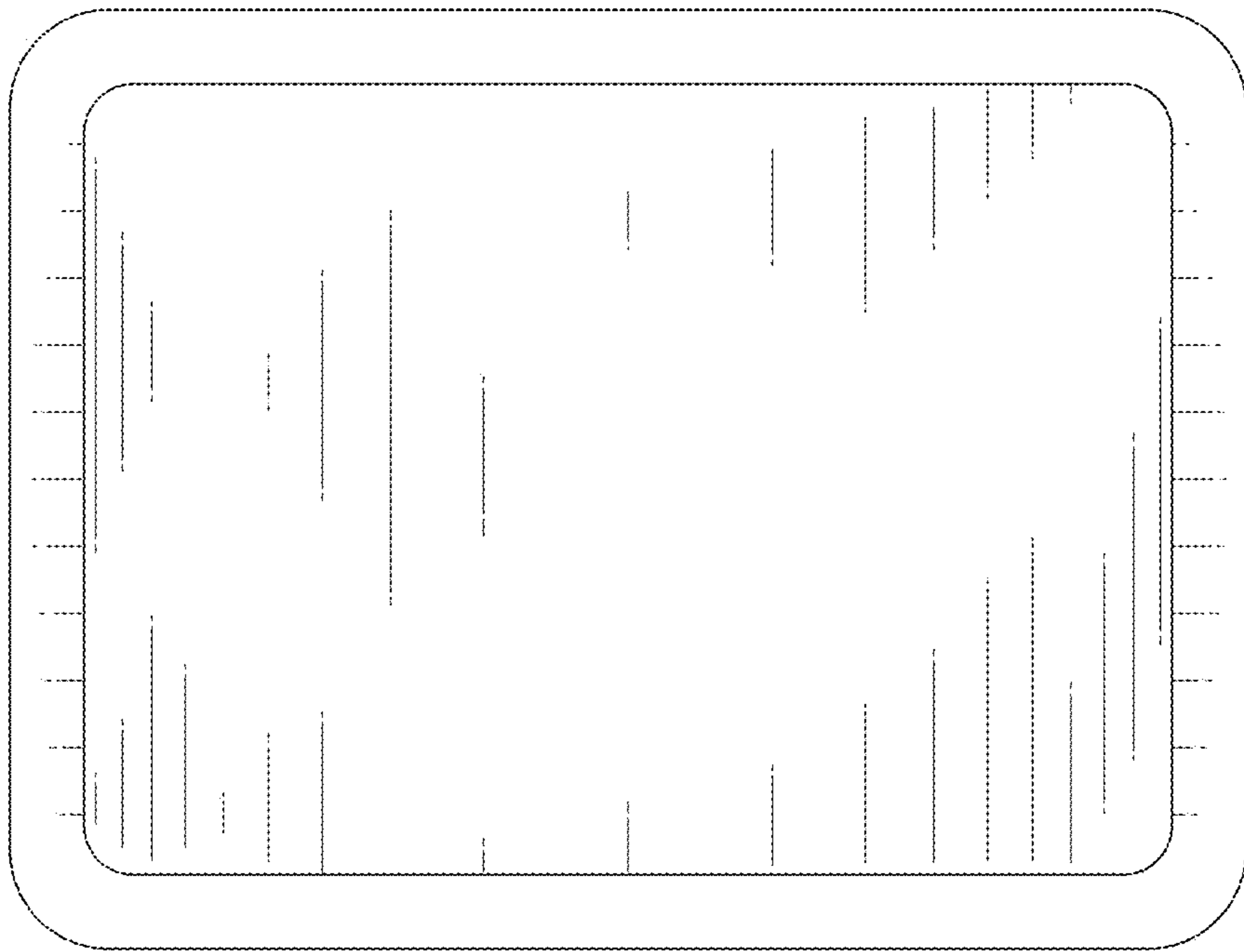


FIG. 4

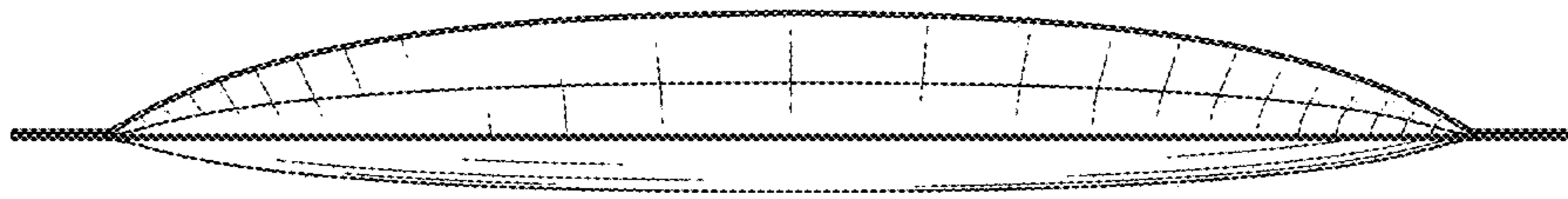


FIG. 5

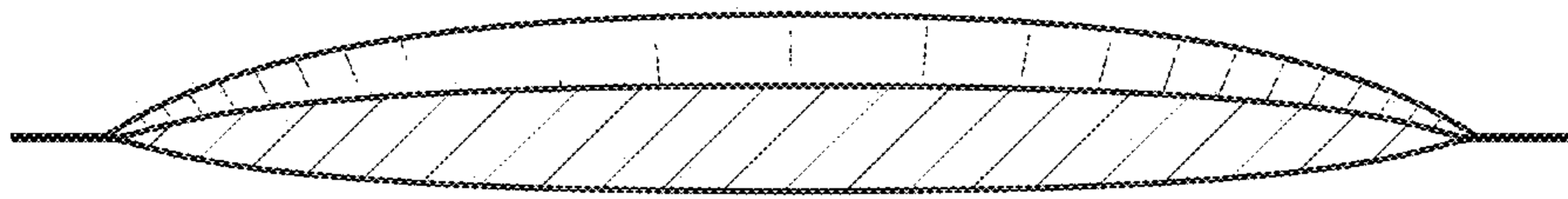


FIG. 6

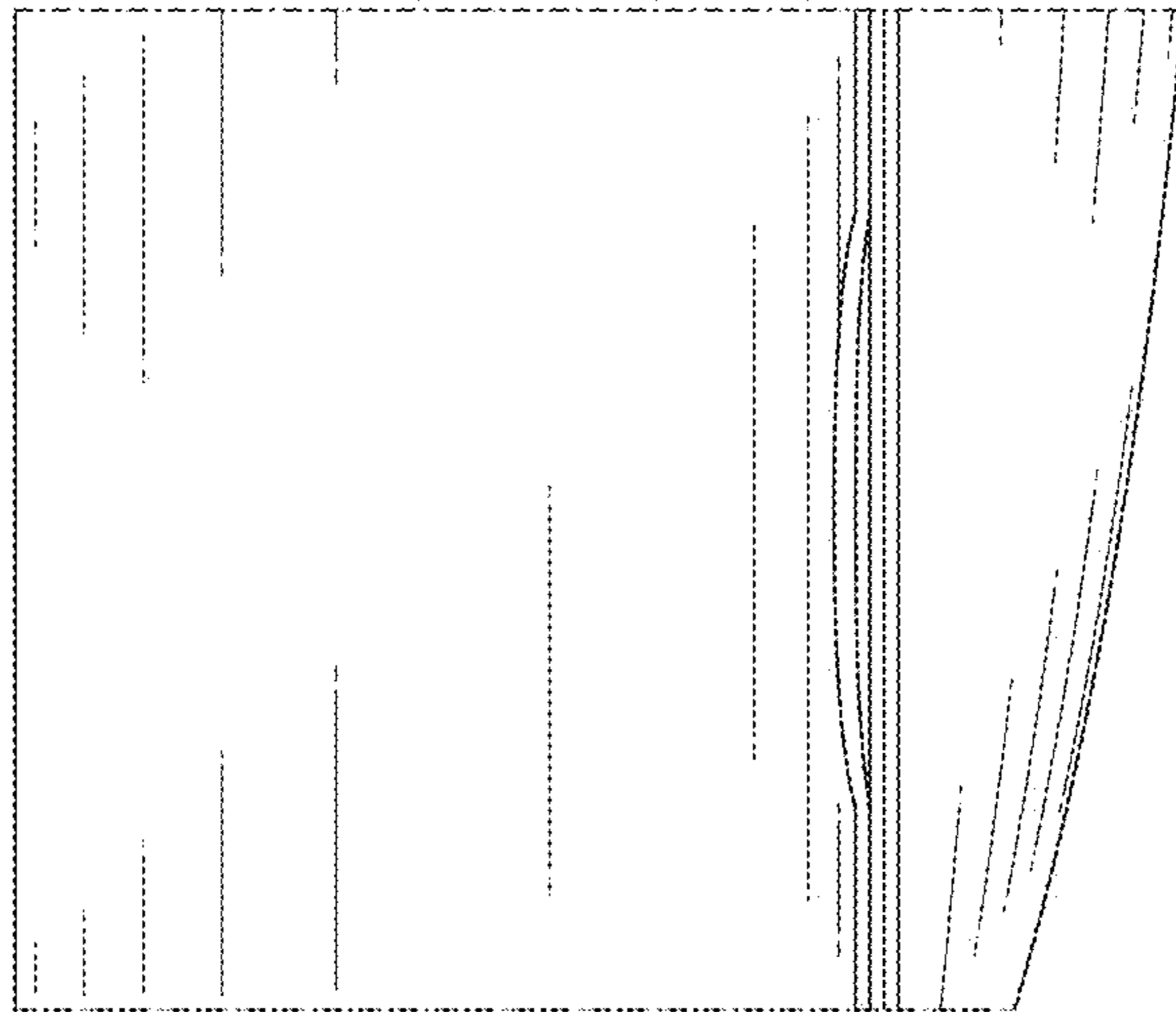


FIG. 7




FIG. 8

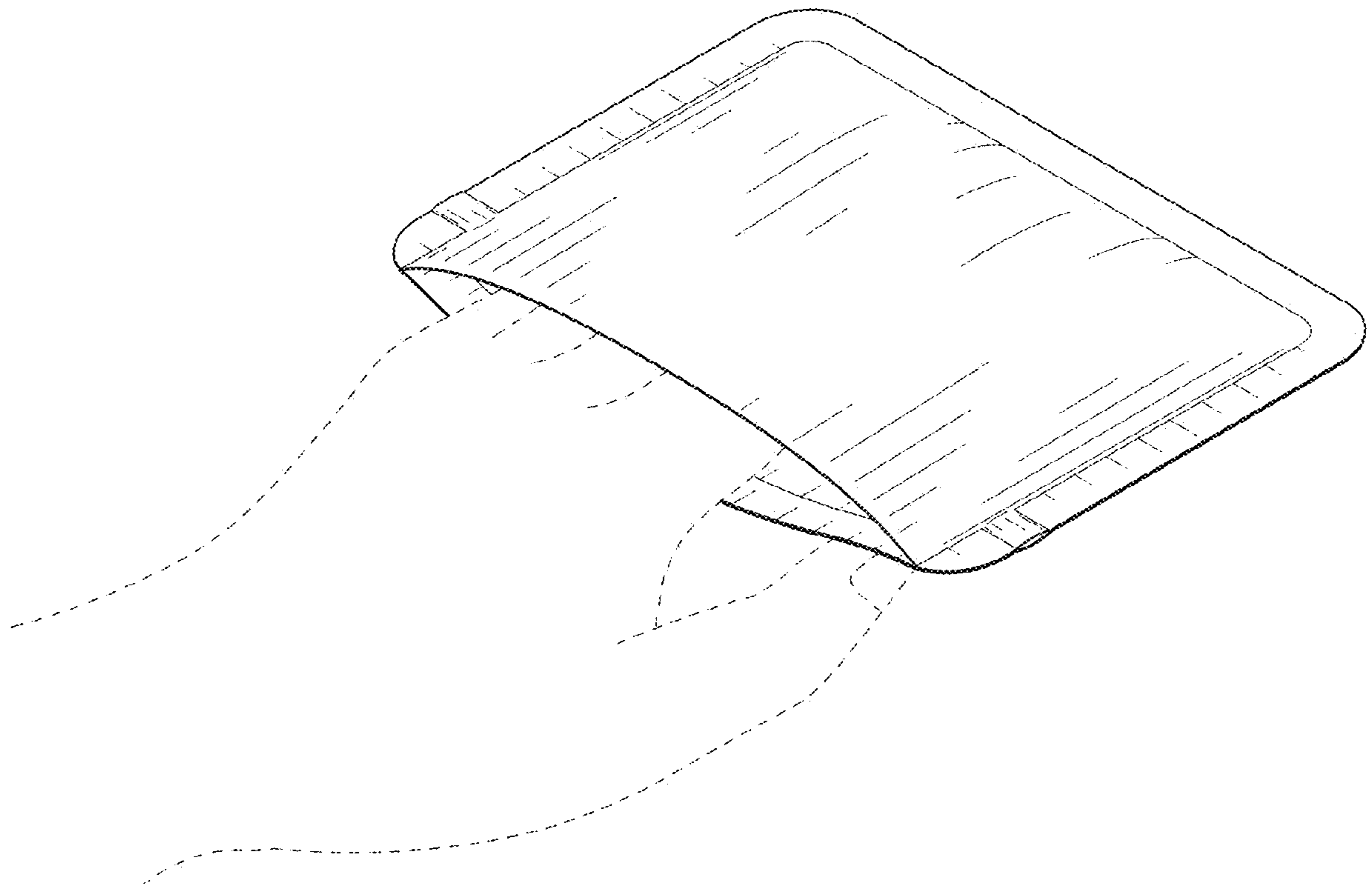


FIG. 9