



US00D961703S

(12) **United States Design Patent** (10) **Patent No.:** **US D961,703 S**  
**Chang** (45) **Date of Patent:** **\*\* Aug. 23, 2022**

- (54) **SLAT FOR SLAT-BELT TREADMILL**
- (71) Applicant: **REXON INDUSTRIAL CORP., LTD.**,  
Taichung (TW)
- (72) Inventor: **Yao Jen Chang**, Taichung (TW)
- (73) Assignee: **REXON INDUSTRIAL CORP., LTD.**,  
Taichung (TW)
- (\*\*) Term: **15 Years**
- (21) Appl. No.: **29/691,577**
- (22) Filed: **May 17, 2019**
- (51) **LOC (13) Cl.** ..... **21-02**
- (52) **U.S. Cl.**  
USPC ..... **D21/694**
- (58) **Field of Classification Search**  
USPC ..... D21/669, 694; 482/54  
CPC . A63B 22/02; A63B 22/0235; A63B 22/0023;  
A63B 22/0285; A63B 22/0214  
See application file for complete search history.

(56) **References Cited**

U.S. PATENT DOCUMENTS

9,901,767	B2 *	2/2018	Kuo	.....	A63B 22/0285
9,914,015	B2 *	3/2018	Astilean	.....	A63B 22/0221
10,010,748	B1 *	7/2018	Weinstein	.....	A63B 22/0285
D854,101	S *	7/2019	Kruse	.....	D21/669
10,478,666	B2 *	11/2019	Yoo	.....	A63B 22/0221
D875,856	S *	2/2020	Kruse	.....	D21/694
10,632,339	B2 *	4/2020	Chen	.....	A63B 21/0125
10,668,321	B2 *	6/2020	Yoo	.....	A63B 22/0285
D902,332	S *	11/2020	Kruse	.....	D21/669
D934,352	S *	10/2021	Li	.....	D21/669
2016/0144225	A1 *	5/2016	Dalebout	.....	A63B 22/02 482/54
2016/0367851	A1 *	12/2016	Astilean	.....	B62M 6/40

2017/0312566	A1 *	11/2017	Chang	.....	A63B 22/0285
2017/0312567	A1 *	11/2017	Chang	.....	A63B 22/0285
2018/0264315	A1 *	9/2018	Chen	.....	A63B 22/0221
2019/0060705	A1 *	2/2019	Yoo	.....	A63B 22/02
2019/0126093	A1 *	5/2019	Yoo	.....	A63B 21/4035
2021/0121737	A1 *	4/2021	Vujicic	.....	A63B 22/0285
2021/0394013	A1 *	12/2021	Fima	.....	A63B 71/0622
2021/0394014	A1 *	12/2021	Fima	.....	A63B 71/0622
2022/0096894	A1 *	3/2022	Astilean	.....	B62M 6/40

\* cited by examiner

Primary Examiner — Ryan Harvey

(74) Attorney, Agent, or Firm — Bacon & Thomas, PLLC

(57) **CLAIM**


The ornamental design for slat for slat-belt treadmill, as shown and described.

**DESCRIPTION**

FIG. 1 is a perspective view of the design for slat for slat-belt treadmill according to the present disclosure;  
 FIG. 2 is another perspective view of the design for slat for slat-belt treadmill according to the present disclosure;  
 FIG. 3 is a front elevational view thereof;  
 FIG. 4 is a rear elevational view thereof;  
 FIG. 5 is a left side elevational view thereof;  
 FIG. 6 is a right side elevational view thereof;  
 FIG. 7 is a bottom plan view thereof;  
 FIG. 8 is a top plan view thereof; and,  
 FIG. 9 is an enlarged cross-sectional view taken in the direction of line A-A of FIG. 7.

The broken lines shown in the drawings illustrate portions of the slat for slat-belt treadmill that form no part of the claimed design.

**1 Claim, 9 Drawing Sheets**



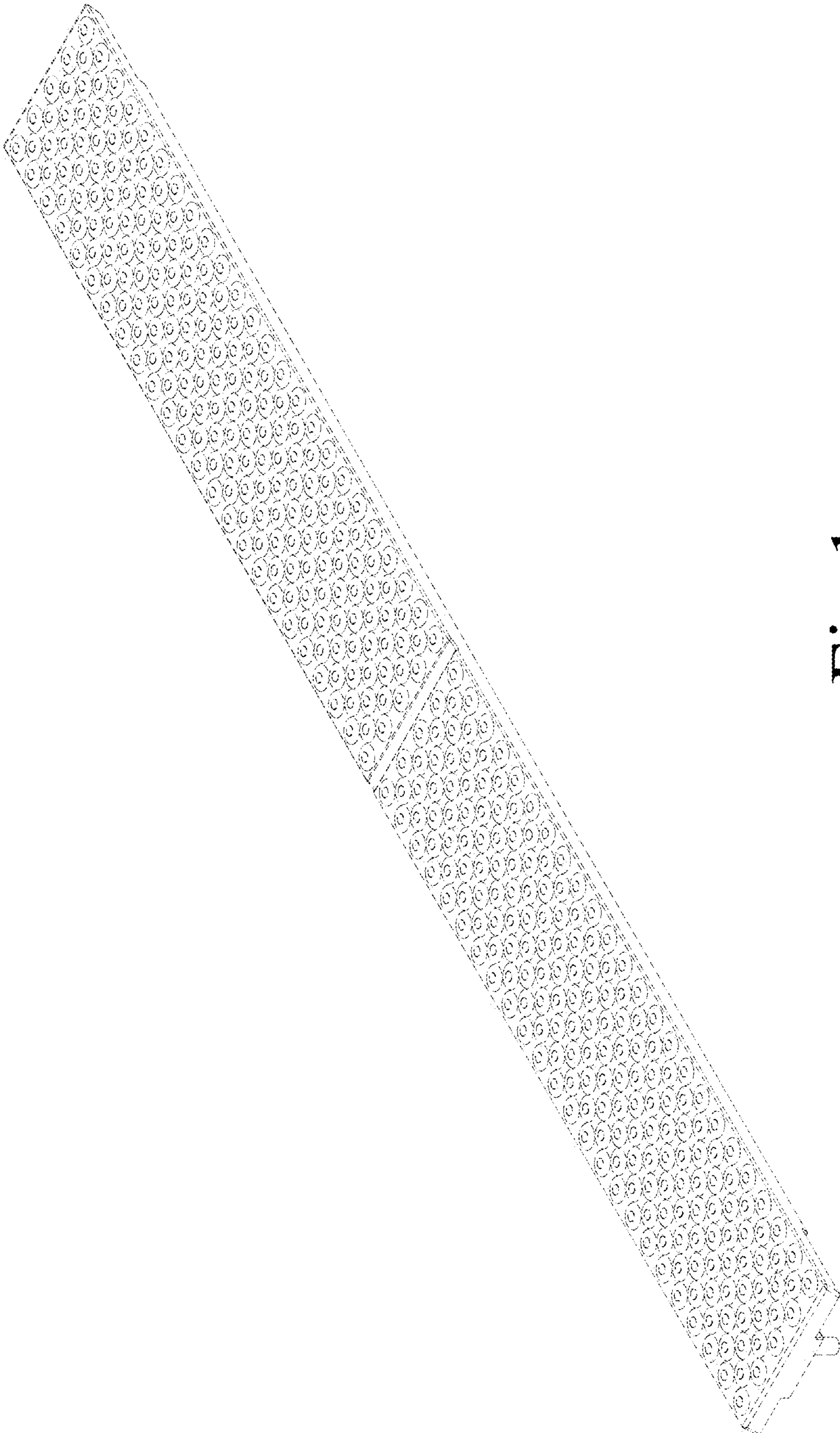


Fig. 1



Fig. 2

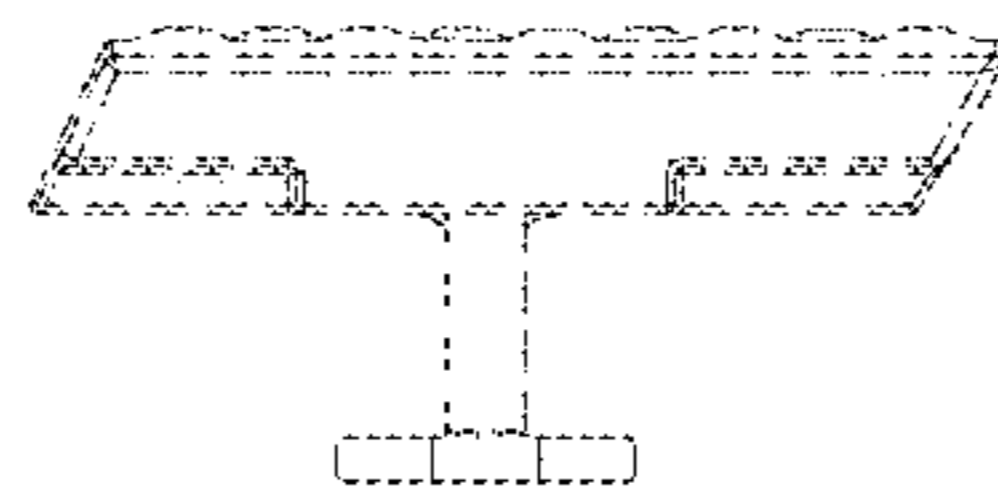


Fig. 3

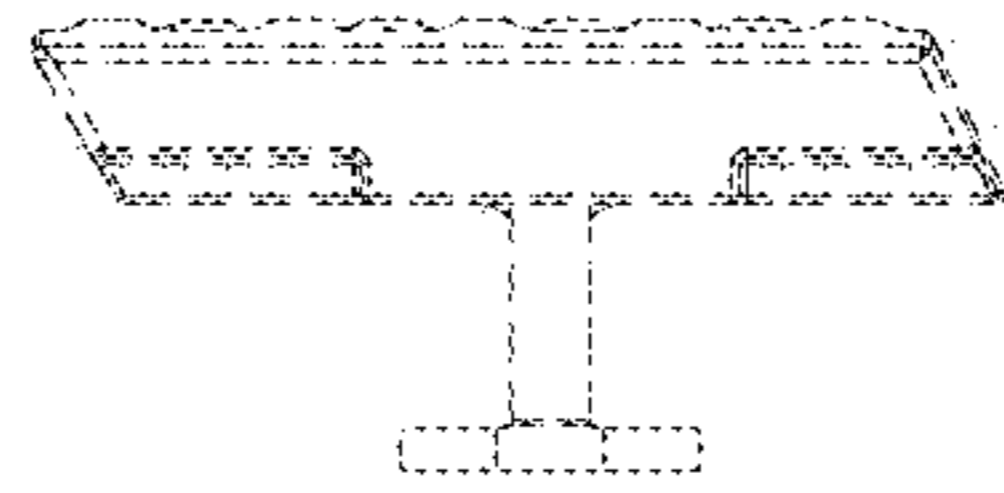


Fig. 4




Fig. 5



Fig. 6

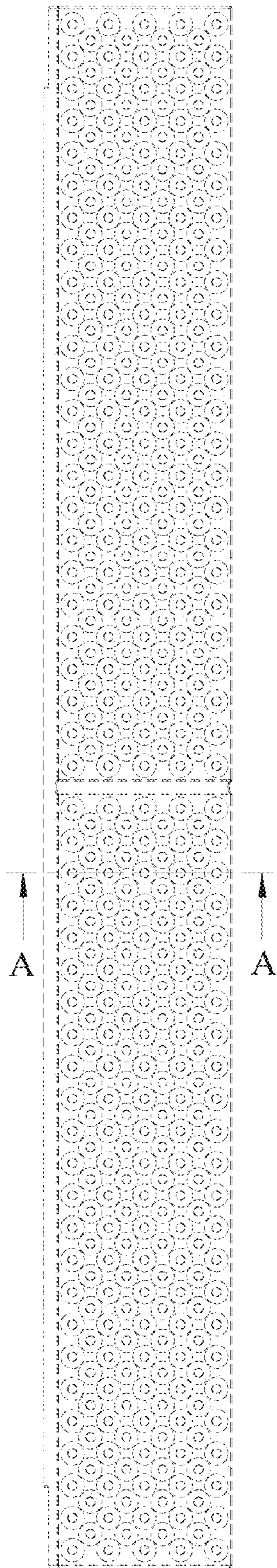


Fig. 7



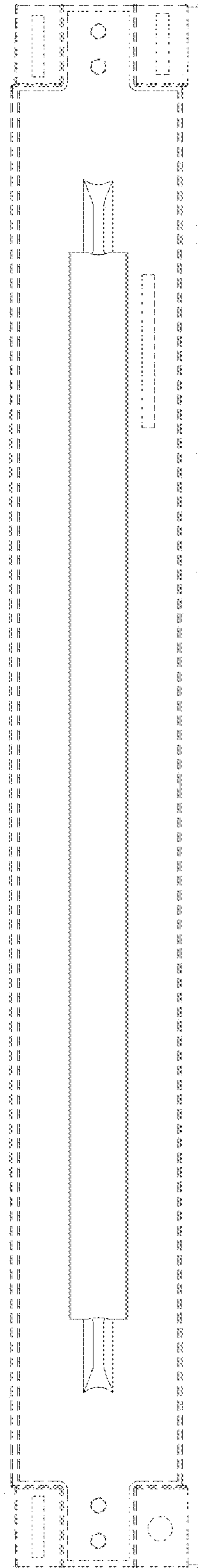


Fig. 8

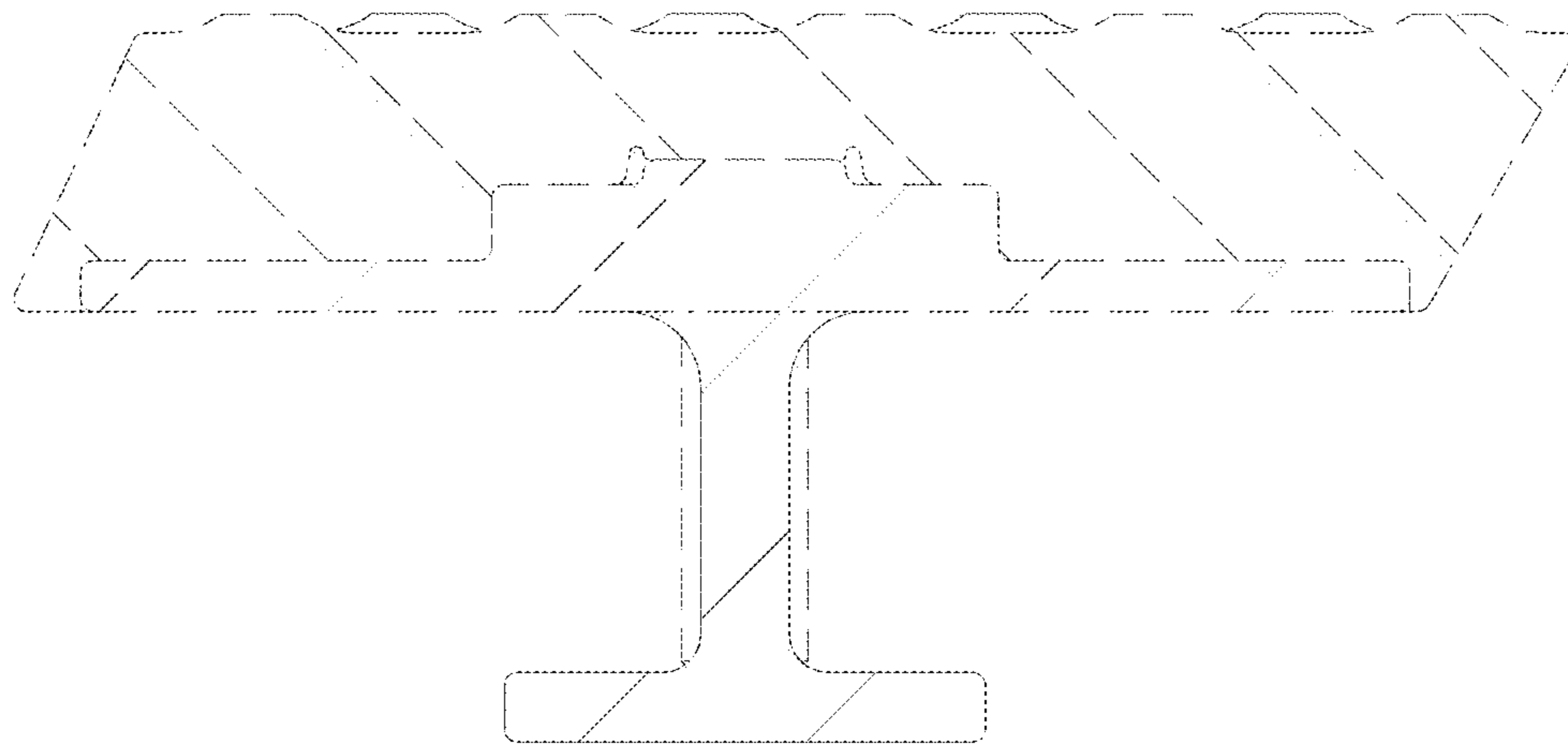


Fig. 9