



US00D961697S

(12) **United States Design Patent** (10) **Patent No.:** **US D961,697 S**
Alba (45) **Date of Patent:** **** Aug. 23, 2022**

(54) **EXERCISE BAR**
(71) Applicants: **Robert L. Alba**, Bethpage, NY (US);
Louis Alba, Bethpage, NY (US)
(72) Inventor: **Robert L. Alba**, Phoenixville, PA (US)
(**) Term: **15 Years**
(21) Appl. No.: **29/783,345**
(22) Filed: **May 12, 2021**
(51) **LOC (13) Cl.** **21-02**
(52) **U.S. Cl.**
USPC **D21/679**
(58) **Field of Classification Search**
USPC D21/662, 679, 680, 694, 791, 775;
482/148, 139, 126, 121, 110, 109, 108,
482/106, 93, 92, 91
CPC A63B 21/0724; A63B 21/4035; A63B
21/4017; A63B 21/072; A63B 23/12;
A63B 21/0004; A63B 15/00; A63B
21/06; A63B 2023/006
See application file for complete search history.

(56) **References Cited**

U.S. PATENT DOCUMENTS

708,313 A * 9/1902 Buck A63B 21/075
482/109
1,385,642 A * 7/1921 Restein A63B 15/00
D21/681
1,714,391 A * 5/1929 McWhirter A63B 21/015
482/148
D229,326 S * 11/1973 Davis D21/679
3,942,790 A * 3/1976 Rice A63B 21/012
482/131
4,063,727 A 12/1977 Hall
D263,327 S * 3/1982 Cooper D21/679
4,664,373 A * 5/1987 Hait A63B 21/072
482/109
D343,875 S * 2/1994 Webster D21/679
D351,878 S * 10/1994 Globus D21/679
D365,861 S * 1/1996 Moss, Jr. D21/679

5,514,055 A 5/1996 Elliot
D407,770 S * 4/1999 Thomas D21/679
5,891,003 A 4/1999 Deac et al.
5,897,469 A * 4/1999 Yalch A63B 21/0602
482/109
6,217,495 B1 * 4/2001 Yalch A63B 21/0602
482/109
6,280,364 B1 * 8/2001 Deac A63B 21/06
482/106
6,293,893 B1 * 9/2001 Truchelut A63B 21/002
482/121

(Continued)

OTHER PUBLICATIONS

International Search Report and Written Opinion issued by the International Searching Authority dated Aug. 23, 2021 in International Patent Application PCT/US2021/032025.

Primary Examiner — Ryan Harvey
(74) *Attorney, Agent, or Firm* — Joan T. Kluger; Barnes & Thornburg LLP

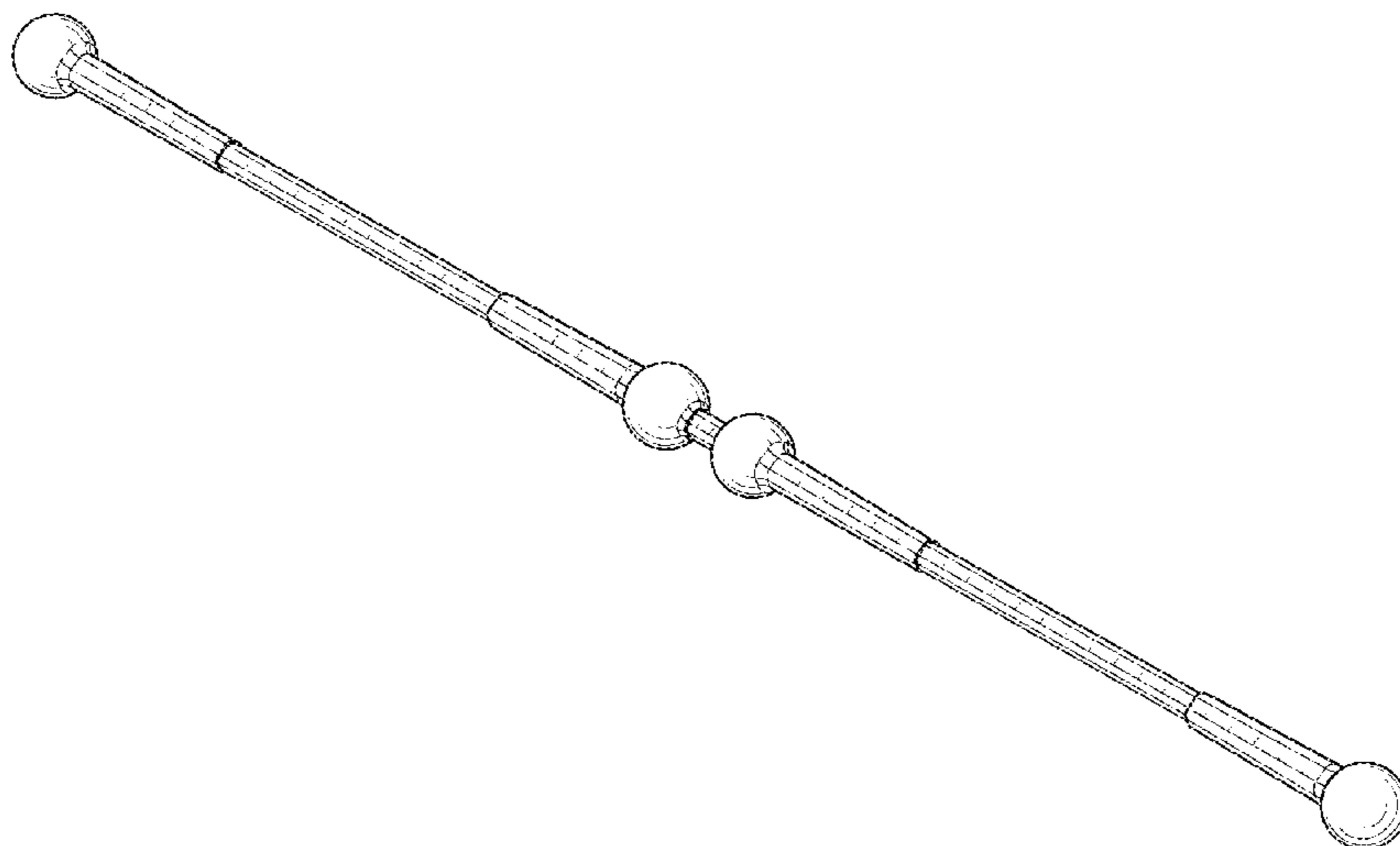
(57) **CLAIM**

I claim the ornamental design for an exercise bar, as shown and described.

DESCRIPTION

FIG. 1 is a perspective view of an exercise bar, showing my new design.
FIG. 2 is a front elevation view thereof.
FIG. 3 is a rear elevation view thereof.
FIG. 4 is a left side elevation view thereof.
FIG. 5 is a right side elevation view thereof.
FIG. 6 is a top plan view thereof; and,
FIG. 7 is a bottom plan view thereof.
Reference to front, rear, right, left, top, bottom, are merely to indicate how the views relate to one another, and do not indicate how the exercise bar would be positioned when used.

1 Claim, 3 Drawing Sheets



(56)

References Cited

U.S. PATENT DOCUMENTS

6,775,566 B2 8/2004 Nissila
 D517,135 S * 3/2006 Klein D21/679
 D556,841 S * 12/2007 Oates D21/679
 7,951,051 B1 5/2011 Brown
 8,454,482 B2 * 6/2013 Chang A63B 21/0004
 482/121
 8,485,949 B2 * 7/2013 Hsu A63B 21/027
 482/121
 8,597,166 B2 * 12/2013 Klein A63B 21/4035
 482/109
 D723,643 S * 3/2015 Senseman A63C 17/0013
 D21/775
 D733,226 S * 6/2015 Abbate D21/679
 9,044,373 B2 * 6/2015 Welch A61H 1/008
 D736,863 S * 8/2015 Seeger D21/662
 D805,594 S * 12/2017 Hocknull D21/791
 D834,115 S * 11/2018 Gilbert D21/679
 D847,276 S * 4/2019 Summers D21/679
 D865,892 S * 11/2019 Whitfield D21/791
 10,610,738 B2 * 4/2020 Seeger A63B 23/1209
 2002/0155933 A1 * 10/2002 Chen A63B 21/0004
 482/109
 2002/0198476 A1 * 12/2002 Chen A61H 7/003
 601/84

2003/0054925 A1 * 3/2003 Burkhardt A63B 21/027
 482/148
 2004/0242387 A1 * 12/2004 Benach A63B 21/00043
 482/121
 2007/0135275 A1 6/2007 Oates
 2009/0093349 A1 * 4/2009 Cooper A63B 21/0004
 482/106
 2009/0149304 A1 6/2009 Smith
 2009/0176635 A1 7/2009 Brinson
 2009/0215592 A1 * 8/2009 Jhu A63B 21/045
 482/110
 2009/0233772 A1 * 9/2009 Eck A63B 21/0608
 482/106
 2009/0264267 A1 * 10/2009 Ballif A63B 21/0004
 482/139
 2010/0009822 A1 * 1/2010 Holleman A63B 21/4035
 482/126
 2012/0077648 A1 * 3/2012 Farrow A63B 21/4035
 482/110
 2016/0030801 A1 * 2/2016 Porto A61H 15/0092
 482/139
 2016/0325134 A1 * 11/2016 Riccoboni A63B 21/0004
 2017/0120100 A1 * 5/2017 Smith A63B 21/02
 2018/0272187 A1 9/2018 Sands et al.
 2019/0255374 A1 8/2019 Constanza
 2021/0354000 A1 * 11/2021 Alba A63B 24/0062

* cited by examiner

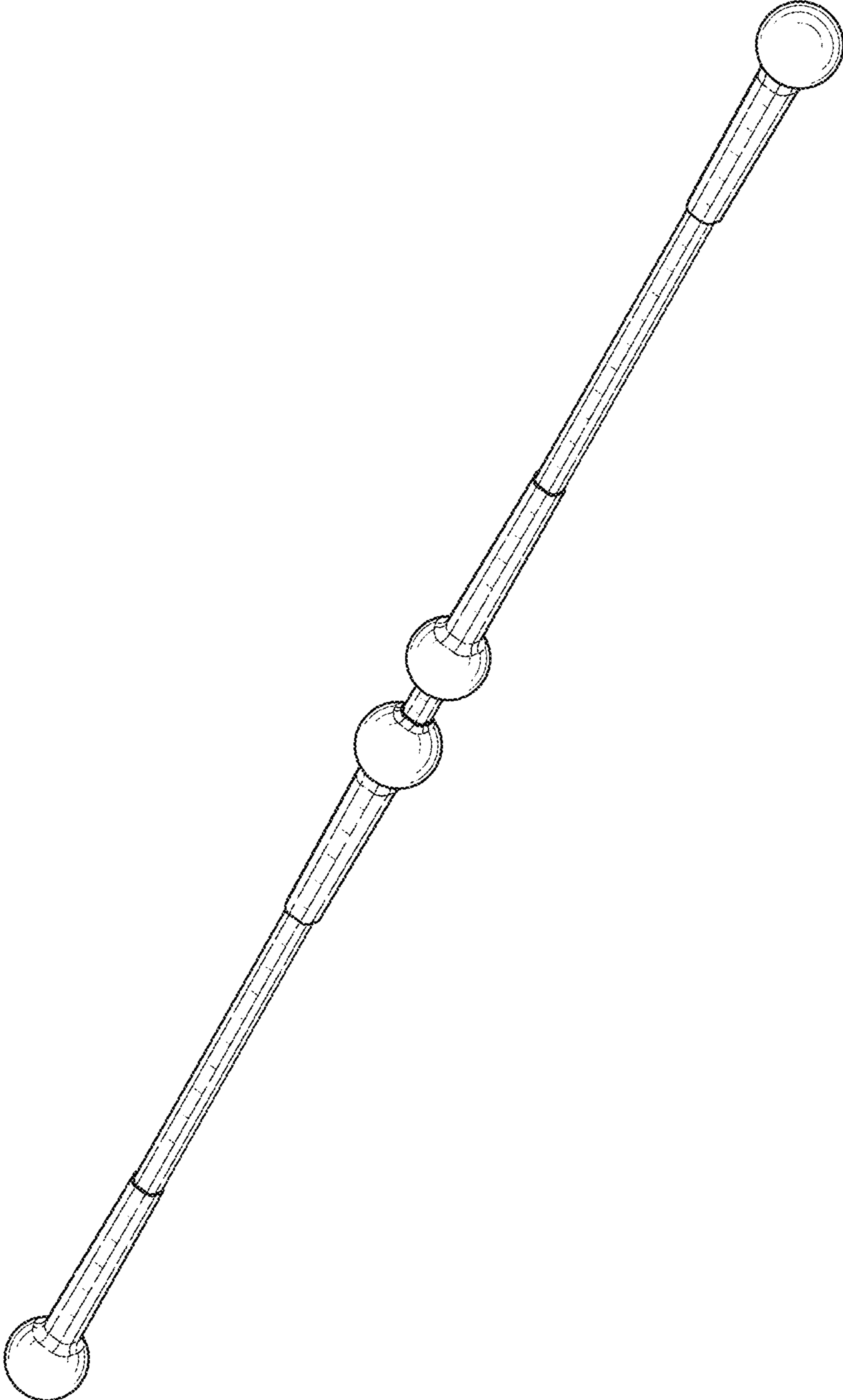


FIG. 1

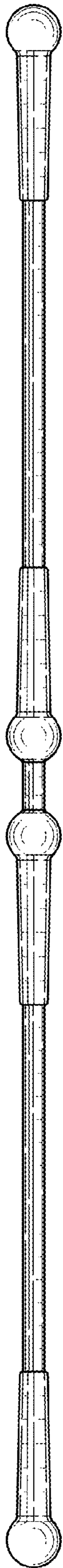


FIG. 2

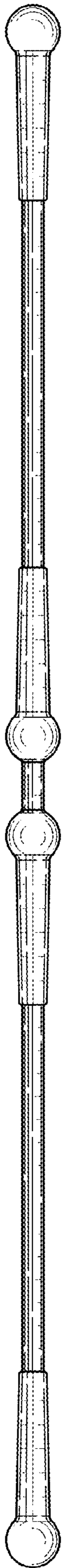


FIG. 3



FIG. 4



FIG. 5

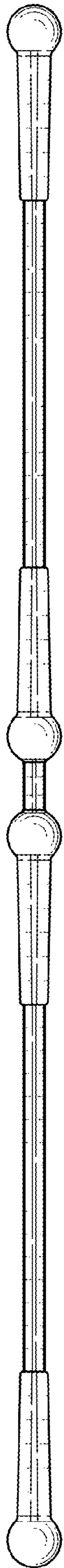


FIG. 6

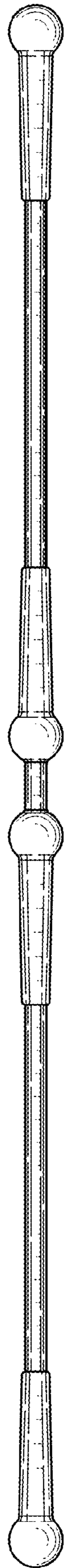


FIG. 7