



US00D961685S

(12) **United States Design Patent**  
**Tang**

(10) **Patent No.:** **US D961,685 S**

(45) **Date of Patent:** **\*\* Aug. 23, 2022**

(54) **GAME BOARD**

(71) Applicant: **Hui Tang**, Shenzhen (CN)

(72) Inventor: **Hui Tang**, Shenzhen (CN)

(\*\*) Term: **15 Years**

(21) Appl. No.: **29/789,263**

(22) Filed: **Sep. 14, 2021**

(30) **Foreign Application Priority Data**

Aug. 7, 2021 (CN) ..... 202130510365.X

(51) **LOC (13) Cl.** ..... **21-01**

(52) **U.S. Cl.**

USPC ..... **D21/405**

(58) **Field of Classification Search**

USPC ..... D7/672, 675; D15/90; D21/334, 338,  
D21/341, 405, 468, 620, 621, 650

CPC ..... A63F 9/06; A63F 9/0602; A63H 37/00

See application file for complete search history.

(56) **References Cited**

**U.S. PATENT DOCUMENTS**

D242,055 S \* 10/1976 Brown ..... A63H 33/26  
273/270

D333,546 S \* 3/1993 Rivero ..... D1/126

5,263,474 A \* 11/1993 Agader ..... A61H 15/00  
601/134

D527,427 S \* 8/2006 Andersen ..... D21/436

D581,224 S \* 11/2008 Vendl ..... D7/675

D628,864 S \* 12/2010 Zeilinger ..... D7/676

D858,640 S 9/2019 Achan, Jr.

D910,760 S 2/2021 Cai

D921,118 S \* 6/2021 Yu ..... D21/350

D924,980 S \* 7/2021 Yu ..... D21/341

D926,258 S 7/2021 Peeters et al.

D941,398 S \* 1/2022 Zhang ..... A61H 15/00  
D21/468

D943,679 S \* 2/2022 Huang ..... D21/468

D950,649 S \* 5/2022 Deng ..... D21/468

D952,748 S \* 5/2022 Li ..... D21/350

2022/0096949 A1 \* 3/2022 Cantoli-Alves ..... A63H 33/26

\* cited by examiner

*Primary Examiner* — Joseph Kukella

(74) *Attorney, Agent, or Firm* — Georgi Korobanov

(57) **CLAIM**

The ornamental design for a game board, as shown and described.

**DESCRIPTION**

FIG. 1 is a perspective view of a game board, showing my new design;

FIG. 2 is another perspective view thereof;

FIG. 3 is a front view thereof;

FIG. 4 is a rear view thereof;

FIG. 5 is a left side view thereof;

FIG. 6 is a right side view thereof;

FIG. 7 is a top plan view thereof;

FIG. 8 is a bottom plan view thereof; and,

FIG. 9 is an enlarged view of portion of FIG. 1.

**1 Claim, 9 Drawing Sheets**

**FIG. 9**

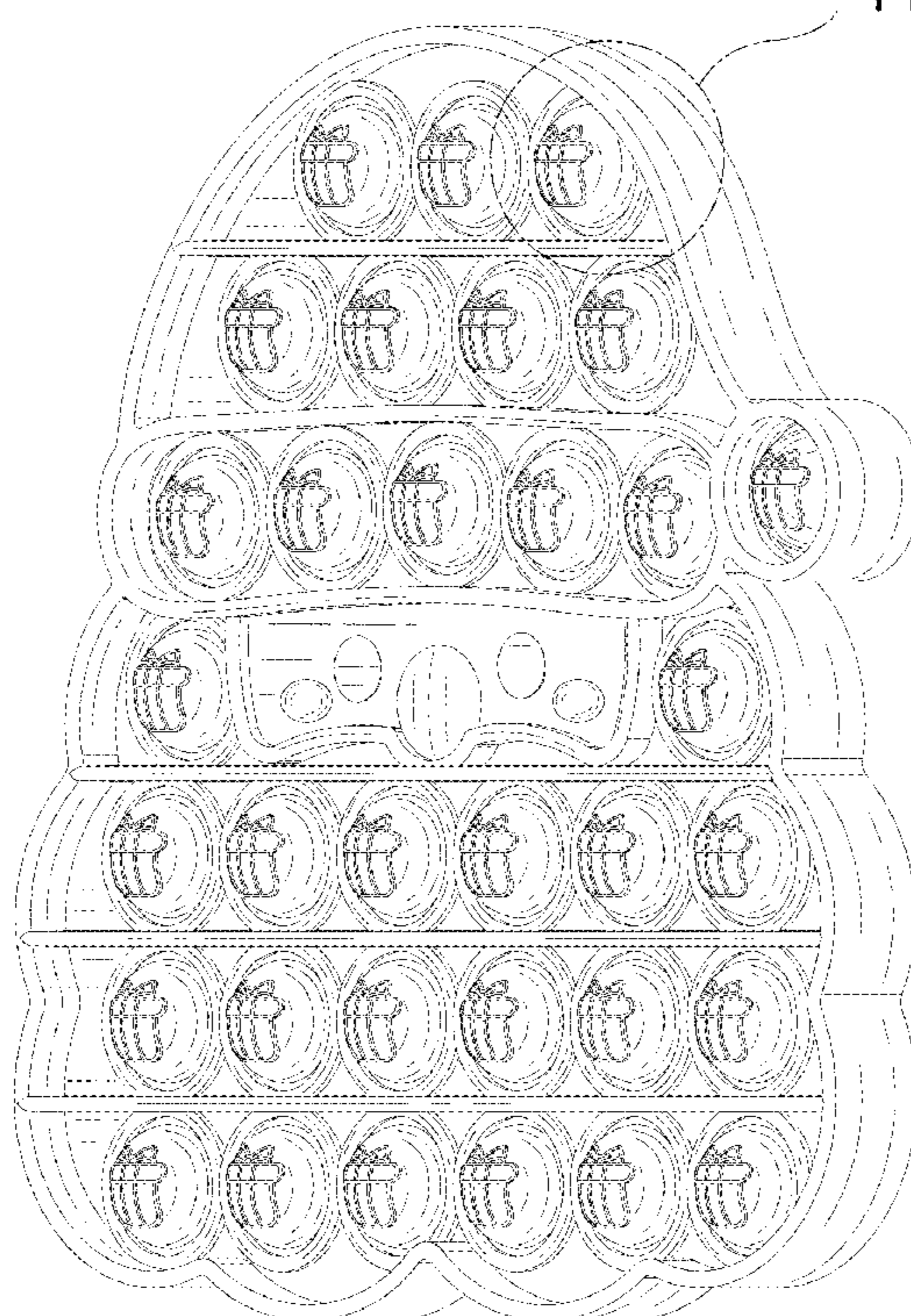




FIG. 9




FIG. 1



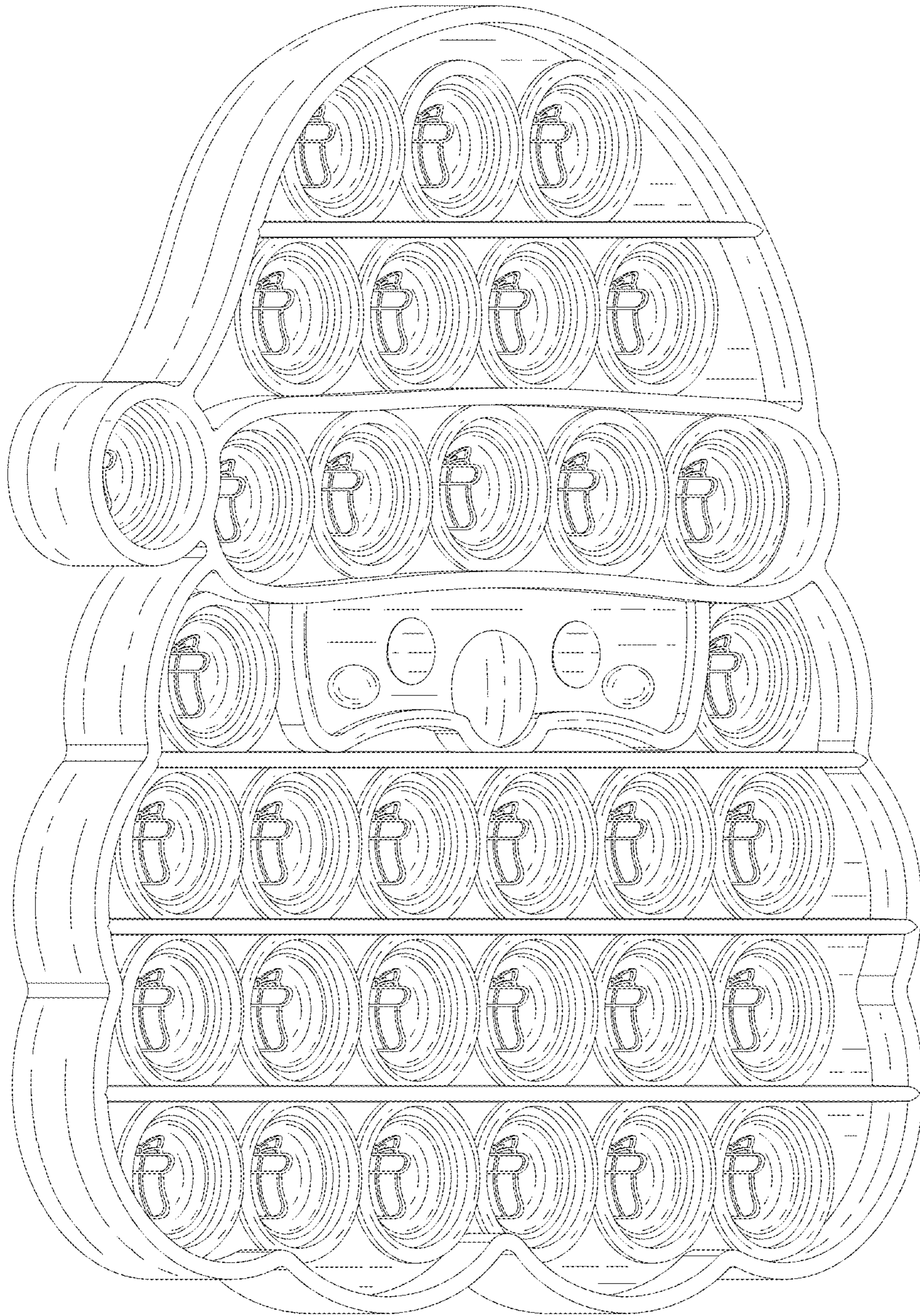


FIG. 2






FIG. 3






FIG. 4




FIG. 5




FIG. 6

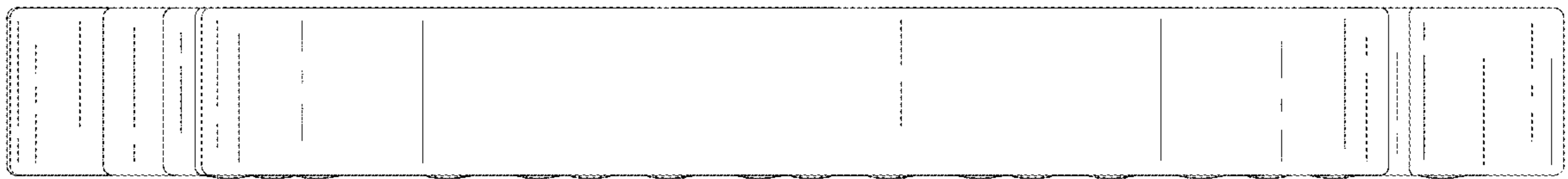


FIG. 7



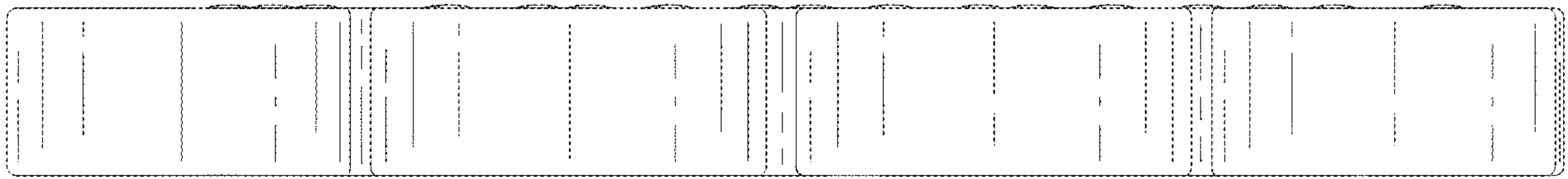


FIG. 8




FIG. 9