

US00D961660S

(12) **United States Design Patent** (10) **Patent No.:** **US D961,660 S**
Miao (45) **Date of Patent:** **** Aug. 23, 2022**

(54) **GLASSES**

(71) Applicant: **Aying Miao**, Ningde (CN)

(72) Inventor: **Aying Miao**, Ningde (CN)

(**) Term: **15 Years**

(21) Appl. No.: **29/824,551**

(22) Filed: **Jan. 25, 2022**

(51) **LOC (13) Cl.** **16-06**

(52) **U.S. Cl.**
USPC **D16/314**

(58) **Field of Classification Search**
USPC D16/300, 301, 311–317, 319, 321, 325,
D16/329
CPC G02C 7/10
See application file for complete search history.

(56) **References Cited**

U.S. PATENT DOCUMENTS

D614,226 S	*	4/2010	Fulton	D16/314
D690,763 S		10/2013	Lee et al.		
D918,288 S	*	5/2021	Boinnard	D16/314
D918,290 S	*	5/2021	Le	D16/314
D920,423 S	*	5/2021	Zhang	D16/314
D935,514 S		11/2021	Zhang		
D938,511 S		12/2021	Ye		
D942,532 S	*	2/2022	Le	D16/314
D954,801 S	*	6/2022	Gong	D16/314

OTHER PUBLICATIONS

Oakley OO9465 Sutro Lite Sweep, posted at [sunlasshut.com](https://www.sunlasshut.com), posting date not given, [online], [site visited Jul. 7, 2022]. Available from Internet, URL: <https://www.sunlasshut.com/us/oakley/oo9465-888392530530> (Year: 2022).*

Scott Sport Shield Sunglasses, posted at [amazon.com](https://www.amazon.com), posting date not given, [online], [site visited Jul. 7, 2022]. Available from Internet, URL: <https://www.amazon.com/dp/B09FT92DNJ> (Year: 2022).*

Sports Sunglasses, posted at www2.hm.com, posting date not given, [online], [site visited Jul. 7, 2022]. Available from Internet, URL: https://www2.hm.com/en_ca/productpage.1041859001.html (Year: 2022).*

* cited by examiner

Primary Examiner — Maria J. Edwards
(74) *Attorney, Agent, or Firm* — Georgi Korobanov

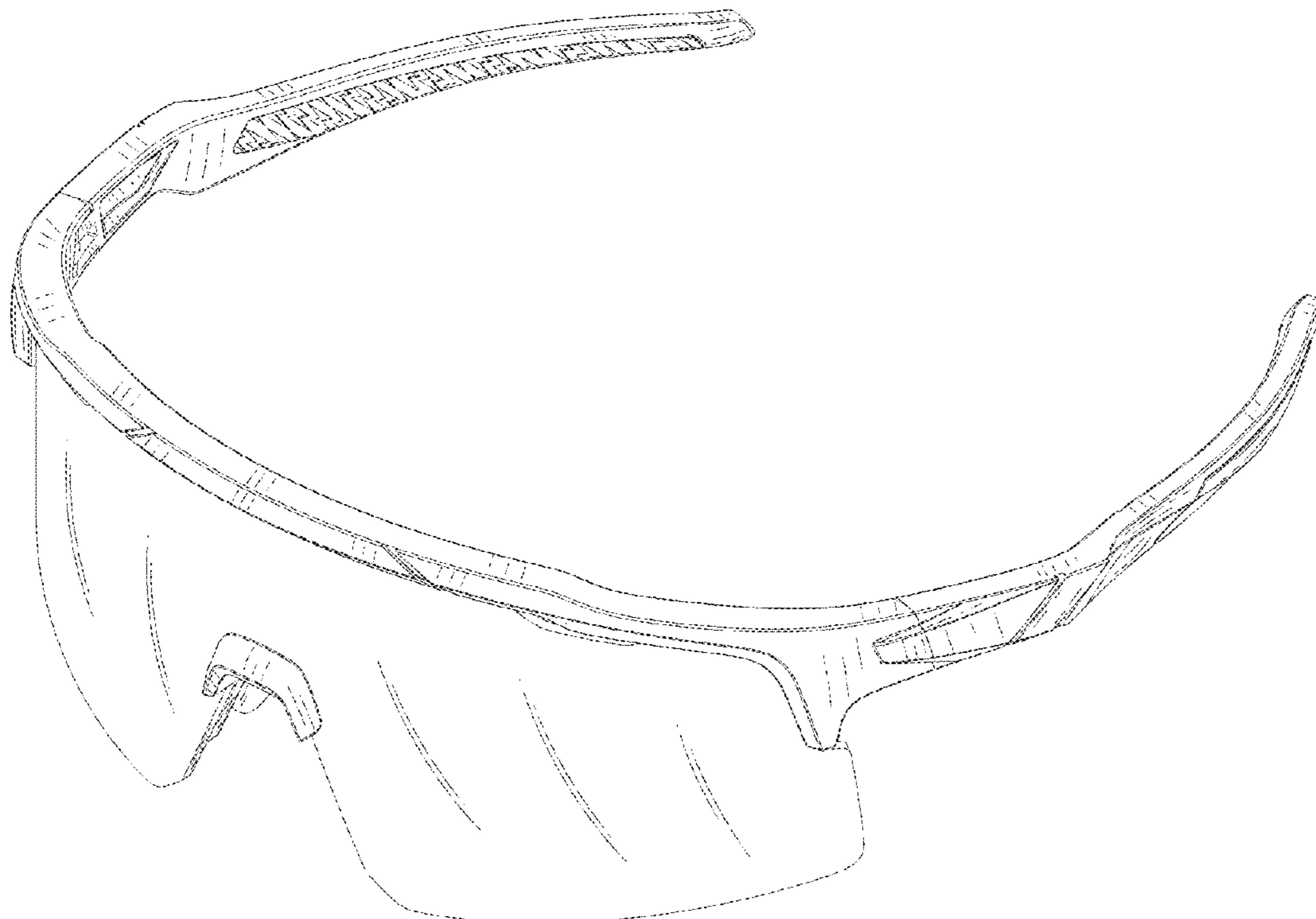
(57) **CLAIM**

The ornamental design for glasses, as shown and described.

DESCRIPTION

FIG. 1 is a perspective view of glasses, showing my new design;
FIG. 2 is another perspective view thereof;
FIG. 3 is a front view thereof;
FIG. 4 is a rear view thereof;
FIG. 5 is a left side view thereof;
FIG. 6 is a right side view thereof;
FIG. 7 is a top plan view thereof; and,
FIG. 8 is a bottom plan view thereof.

1 Claim, 8 Drawing Sheets



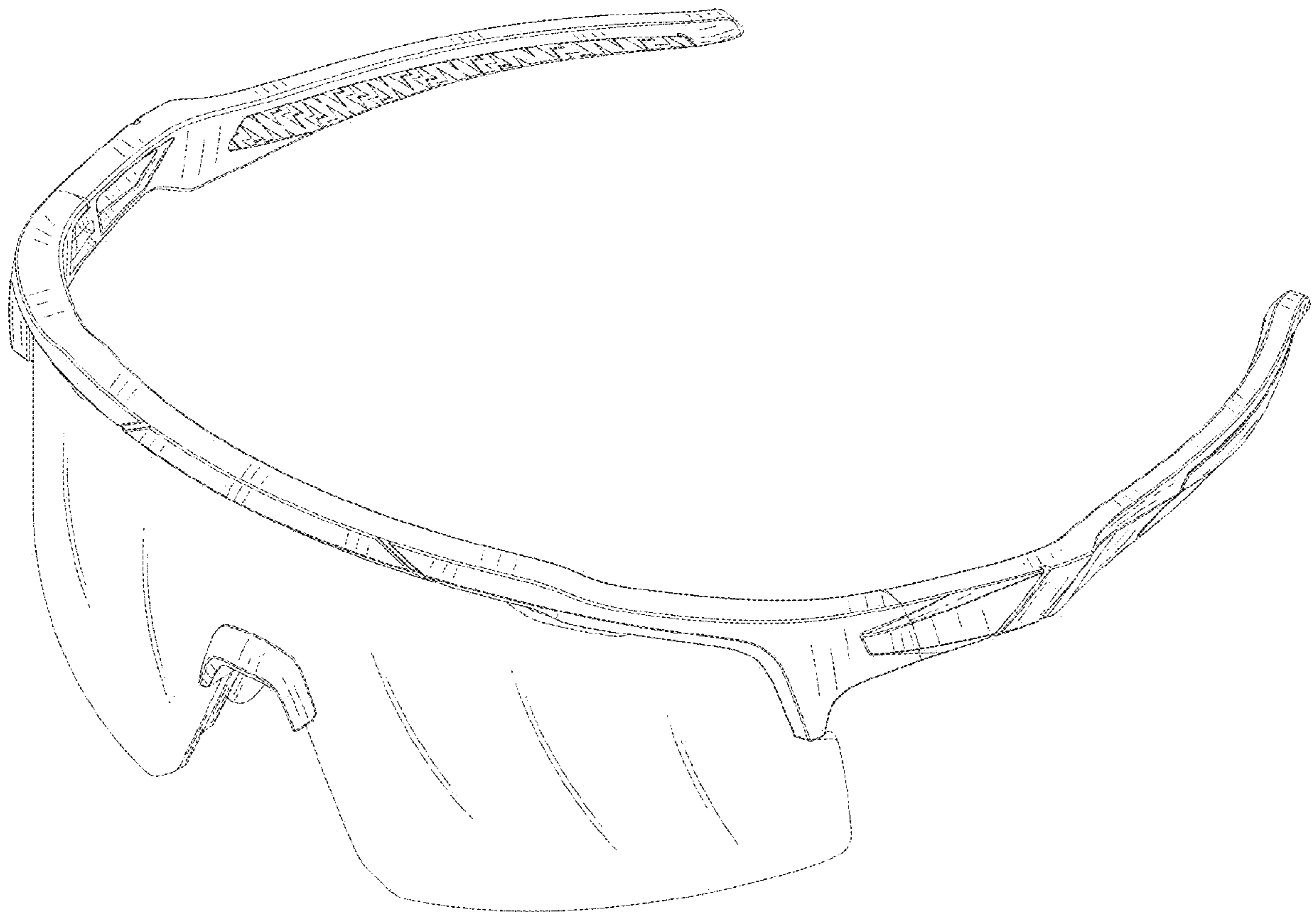


FIG. 1




FIG. 2

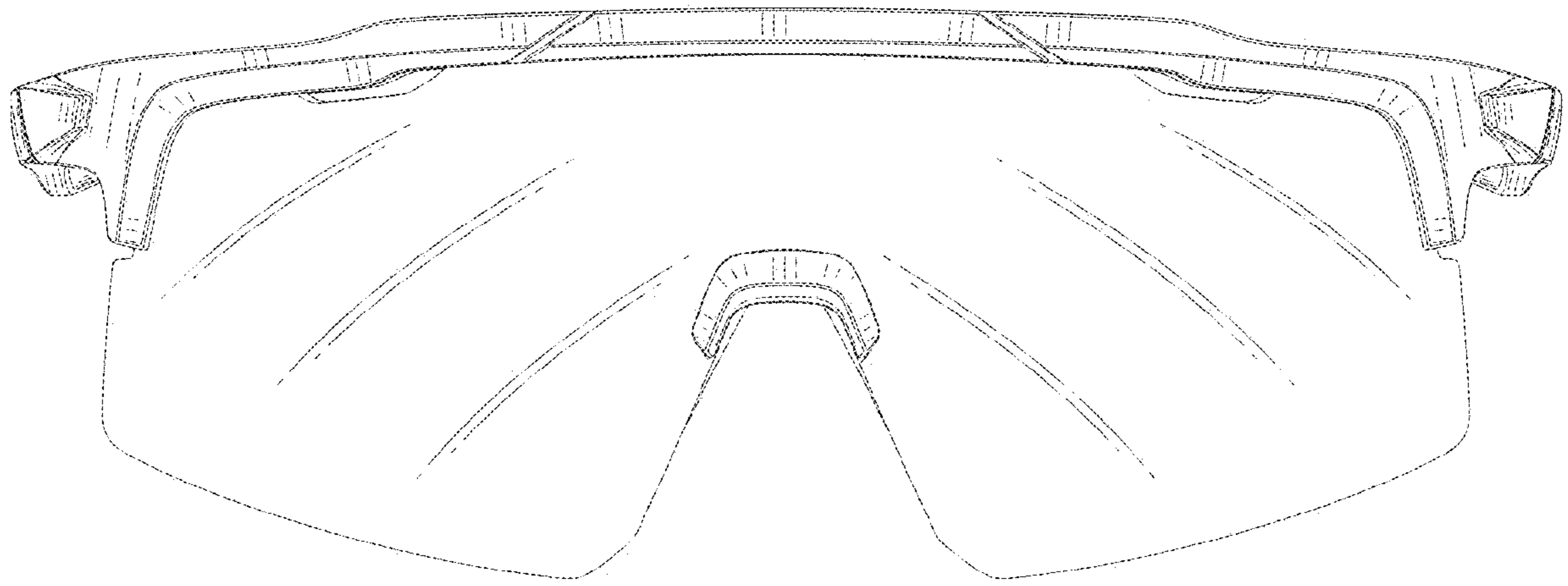


FIG. 3

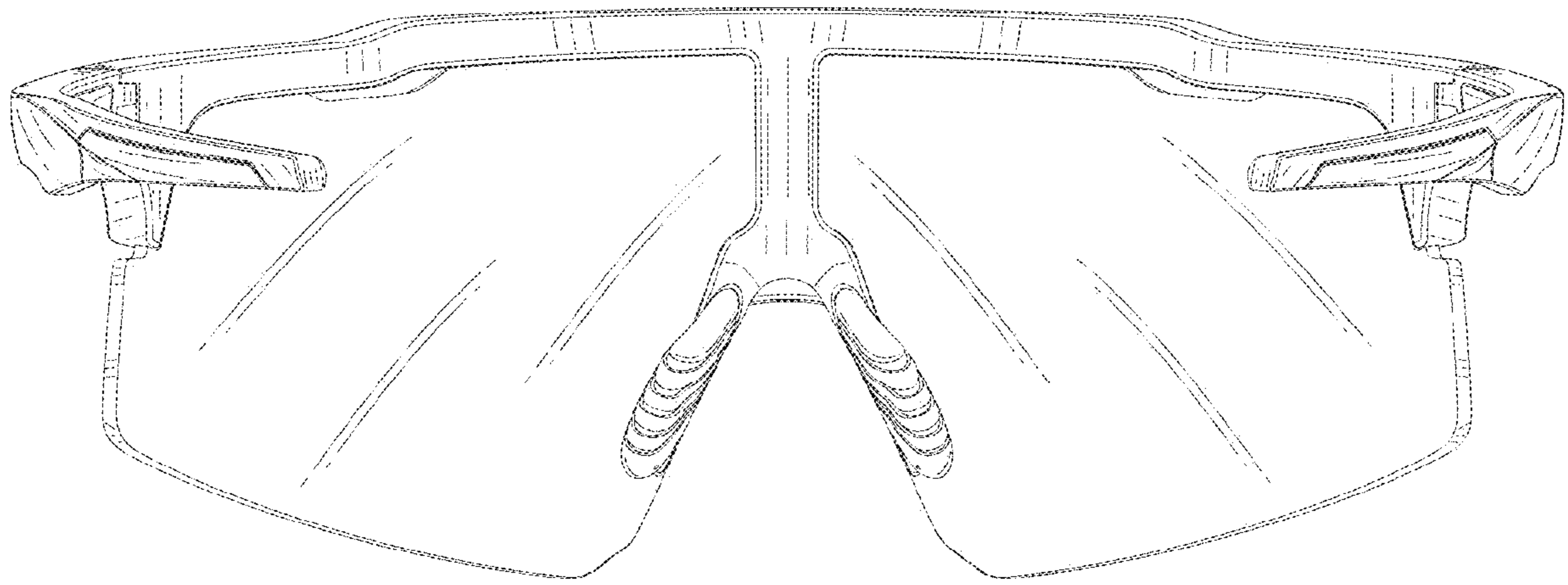


FIG. 4

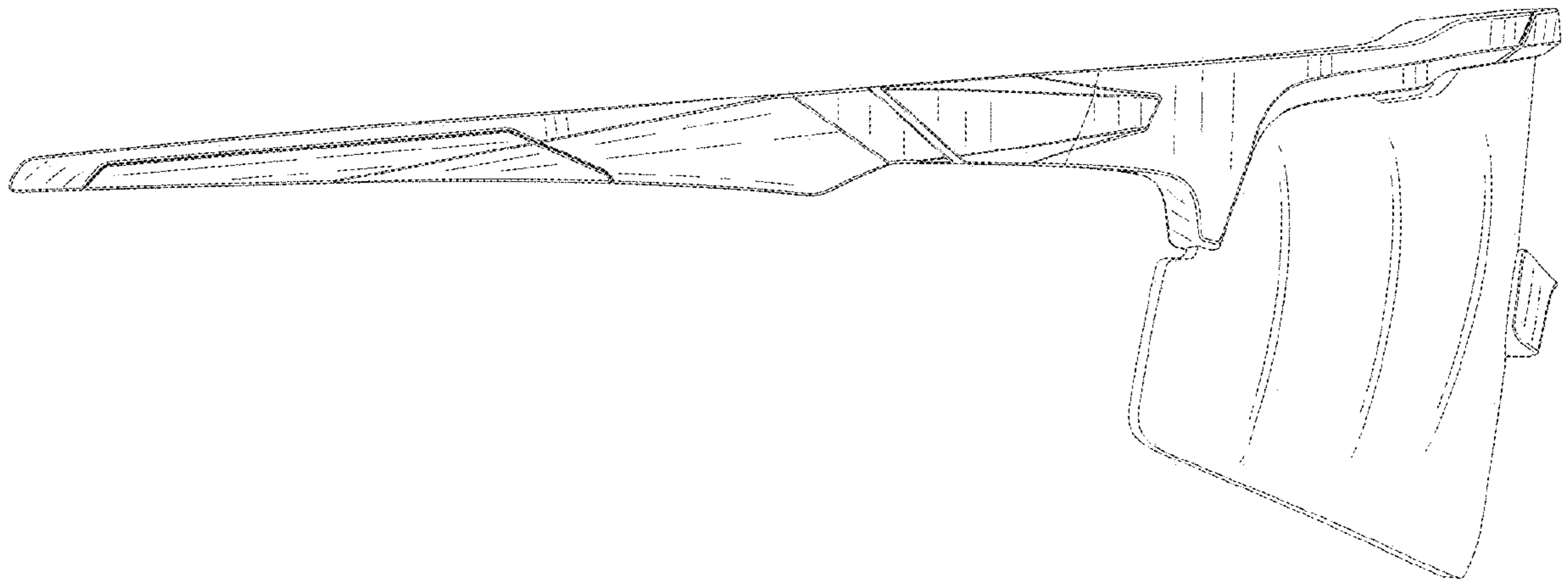


FIG. 5

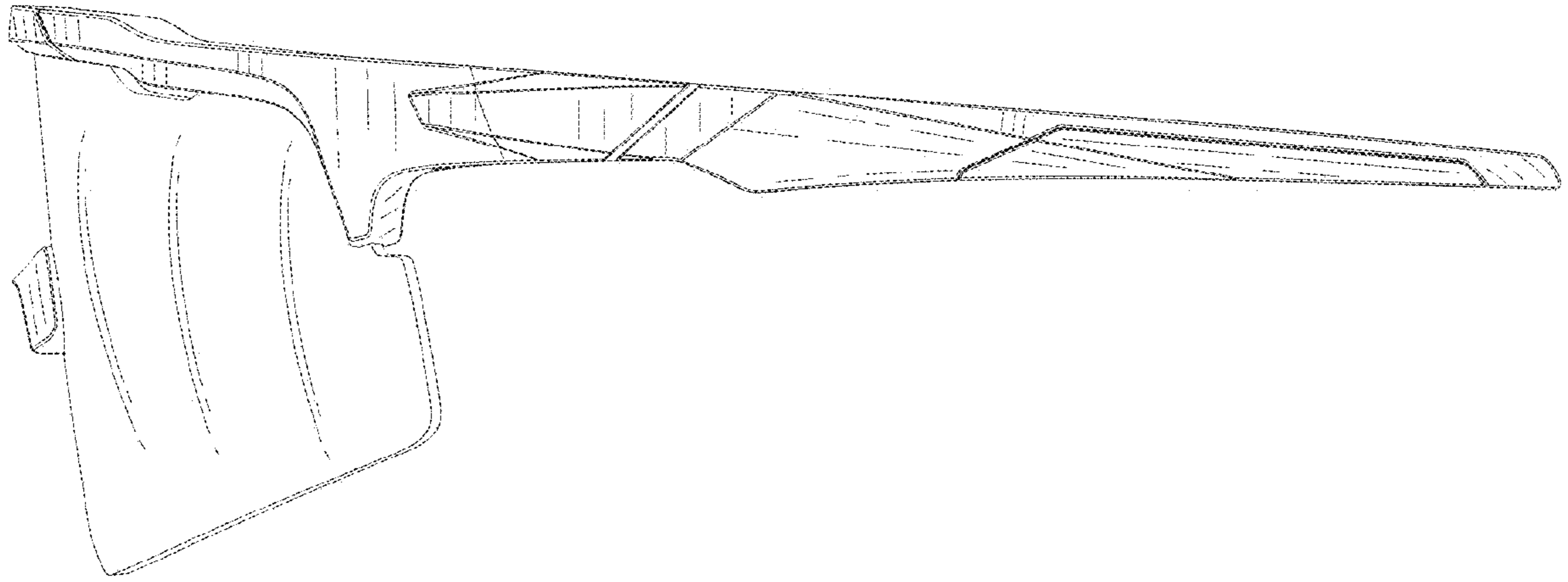


FIG. 6



FIG. 7



FIG. 8