



US00D961625S

(12) **United States Design Patent**  
**Okuyama et al.**

(10) **Patent No.:** **US D961,625 S**

(45) **Date of Patent:** **\*\* Aug. 23, 2022**

- (54) **BONNET FOR WORK VEHICLE**
- (71) Applicant: **Yanmar Power Technology Co., Ltd.**,  
Osaka (JP)
- (72) Inventors: **Kiyoyuki Okuyama**, Yamagata (JP);  
**Ryuichi Miyazaki**, Osaka (JP)
- (73) Assignee: **Yanmar Power Technology Co., Ltd.**,  
Osaka (JP)

D655,319 S *	3/2012	Hagele	.....	D15/31
D675,233 S *	1/2013	Kushita	.....	D15/31
D707,730 S *	6/2014	Jackson	.....	D15/31
D766,339 S *	9/2016	Hanke	.....	D15/31
D785,681 S *	5/2017	Okuyama	.....	D15/31
D804,539 S *	12/2017	Okuyama	.....	D15/31
D861,741 S *	10/2019	Humphrey	.....	D15/31
D880,537 S *	4/2020	Roach	.....	D15/31

(\*\*) Term: **15 Years**

\* cited by examiner

*Primary Examiner* — Mark A Goodwin

(74) *Attorney, Agent, or Firm* — Chris Mizumoto

(21) Appl. No.: **29/752,789**

(57) **CLAIM**

(22) Filed: **Sep. 29, 2020**

The ornamental design for a bonnet for work vehicle, as shown and described.

(51) **LOC (13) Cl.** ..... **15-03**

(52) **U.S. Cl.**  
USPC ..... **D15/31**

**DESCRIPTION**

(58) **Field of Classification Search**  
USPC ..... D15/10, 11, 13–17, 28, 22–26, 30, 31;  
D12/173; 56/13.3, 13.4, 15.8, 15.9,  
56/320.1; 180/89.1, 89.12, 900, 69.2,  
180/68.1, 69.1  
CPC ..... B62D 49/00–085; B62D 25/10; B62D  
25/00; B60R 19/52; B60R 21/38  
See application file for complete search history.

FIG. 1 is a top perspective view of a bonnet for work vehicle showing our new design;  
FIG. 2 is a front view thereof;  
FIG. 3 is a rear view thereof;  
FIG. 4 is a right side view thereof;  
FIG. 5 is a left side view thereof;  
FIG. 6 is a top plan view thereof;  
FIG. 7 is a bottom plan view thereof;  
FIG. 8 is a top perspective view of another embodiment of a bonnet for work vehicle showing our new design;  
FIG. 9 is a front view thereof;  
FIG. 10 is a right side view thereof;  
FIG. 11 is a left side view thereof; and,  
FIG. 12 is a top plan view thereof.

(56) **References Cited**

U.S. PATENT DOCUMENTS

D381,025 S *	7/1997	Bataille	.....	D15/31
D474,206 S *	5/2003	Kuwae	.....	D15/31
D527,742 S *	9/2006	Kuwae	.....	D15/31
D527,743 S *	9/2006	Asada	.....	D15/31
D532,021 S *	11/2006	Kuwae	.....	D15/17

**1 Claim, 12 Drawing Sheets**




FIG. 1

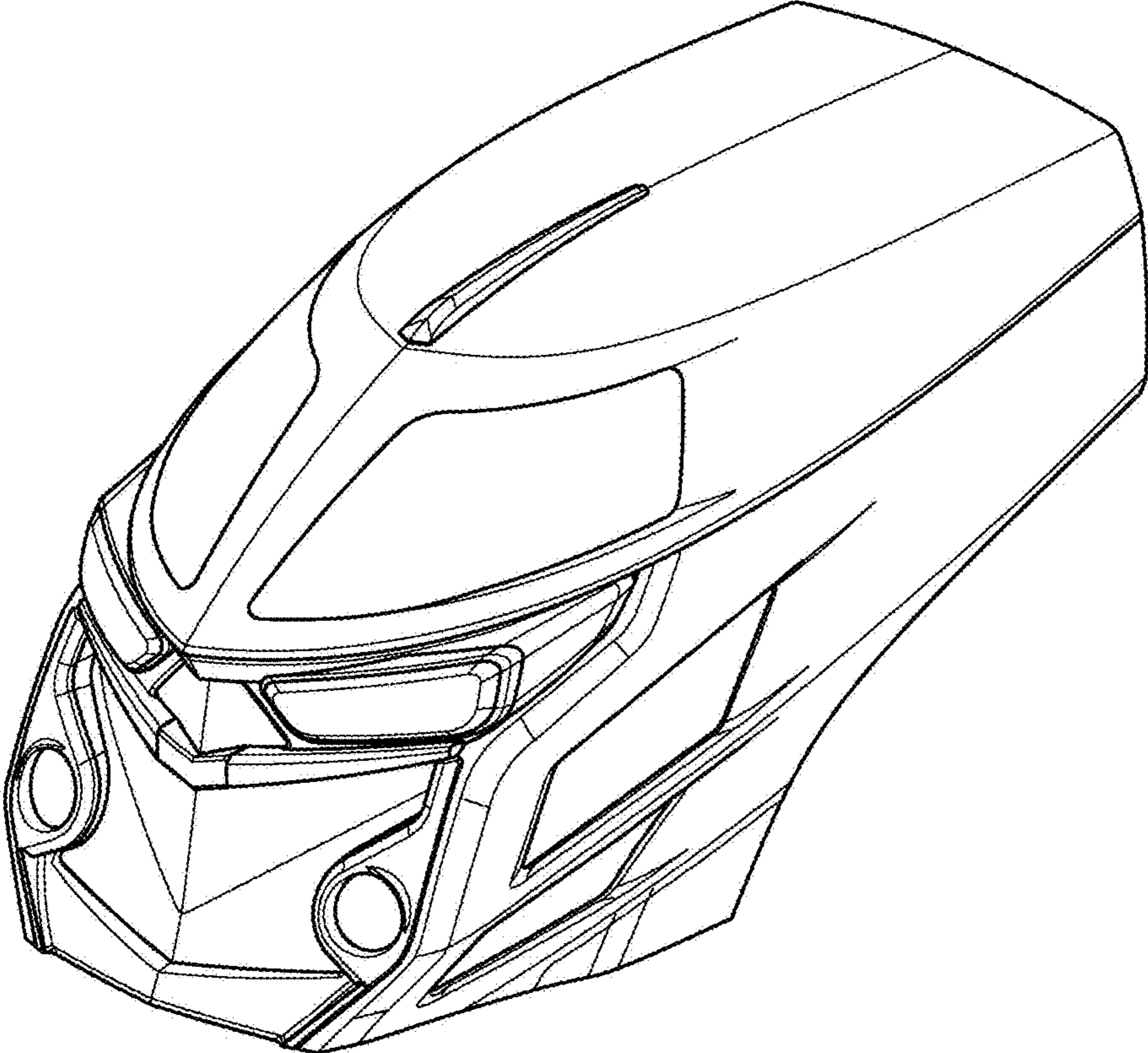


FIG. 2

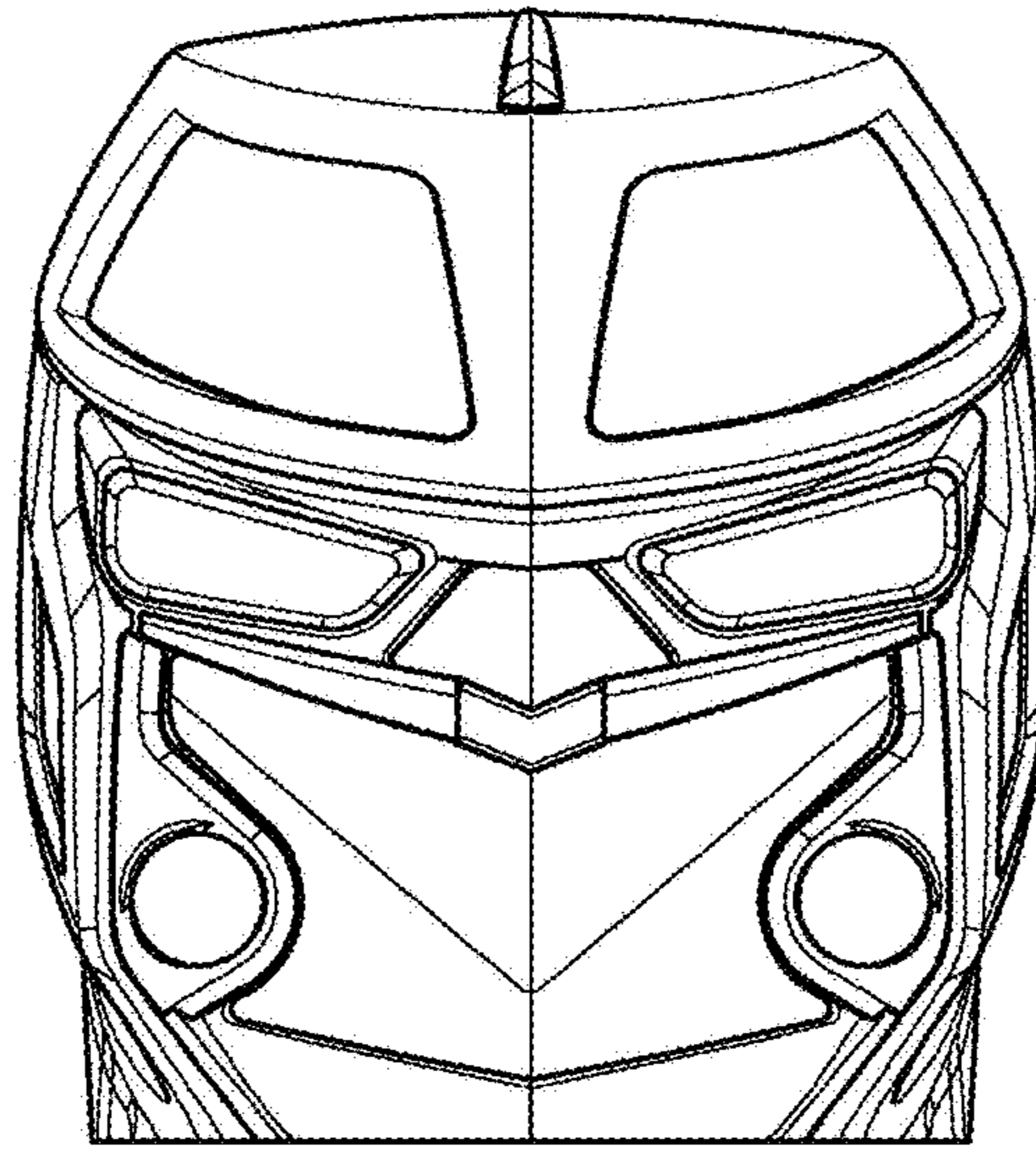


FIG. 3




FIG. 4




FIG. 5

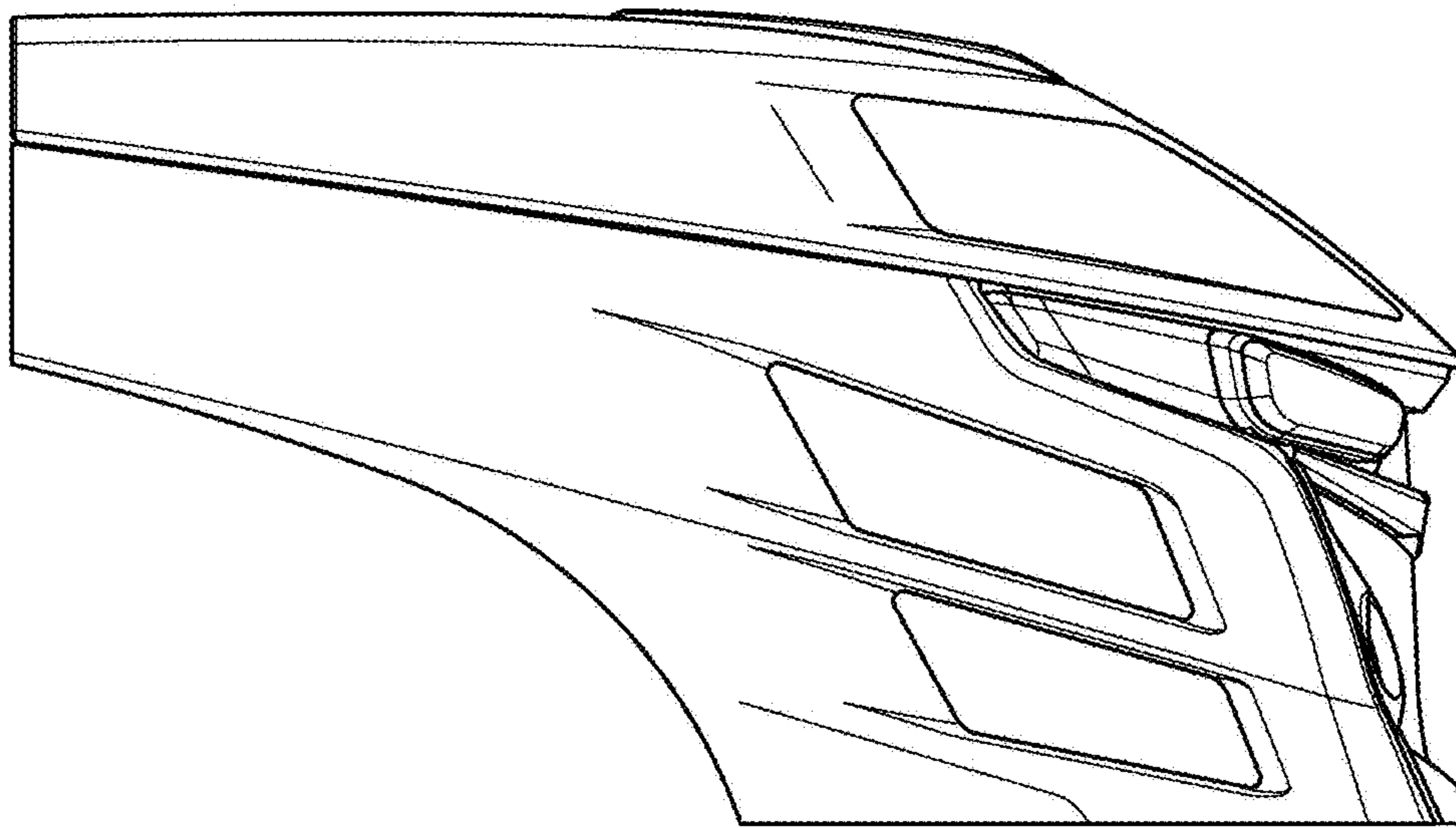


FIG. 6

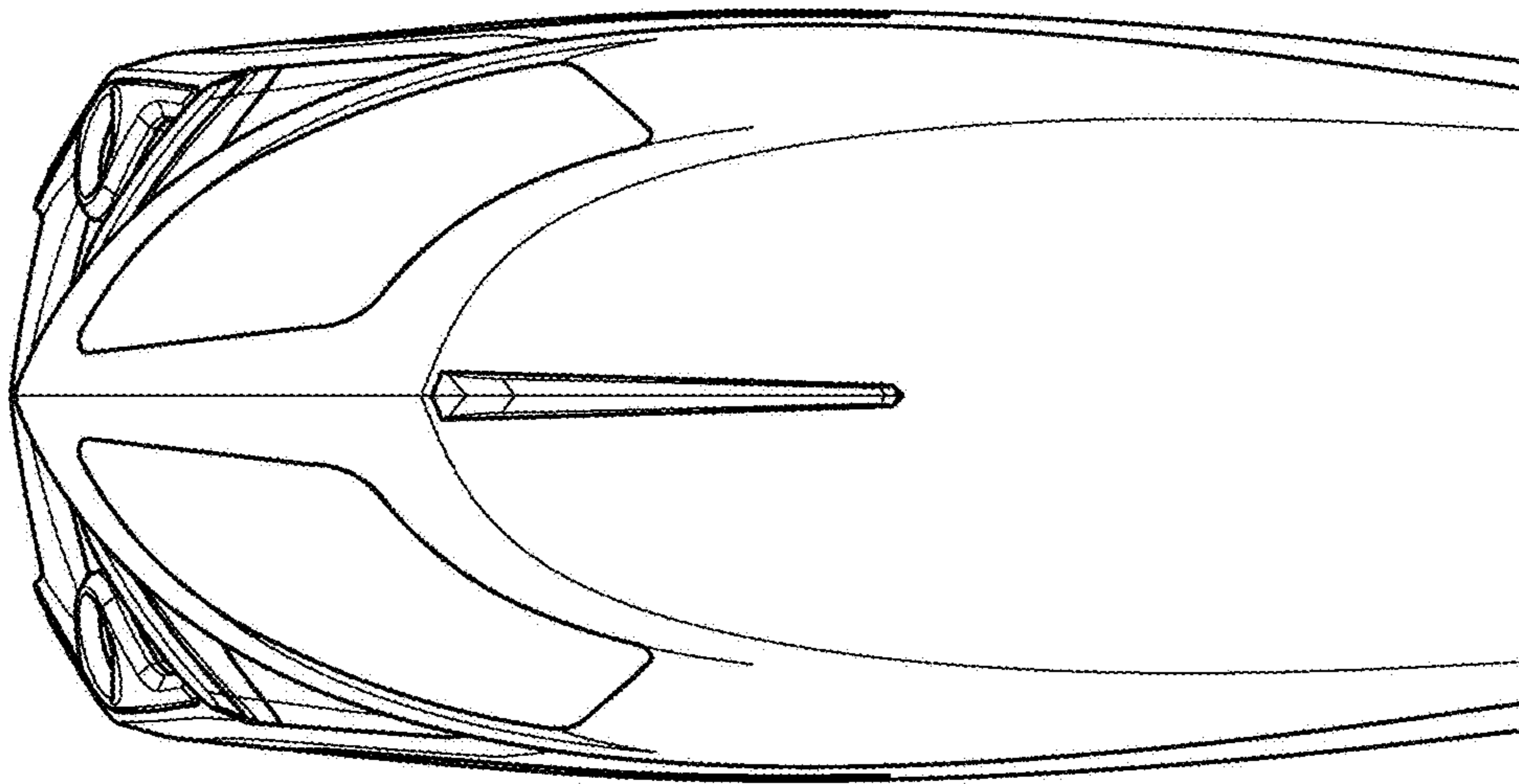
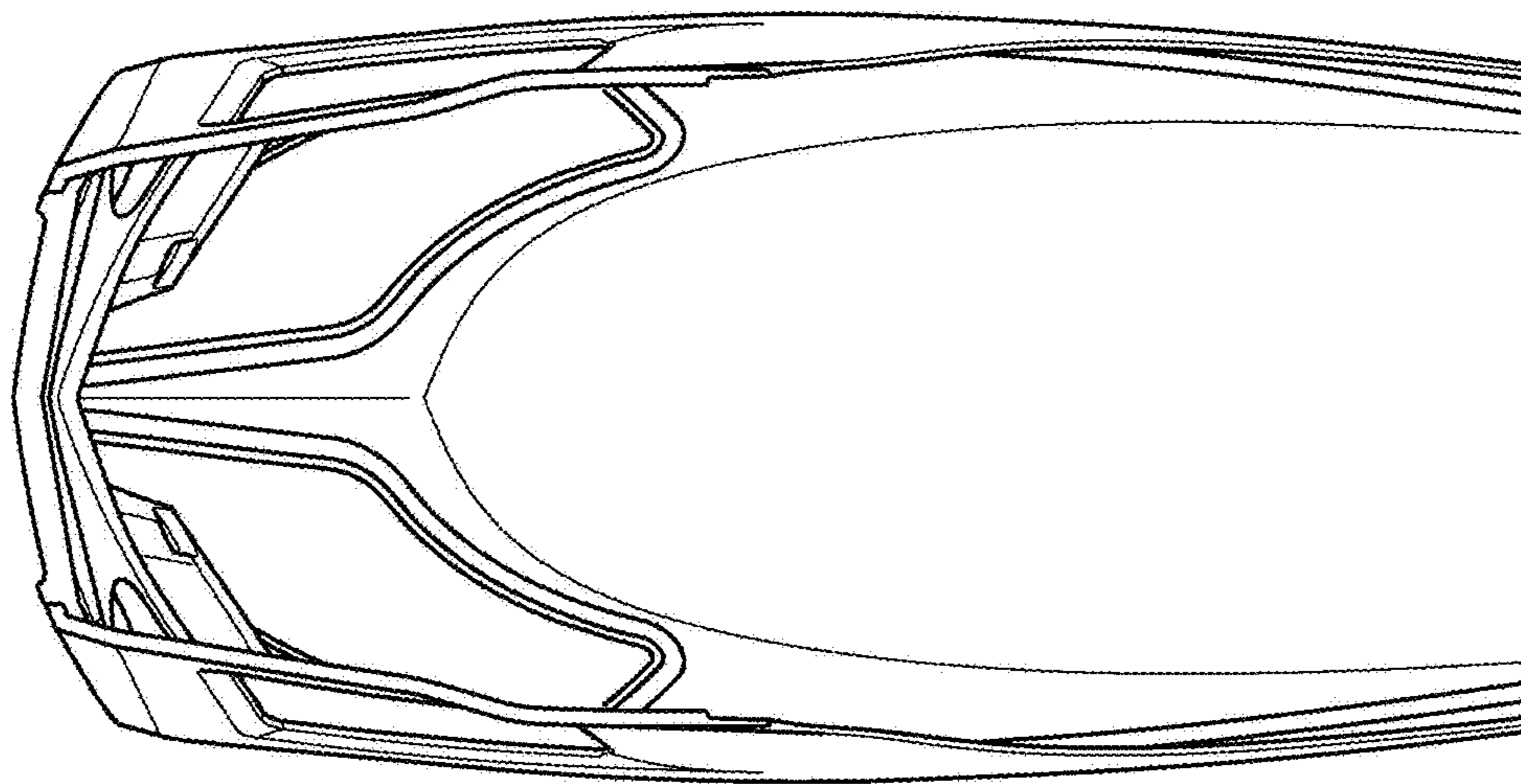


FIG. 7





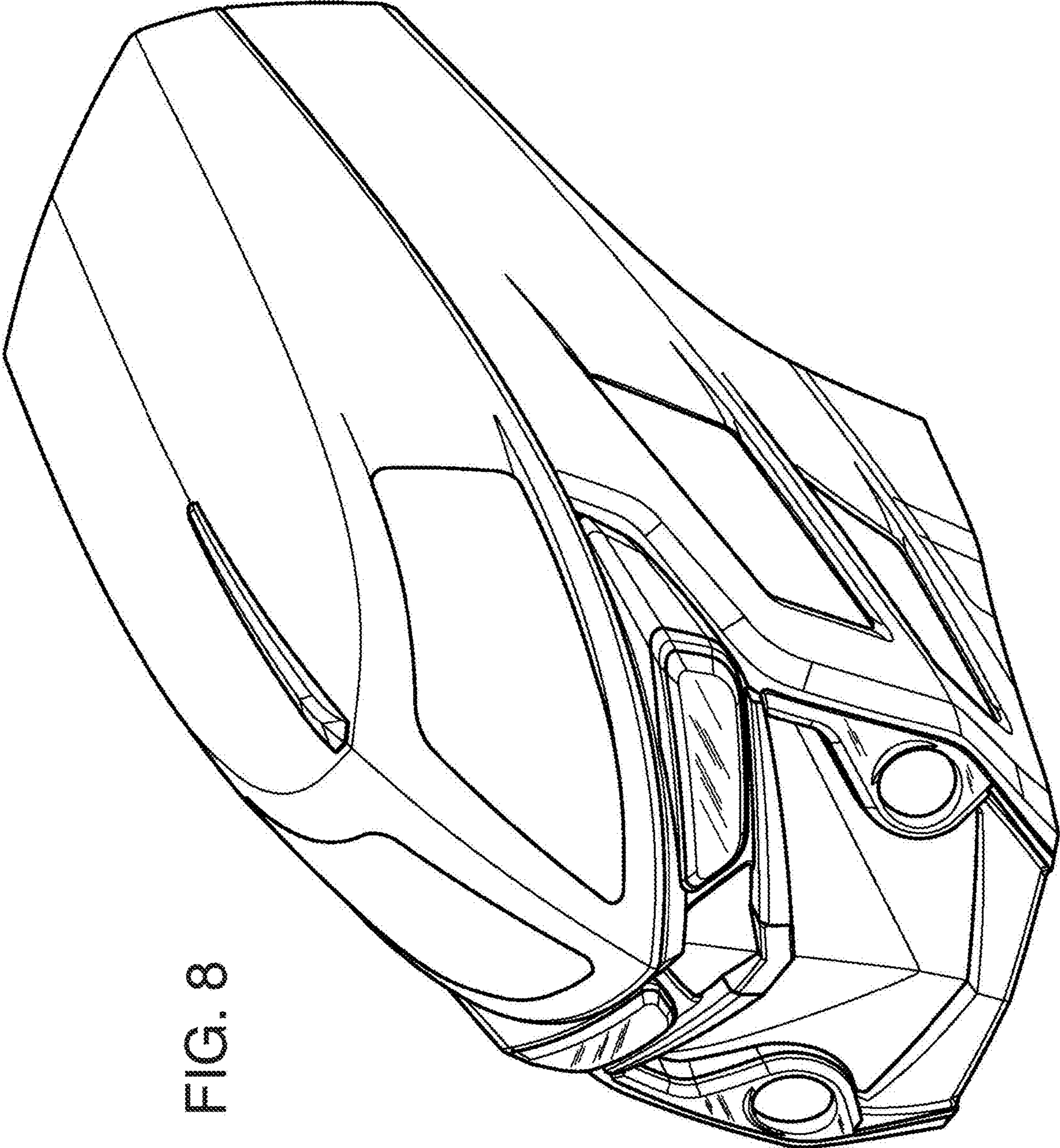


FIG. 8

FIG. 9

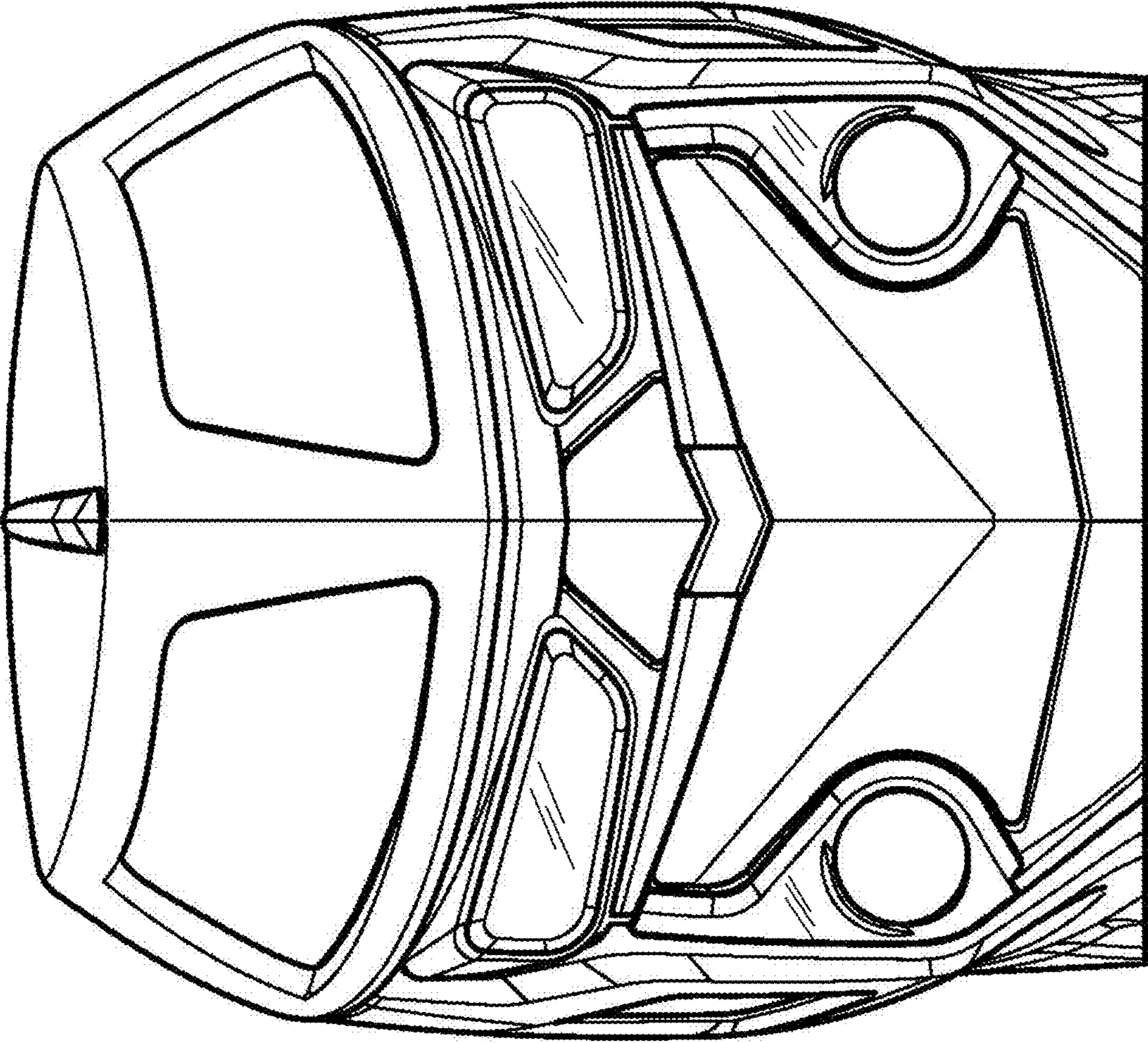


FIG. 10



FIG. 11



FIG. 12

