

US00D961612S

(12) **United States Design Patent** (10) **Patent No.:** **US D961,612 S**
Qiao (45) **Date of Patent:** **** Aug. 23, 2022**

(54) **DISPLAY SCREEN OR PORTION THEREOF WITH GRAPHICAL USER INTERFACE**

(71) Applicant: **BEIJING DAJIA INTERNET INFORMATION TECHNOLOGY CO., LTD.**, Beijing (CN)

(72) Inventor: **Shan Qiao**, Beijing (CN)

(73) Assignee: **BEIJING DAJIA INTERNET INFORMATION TECHNOLOGY CO., LTD.**, Beijing (CN)

(**) Term: **15 Years**

(21) Appl. No.: **29/765,534**

(22) Filed: **Jan. 8, 2021**

(30) **Foreign Application Priority Data**

Jul. 9, 2020 (CN) 202030369474.X

(51) **LOC (13) Cl.** **14-04**

(52) **U.S. Cl.**
USPC **D14/488**

(58) **Field of Classification Search**
USPC D14/485–488, 489–495
CPC G06F 3/048; G06F 3/0481; G06F 3/04817; G06F 3/0482; G06F 3/0483; G06F 3/04842; G06F 3/0485; G06F 3/04855; G06F 3/0486; G06F 3/0488; G06F 3/04886; G06F 9/451; G06F 40/103; G06F 40/106; G06F 40/189; G06F 40/191

See application file for complete search history.

(56) **References Cited**

U.S. PATENT DOCUMENTS

D791,170 S * 7/2017 Sun D14/488
D797,771 S * 9/2017 Caporal D14/486

D798,316 S * 9/2017 Bradley D14/485
D843,383 S * 3/2019 Phillips D14/485
D847,853 S * 5/2019 Wen D14/488
D849,035 S * 5/2019 Mokwunye D14/486
D850,481 S * 6/2019 Huh D14/486
D867,382 S * 11/2019 Wang D14/486
D900,146 S * 10/2020 Lewis D14/487
D905,733 S * 12/2020 Eu D14/488
D920,999 S * 6/2021 Sharp D14/485
D927,521 S * 8/2021 Hartman D14/486
11,188,203 B2 * 11/2021 Li G06F 3/0482

* cited by examiner

Primary Examiner — Sheryl Lane

Assistant Examiner — Nicole C Shiflet

(74) *Attorney, Agent, or Firm* — McAndrews Held & Malloy, Ltd.

(57) **CLAIM**

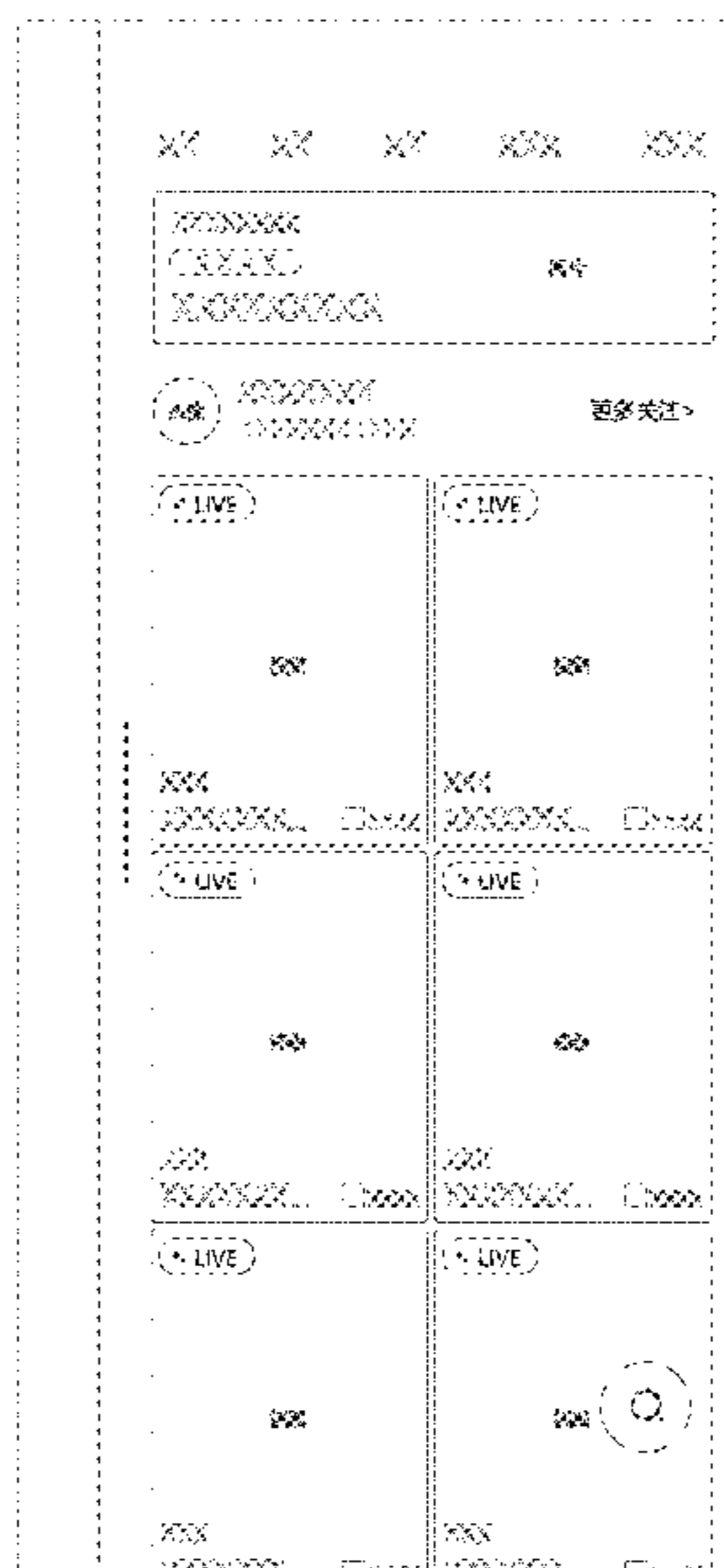
The ornamental design for a display screen or portion thereof with graphical user interface, as shown and described.

DESCRIPTION

FIG. 1 is a front view of a display screen or portion thereof with graphical user interface showing my new design according to a first embodiment; and, FIG. 2 is a front view of a display screen or portion thereof with graphical user interface showing my new design according to a second embodiment.

The outer perimeter shown in broken lines in the figures illustrates a display screen or portion thereof and forms no part of the claimed design. The remaining broken lines in the figures illustrate portions of the graphical user interface that form no part of the claimed design.

1 Claim, 2 Drawing Sheets



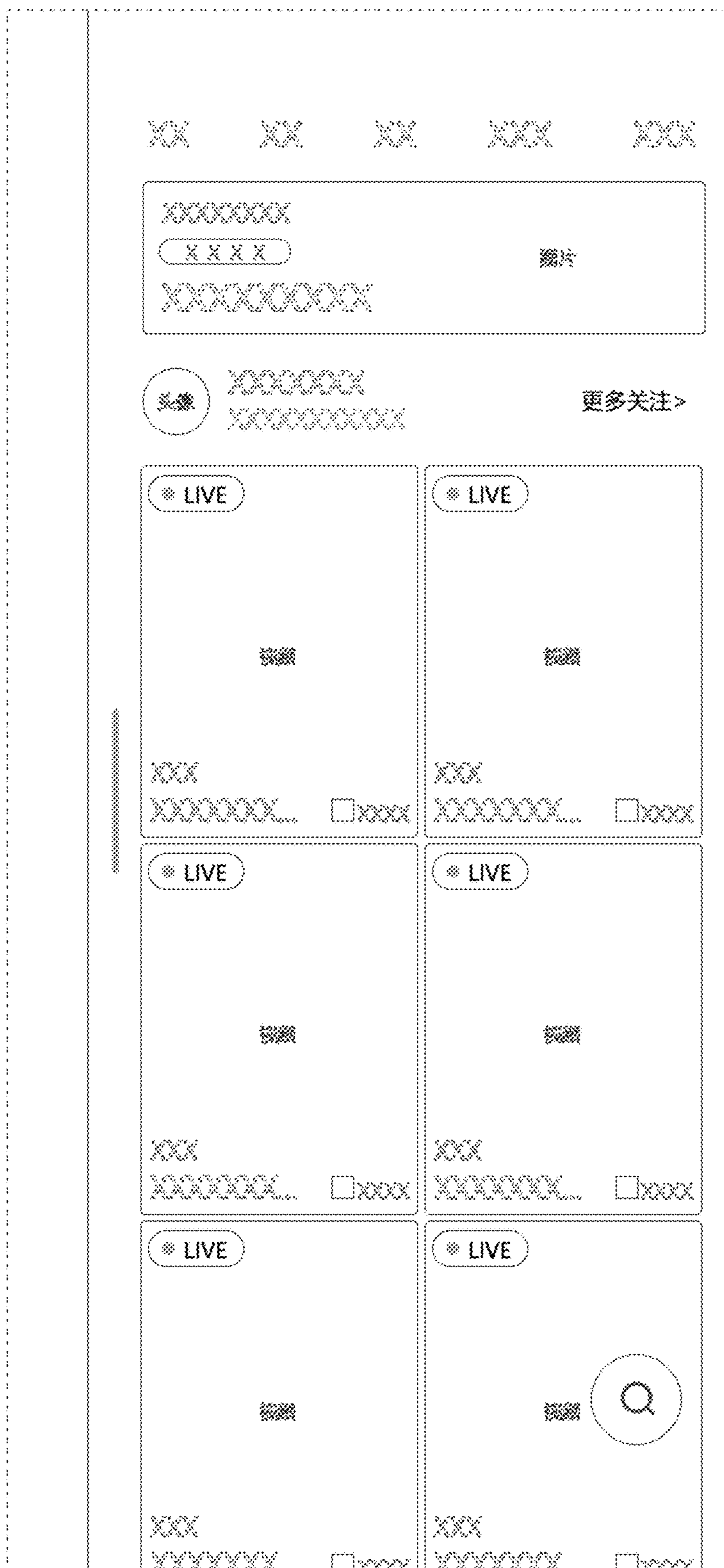


FIG. 1

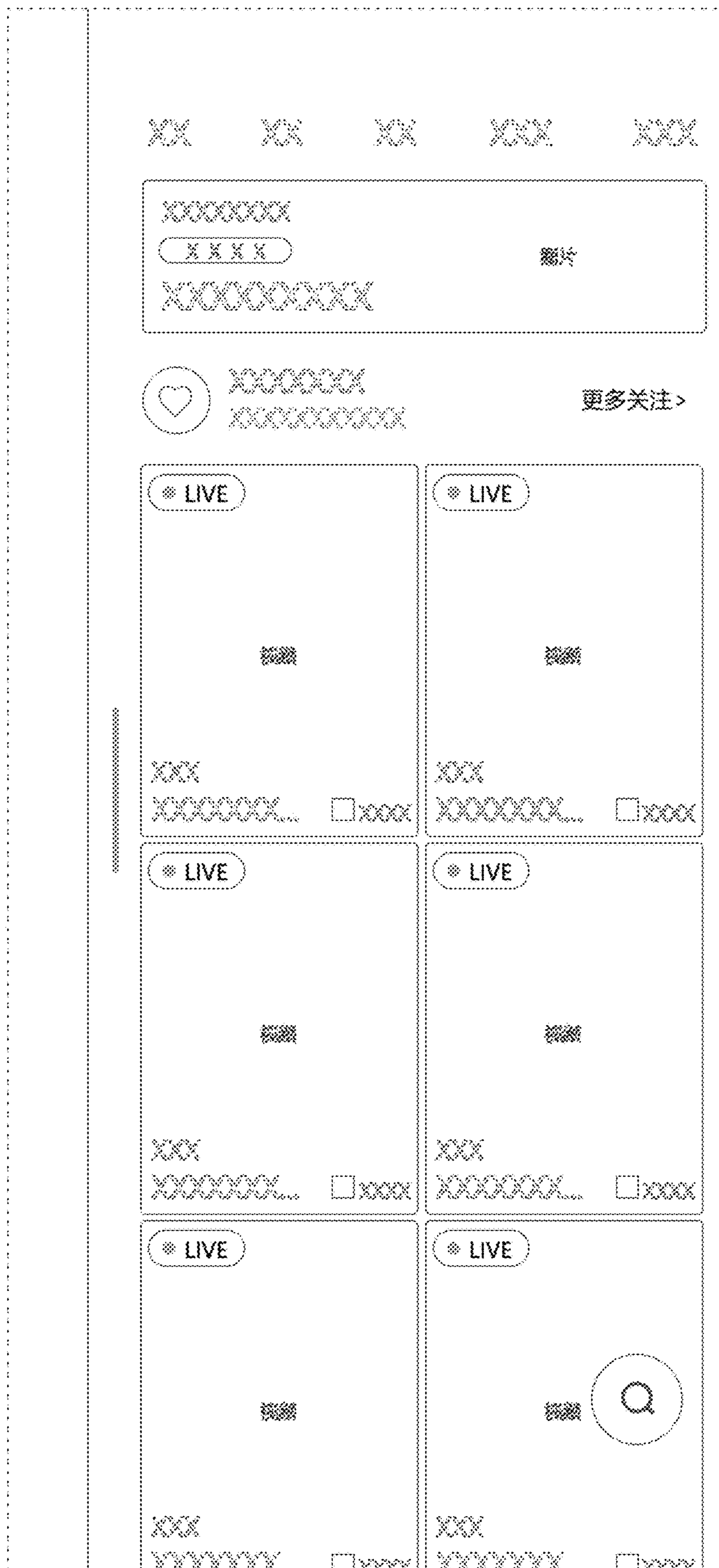


FIG. 2