



US00D961598S

(12) **United States Design Patent** (10) **Patent No.:** **US D961,598 S**
Wang (45) **Date of Patent:** **** Aug. 23, 2022**

(54) **LAPTOP PROTECTION CASE SET**

Primary Examiner — Katie Jane Stofko

(71) Applicant: **Shuxin Wang**, Xiangtan (CN)

(57) **CLAIM**

(72) Inventor: **Shuxin Wang**, Xiangtan (CN)

The ornamental design for a laptop protection case set, as shown and described.

(**) Term: **15 Years**

(21) Appl. No.: **29/774,444**

DESCRIPTION

(22) Filed: **Mar. 17, 2021**

(51) **LOC (13) Cl.** **14-02**

(52) **U.S. Cl.**
USPC **D14/440**

(58) **Field of Classification Search**
USPC D14/440, 250, 447; 206/45.2, 45.23,
206/320; 361/679.55; 294/25; 224/218
CPC ... G06F 1/1628; G06F 1/1626; A47B 23/044;
H04B 1/3888
See application file for complete search history.

FIG. 1 is a front, bottom and right side perspective view of a first component of a laptop protection case set showing my new design;
FIG. 2 is a rear, top perspective view thereof;
FIG. 3 is a front elevational view thereof;
FIG. 4 is a rear elevational view thereof;
FIG. 5 is a left side elevational view thereof;
FIG. 6 is a right side elevational view thereof;
FIG. 7 is a top plan view thereof;
FIG. 8 is a bottom plan view thereof;
FIG. 9 is a front, bottom and right side perspective view of a second component of the laptop protection case set showing my new design;
FIG. 10 is another perspective view thereof;
FIG. 11 is a front elevational view thereof;
FIG. 12 is a rear elevational view thereof;
FIG. 13 is a left side elevational view thereof;
FIG. 14 is a right side elevational view thereof;
FIG. 15 is a top plan view thereof;
FIG. 16 is a bottom plan view thereof; and,
FIG. 17 is a front, bottom and right side perspective view of the laptop protection case set.

The broken lines in the drawings depict portions of the laptop protection case set that form no part of the claimed design.

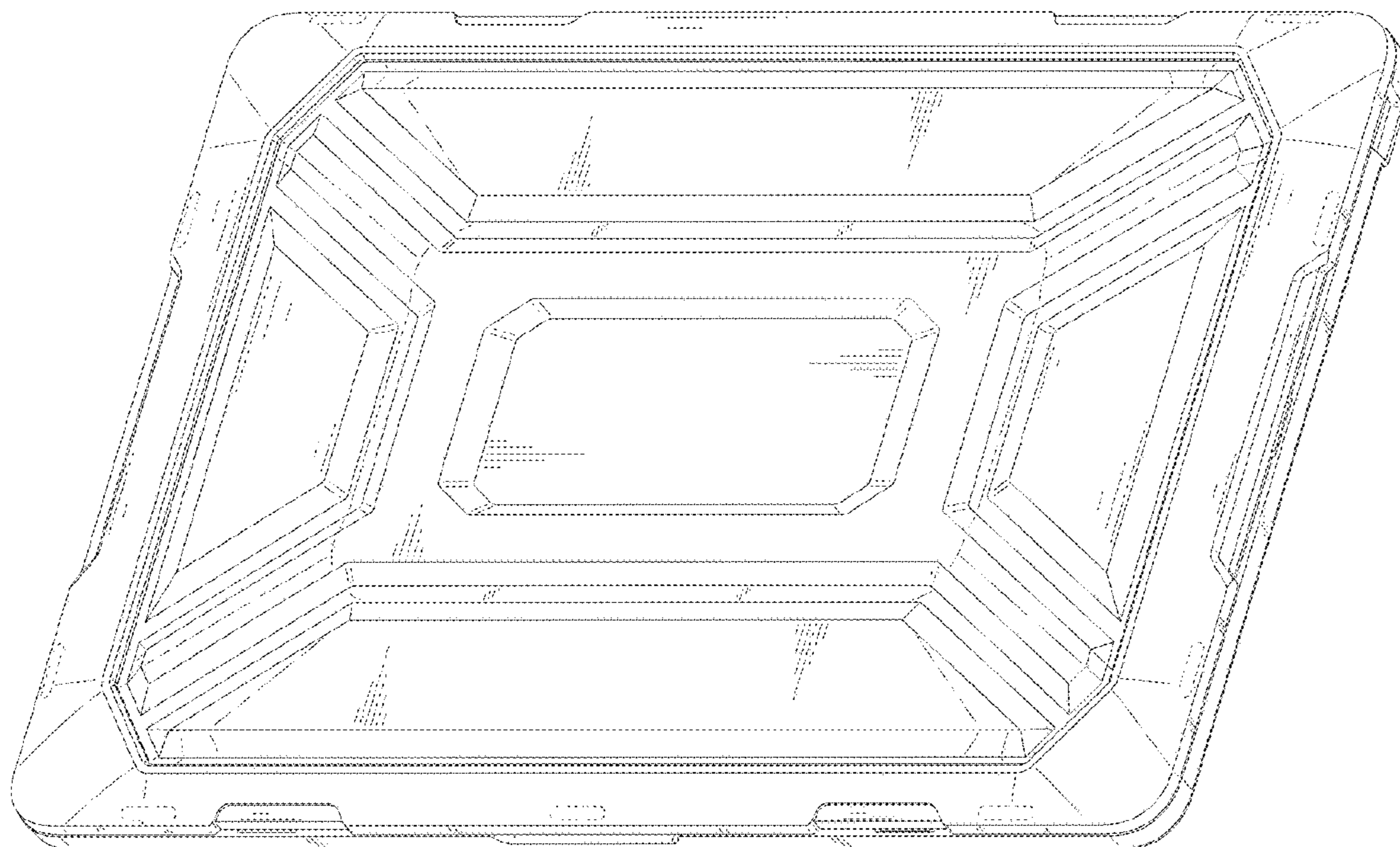
(56) **References Cited**

U.S. PATENT DOCUMENTS

D391,224 S *	2/1998	Schumacher	D13/103
D681,622 S *	5/2013	Melanson	D14/250
D683,340 S *	5/2013	Chang	D14/250
D716,281 S *	10/2014	Melanson	D14/250
D716,282 S *	10/2014	Melanson	D14/250
D716,284 S *	10/2014	Melanson	D14/250
D748,636 S *	2/2016	Zadvinskis	D14/440
D779,497 S *	2/2017	Meng	D14/440
D788,058 S *	5/2017	Astheimer	D14/138 G
D789,315 S *	6/2017	Astheimer	D14/138 G
D812,618 S *	3/2018	Altaras	D14/440
D892,804 S *	8/2020	Lin	D14/440
D893,497 S *	8/2020	Li	D14/440

* cited by examiner

1 Claim, 17 Drawing Sheets






FIG. 1

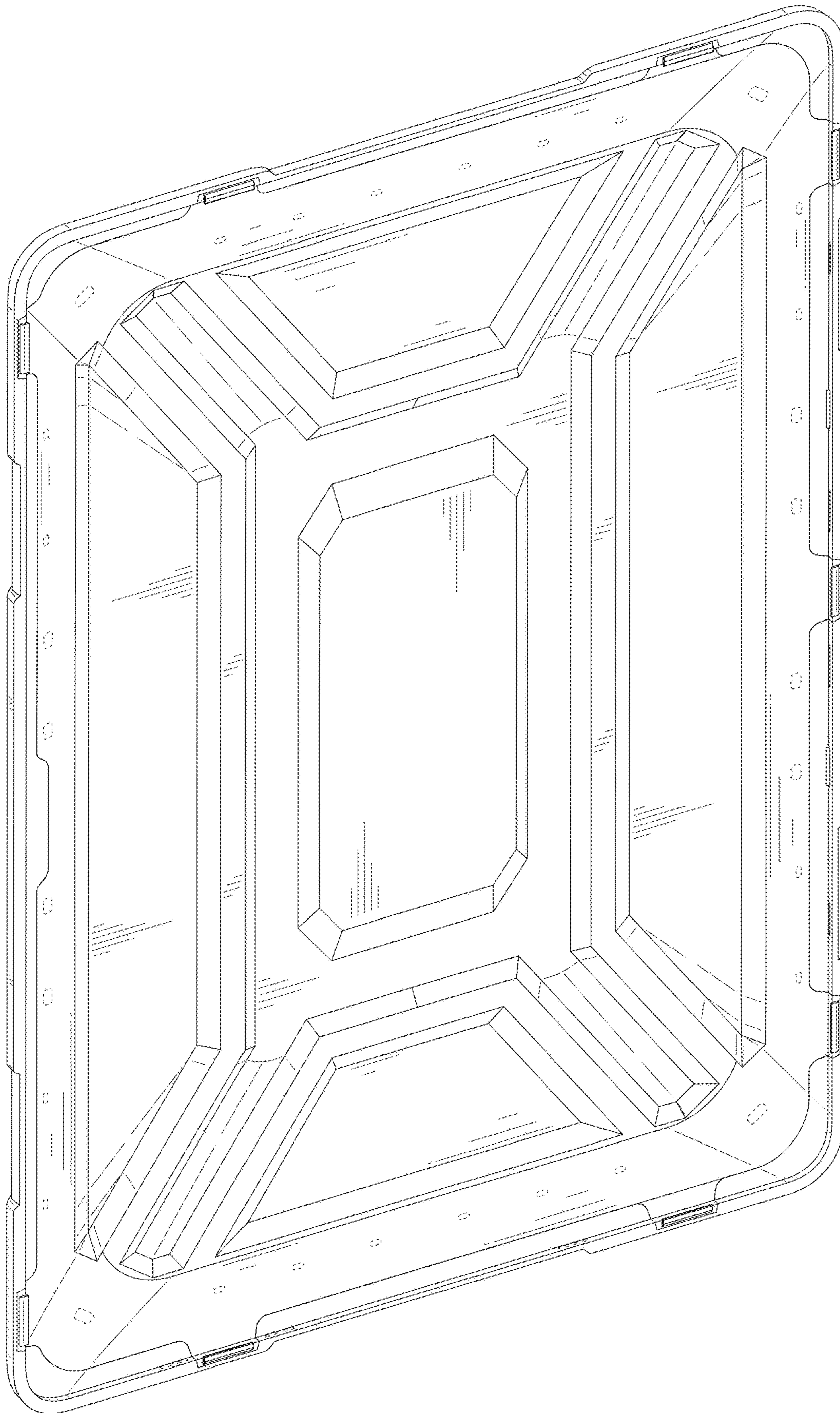


FIG. 2




FIG. 3




FIG. 4




FIG. 5




FIG. 6



FIG. 7




FIG. 8

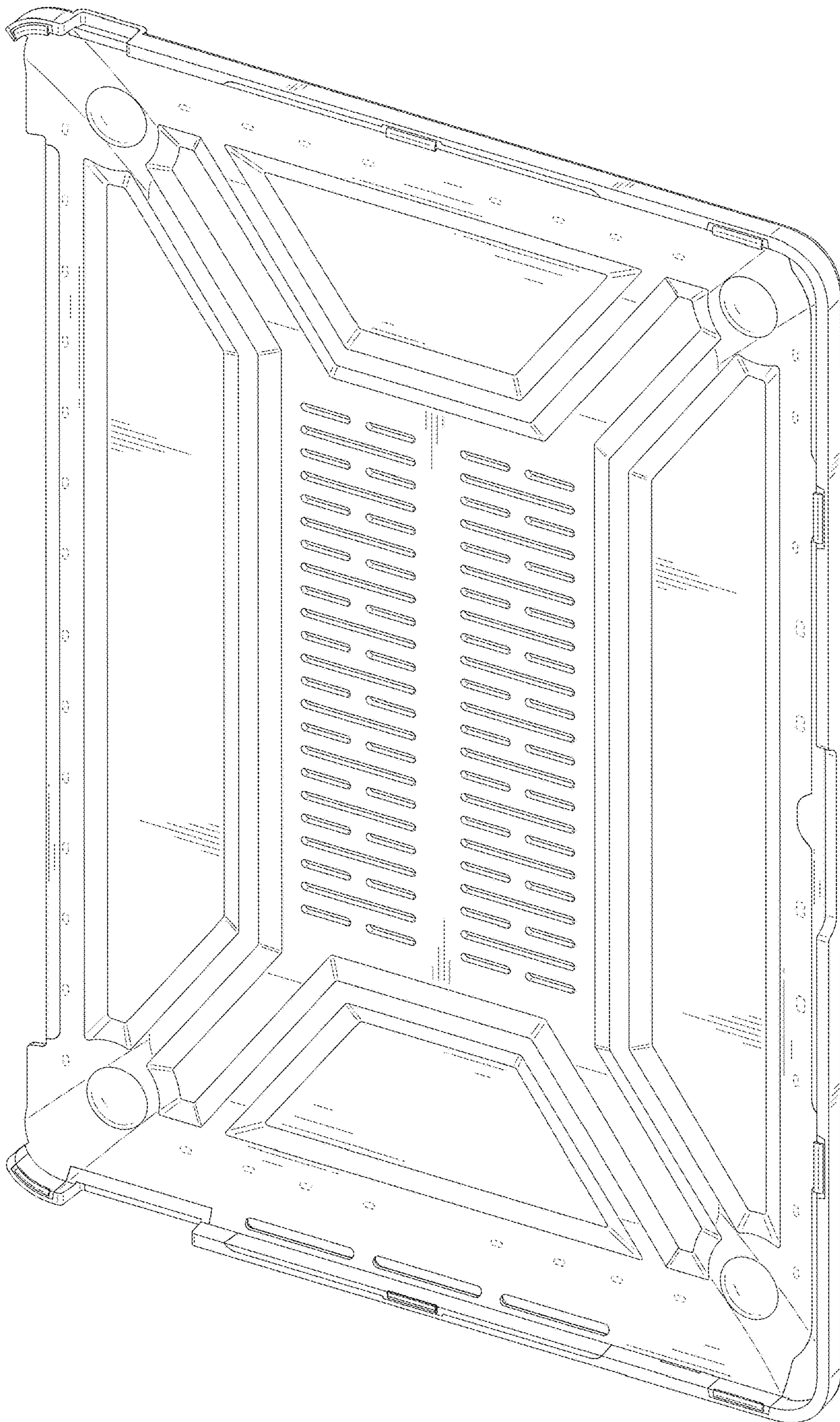


FIG. 9




FIG. 10




FIG. 11

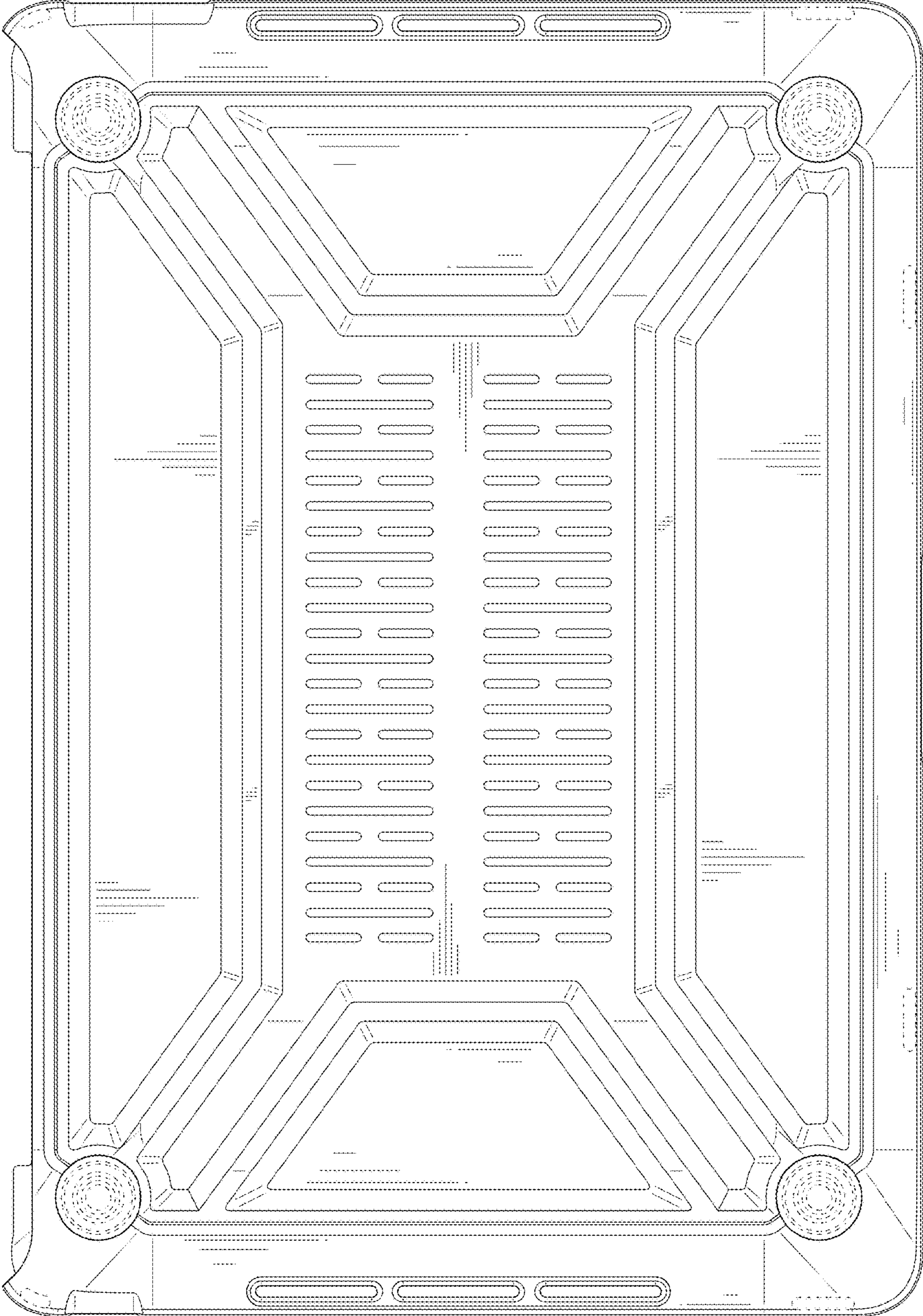


FIG. 12




FIG. 13




FIG. 14

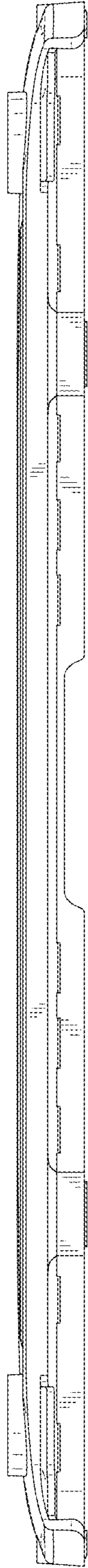


FIG. 15

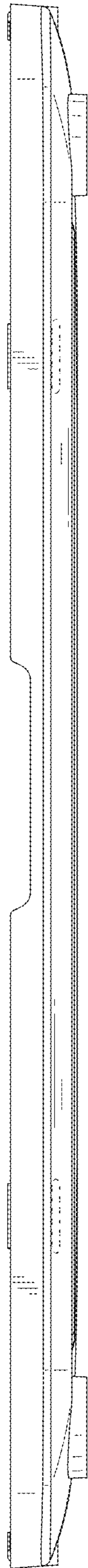


FIG. 16




FIG. 17