



US00D961596S

(12) **United States Design Patent** (10) **Patent No.:** **US D961,596 S**  
**Fonti et al.** (45) **Date of Patent:** **\*\* Aug. 23, 2022**

(54) **ELECTRONIC DEVICE**

(71) Applicant: **Crestron Electronics, Inc.**, Rockleigh, NJ (US)

(72) Inventors: **Michael Fonti**, Congers, NY (US);  
**Srinivas Vunnava**, Plano, TX (US);  
**Delix Alex**, River Vale, NJ (US);  
**Donald Florczak**, Tenafly, NJ (US);  
**Sae Jhun**, Bayside, NY (US); **Xiaofeng Xu**, Vernon Hills, IL (US); **Peter Wang**, Allen, TX (US)

(73) Assignee: **Crestron Electronics, Inc.**, Rockleigh, NJ (US)

(\*\*) Term: **15 Years**

(21) Appl. No.: **29/768,020**

(22) Filed: **Jan. 27, 2021**

(51) **LOC (13) Cl.** ..... **13-03**

(52) **U.S. Cl.**  
USPC ..... **D14/433; D13/184**

(58) **Field of Classification Search**  
USPC ..... D14/240, 242, 356, 358, 363, 365, 367,  
D14/370, 432-437, 439, 125, 366, 168,  
D14/496; D13/103, 107, 108, 118, 119,  
D13/123, 133, 134, 154, 158, 162, 173,  
D13/184, 110  
CPC ..... H04N 7/00; H04D 10/70  
See application file for complete search history.

(56) **References Cited**

**U.S. PATENT DOCUMENTS**

D602,452 S \* 10/2009 Grundker ..... D13/184  
D614,979 S \* 5/2010 McNames ..... D10/70  
D634,704 S \* 3/2011 Tieleman ..... D13/102  
D702,239 S \* 4/2014 Lee ..... D14/432  
D705,748 S \* 5/2014 He ..... D14/155

D733,043 S \* 6/2015 Hasbrook ..... D13/103  
D752,529 S \* 3/2016 Loretan ..... D14/125  
D756,338 S \* 5/2016 Jou ..... D14/242  
D756,976 S \* 5/2016 Jou ..... D14/242  
D763,262 S \* 8/2016 Hallar ..... D14/434  
D765,066 S \* 8/2016 Cowles ..... D14/240  
D771,024 S \* 11/2016 Epstein ..... D14/242  
D783,619 S \* 4/2017 Couture ..... D14/433  
D830,869 S \* 10/2018 Siminoff ..... D10/106.1  
D844,006 S \* 3/2019 Molnár ..... D14/434  
D849,006 S \* 5/2019 Pang ..... D14/433  
D854,018 S \* 7/2019 Liao ..... D14/433  
D862,405 S \* 10/2019 Russo ..... D14/125

(Continued)

*Primary Examiner* — Keli L Hill

*Assistant Examiner* — Harold E Blackwell, II

(74) *Attorney, Agent, or Firm* — Crestron Electronics, Inc.

(57) **CLAIM**

The ornamental design for an electronic device, as shown and described.

**DESCRIPTION**

FIG. 1 shows a top-front perspective view of an electronic device.

FIG. 2 shows a top-rear perspective view of the electronic device.

FIG. 3 shows a front elevation view of the electronic device.

FIG. 4 shows a rear elevation view of the electronic device.

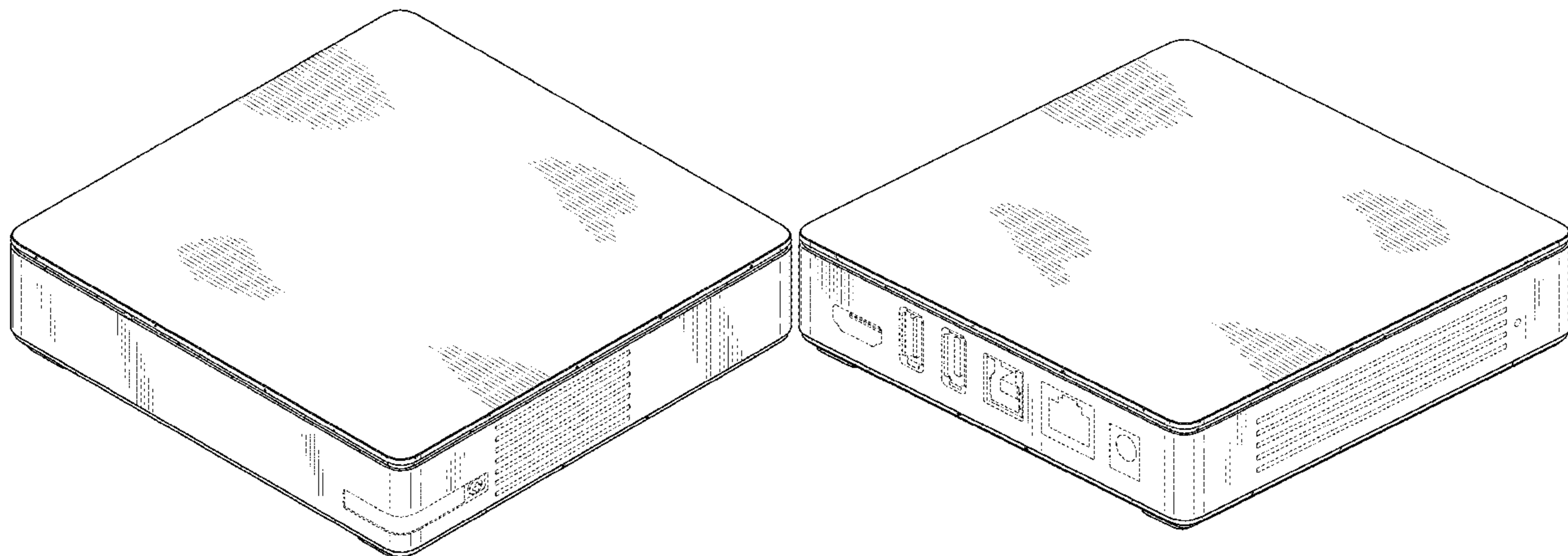
FIG. 5 shows a left side elevation view of the electronic device.

FIG. 6 shows a right side elevation view of the electronic device.

FIG. 7 shows a top plan view of the electronic device; and, FIG. 8 shows a bottom plan view of the electronic device.

The broken line portion of the figure drawings is included to show unclaimed subject matter only and forms no part of the claimed design.

**1 Claim, 8 Drawing Sheets**



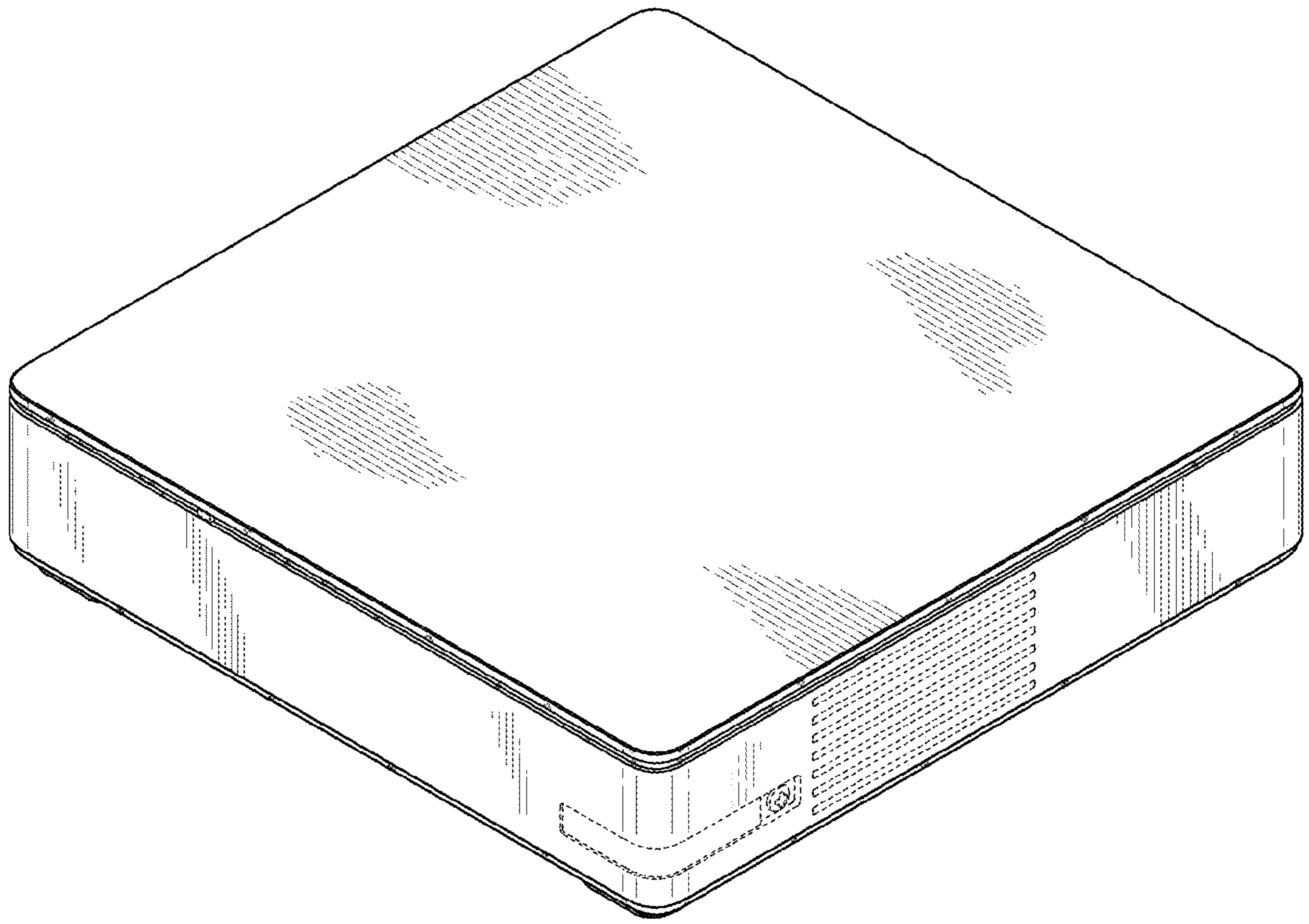
(56)

**References Cited**


U.S. PATENT DOCUMENTS

D864,145 S \* 10/2019 Zhang ..... D14/433  
D879,150 S \* 3/2020 Kusano ..... D14/203.1  
D886,812 S \* 6/2020 Jung ..... D14/240  
D916,028 S \* 4/2021 Yu ..... D13/139.8  
D924,933 S \* 7/2021 Kusano ..... D14/496  
D926,188 S \* 7/2021 Zhang ..... D14/433  
D937,260 S \* 11/2021 Kuwano ..... D14/358  
D944,803 S \* 3/2022 Liao ..... D14/433  
D945,392 S \* 3/2022 Jia ..... D14/155  
D952,477 S \* 5/2022 Gong ..... D10/52  
D953,304 S \* 5/2022 Huang ..... D14/225  
D953,337 S \* 5/2022 Zhang ..... D14/433

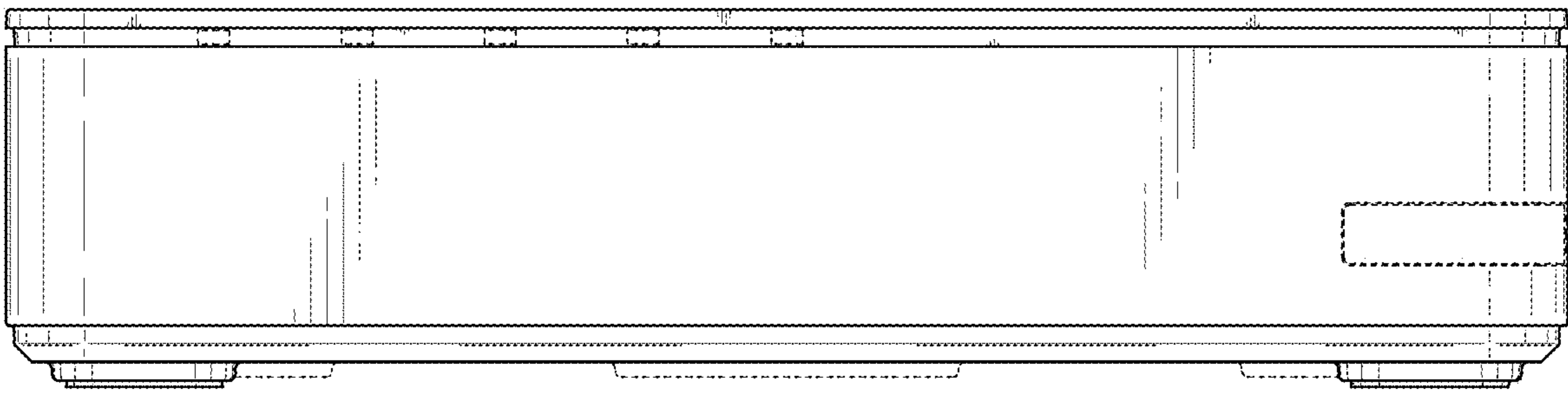
\* cited by examiner



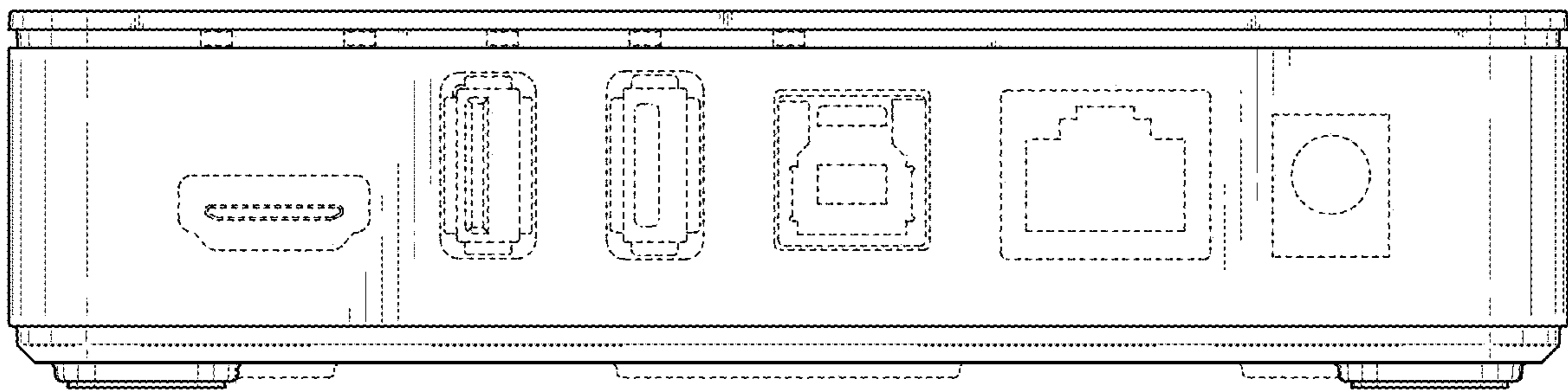
*FIG. 1*



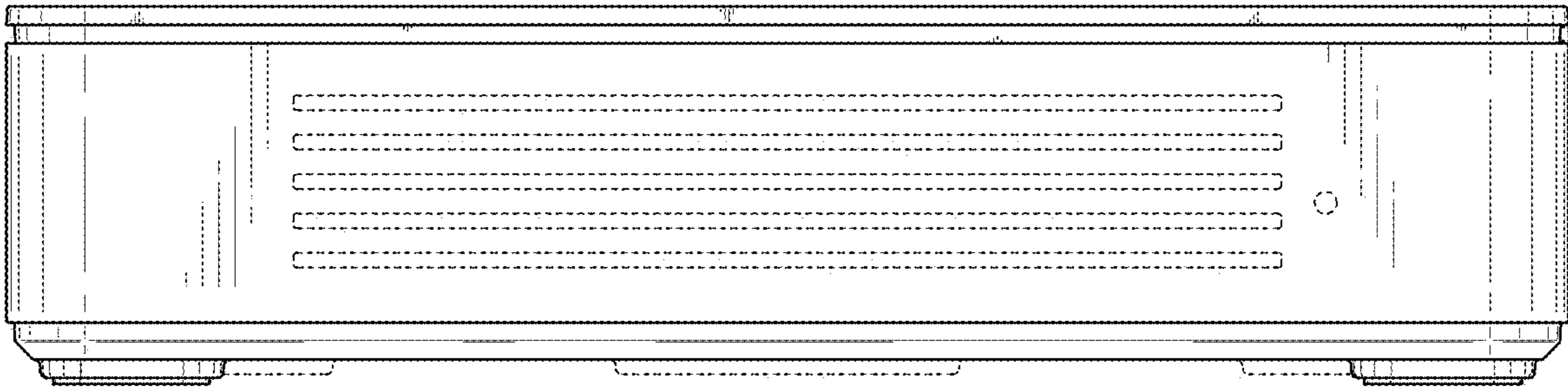
*FIG. 2*



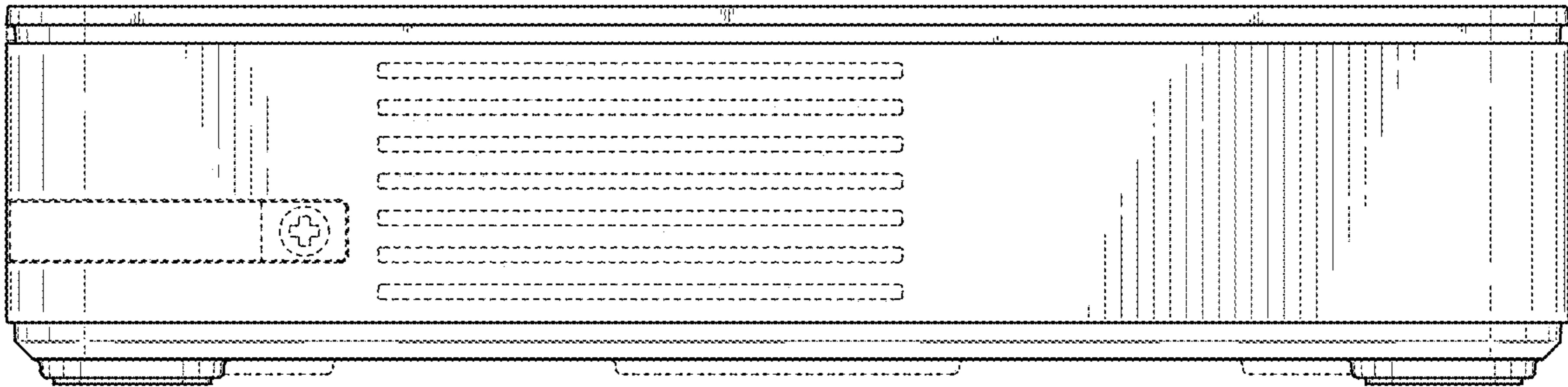
*FIG. 3*



*FIG. 4*




*FIG. 5*

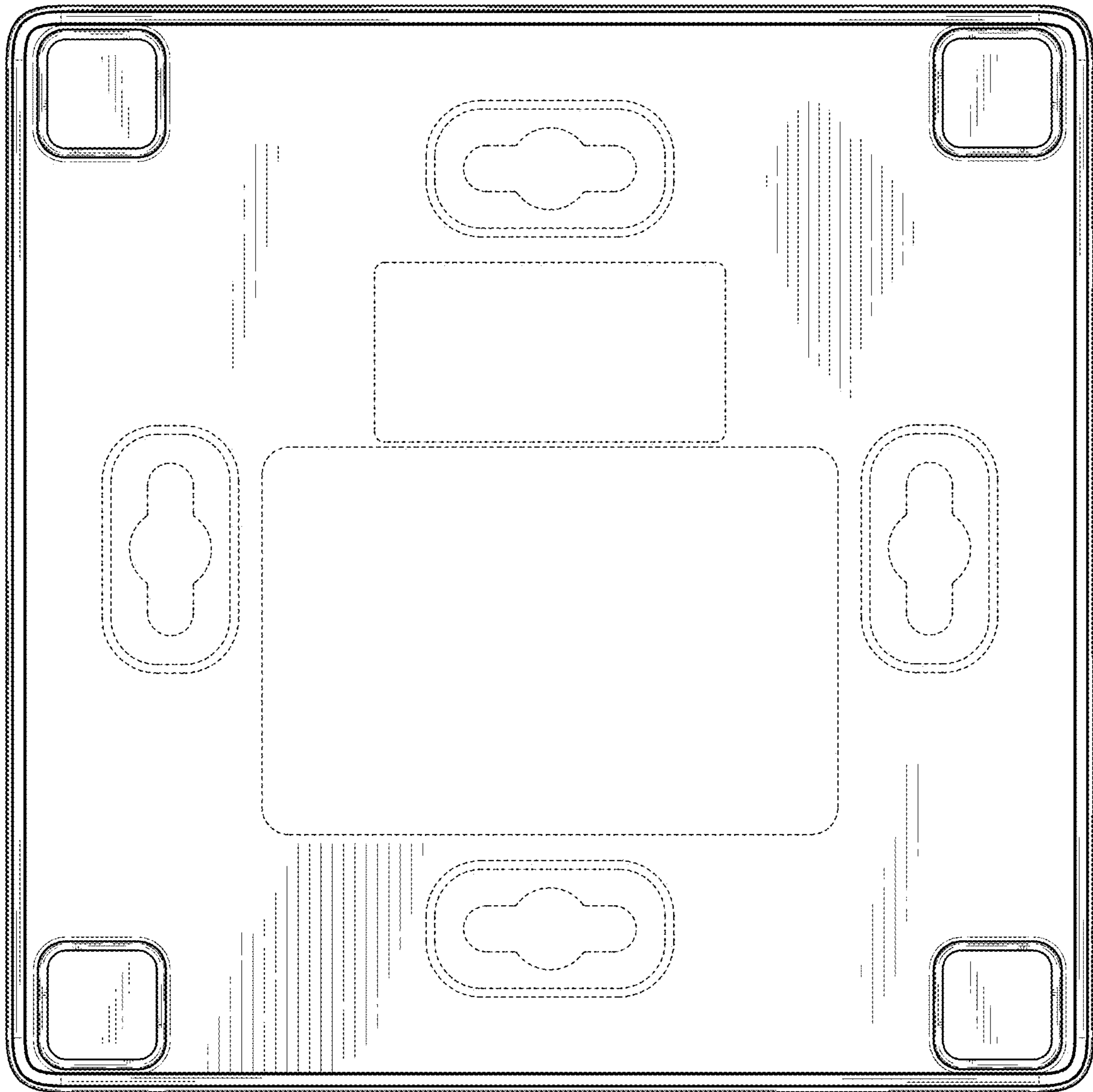


*FIG. 6*





*FIG. 7*



*FIG. 8*