



US00D961573S

(12) **United States Design Patent**
Lin

(10) **Patent No.:** **US D961,573 S**

(45) **Date of Patent:** **** Aug. 23, 2022**

(54) **PHONE CASE**

(71) Applicant: **HUMBOLDT TECHNOLOGY (HK) LIMITED**, Hong Kong (HK)

(72) Inventor: **Wuqiang Lin**, Shenzhen (CN)

(**) Term: **15 Years**

(21) Appl. No.: **29/786,013**

(22) Filed: **May 28, 2021**

(51) **LOC (13) Cl.** **14-03**

(52) **U.S. Cl.**
USPC **D14/250**

(58) **Field of Classification Search**
USPC D14/203.3–203.7, 439, 251–253, 447,
D14/217, 240, 238.1, 440, 248, 250;
D13/103, 107–108, 119; D3/201, 218,
D3/247, 249, 269, 273, 301, 303
CPC H04B 1/3888; A45C 11/00; A45C 13/02;
A45C 2011/002; A45C 1/06; A45F
2200/0525; A45F 2005/026; A45F
2200/0516; H04M 1/0283; H04M 1/0202
See application file for complete search history.

(56) **References Cited**

U.S. PATENT DOCUMENTS

D622,716 S *	8/2010	Andre	D3/201
D692,419 S *	10/2013	Rayner	D14/250
D740,798 S *	10/2015	Poon	D14/250
D746,805 S *	1/2016	Kim	D14/250
D780,164 S *	2/2017	Lee	D14/250
D842,848 S *	3/2019	Kim	D14/250
D851,078 S *	6/2019	Yuan	D14/250
D852,183 S *	6/2019	Kim	D14/250
D855,610 S *	8/2019	Wei	D14/250
D888,033 S *	6/2020	Kim	D14/250
D896,212 S *	9/2020	Wang	D14/250
D896,804 S *	9/2020	Lin	D14/250

D898,015 S *	10/2020	Kwak	D14/250
D902,913 S *	11/2020	Lee	D14/250
D903,647 S *	12/2020	Lin	D14/250
D905,035 S *	12/2020	Debaigue	D14/250
D905,676 S *	12/2020	Kim	D14/250
D905,680 S *	12/2020	Kim	D14/250
D906,324 S *	12/2020	Kwon	D14/250
D908,680 S *	1/2021	Kim	D14/250
D909,359 S *	2/2021	Kim	D14/250
D916,692 S *	4/2021	Ting	D14/250
D917,445 S *	4/2021	Li	D14/250
D917,451 S	4/2021	Ng	
D938,406 S *	12/2021	Li	D14/250
2013/0257240 A1 *	10/2013	Hong	H04B 1/3888 312/223.1
2014/0221056 A1 *	8/2014	Gandhi	H04B 1/3888 455/575.8
2017/0331508 A1 *	11/2017	Kim	H04B 1/3888
2018/0249799 A1 *	9/2018	Northrup	A45C 11/00
2019/0298023 A1 *	10/2019	Okada	H04B 1/3888

(Continued)

Primary Examiner — Carla J Wright

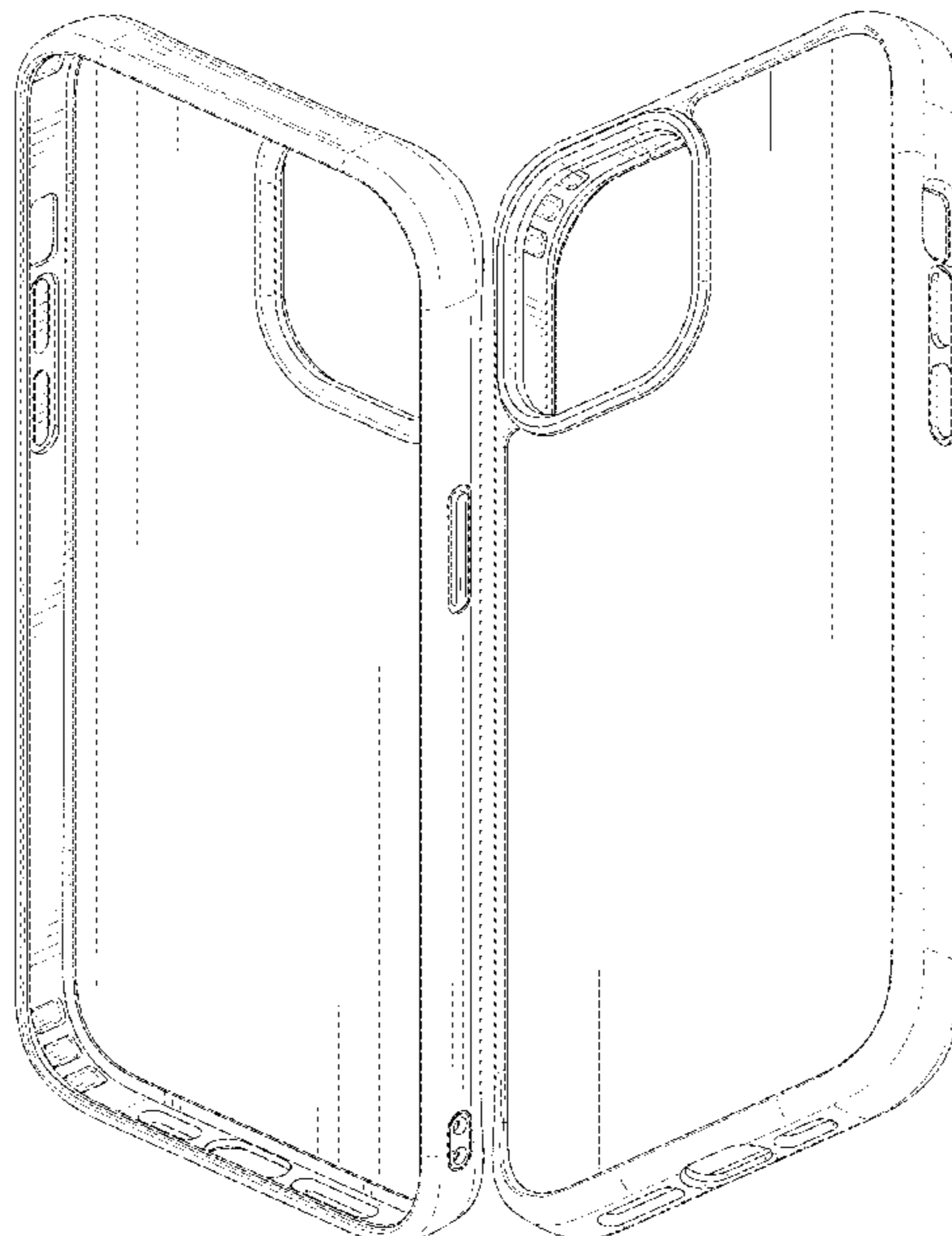
(57) **CLAIM**

The ornamental design for a phone case, as shown and described.

DESCRIPTION

FIG. 1 is a front, right, and top perspective view of a phone case showing my new design;
FIG. 2 is a rear, left and bottom perspective view thereof;
FIG. 3 is a front, right and bottom perspective view thereof;
FIG. 4 is a front, left and top perspective view thereof;
FIG. 5 is a front elevation view thereof;
FIG. 6 is a rear elevation view thereof;
FIG. 7 is a left side elevation view thereof;
FIG. 8 is a right side elevation view thereof;
FIG. 9 is a top plan view thereof; and,
FIG. 10 is a bottom plan view thereof.

1 Claim, 10 Drawing Sheets



(56)

References Cited

U.S. PATENT DOCUMENTS

2021/0059370 A1* 3/2021 Del Toro H04M 1/04
2021/0159933 A1* 5/2021 Dufelmeier H04B 1/3888

* cited by examiner

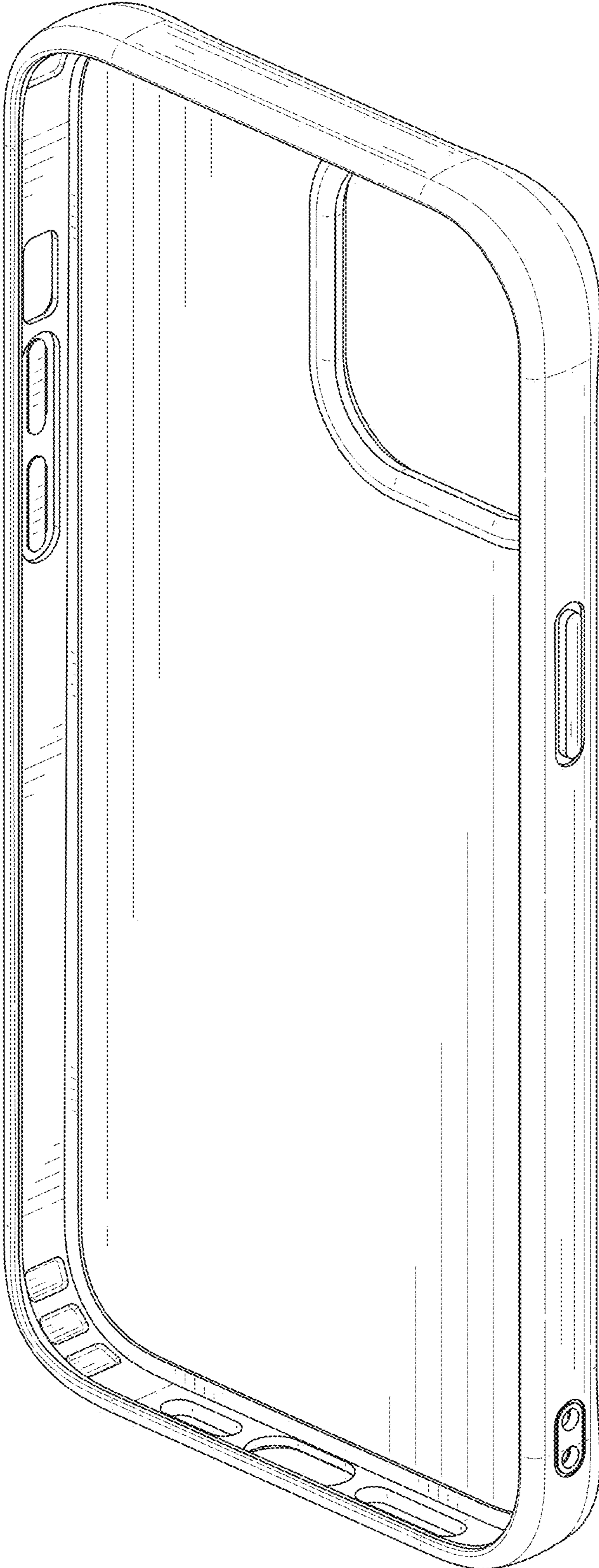


FIG. 1

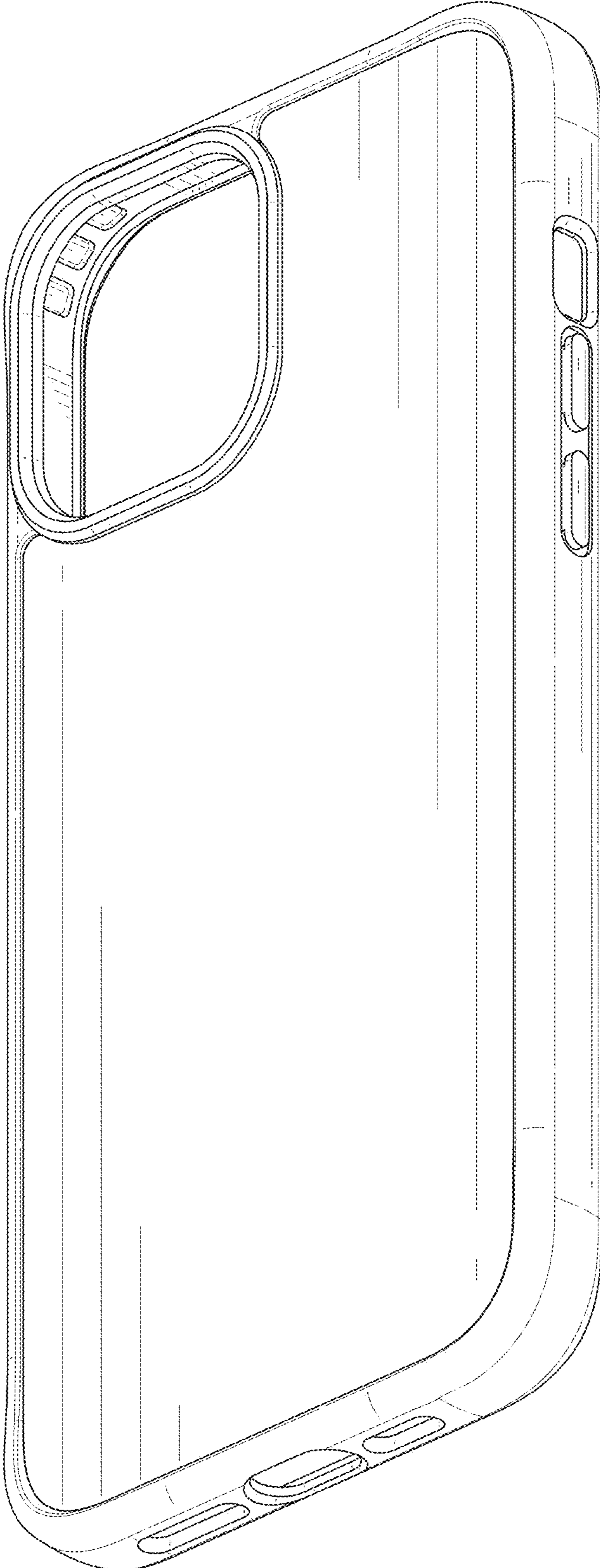


FIG. 2




FIG. 3




FIG. 4

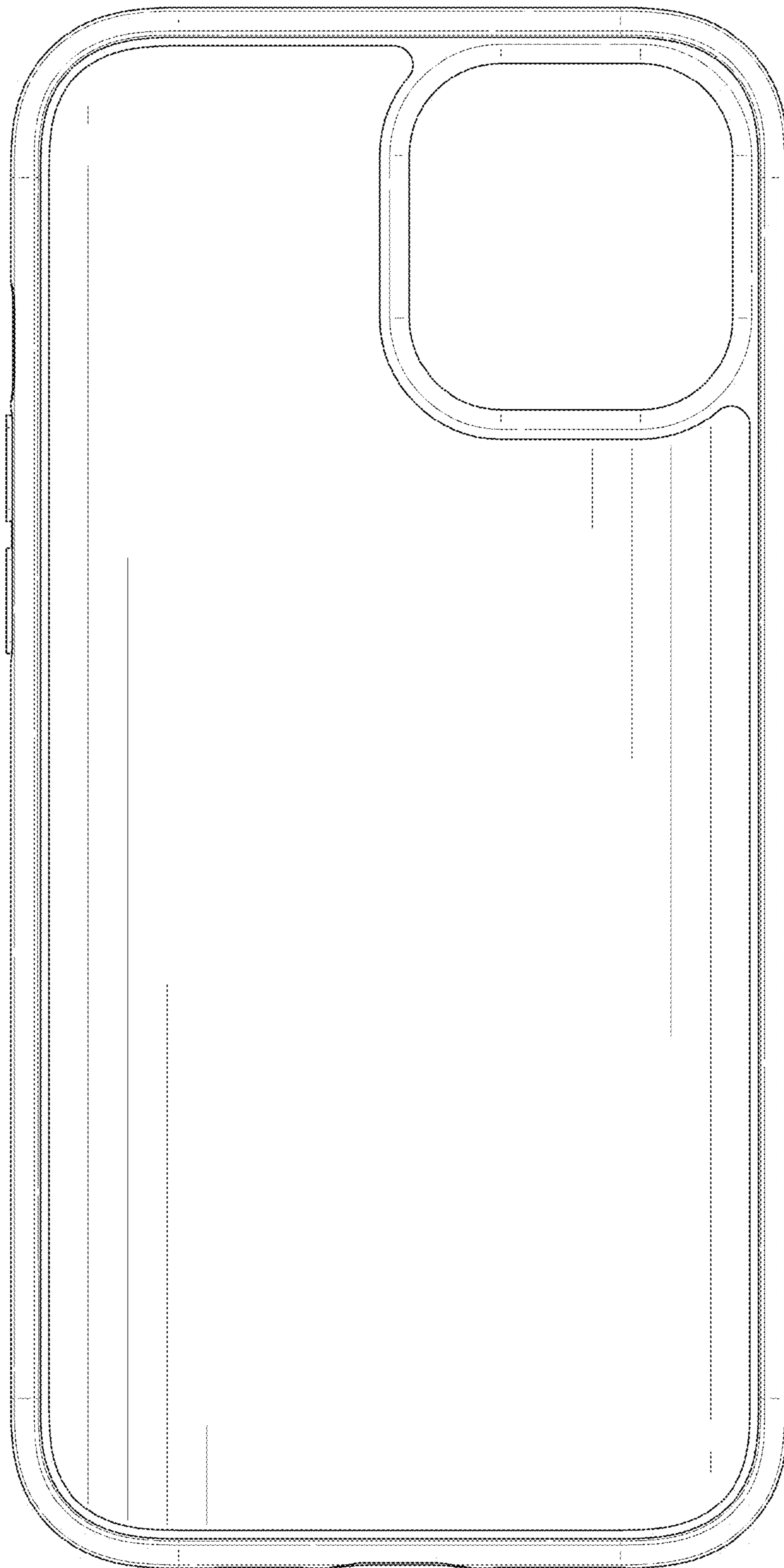


FIG. 5

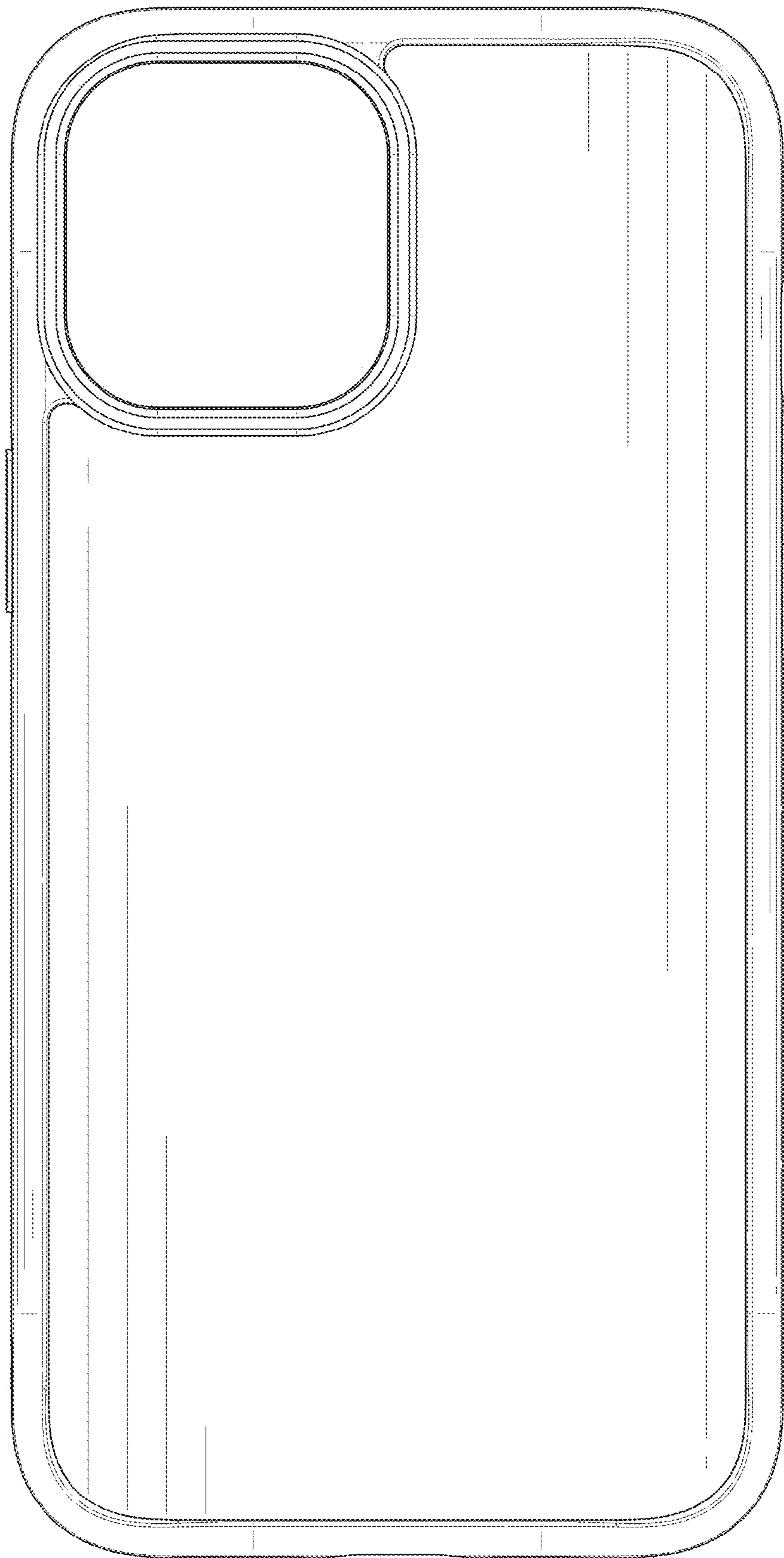


FIG. 6




FIG. 7




FIG. 8

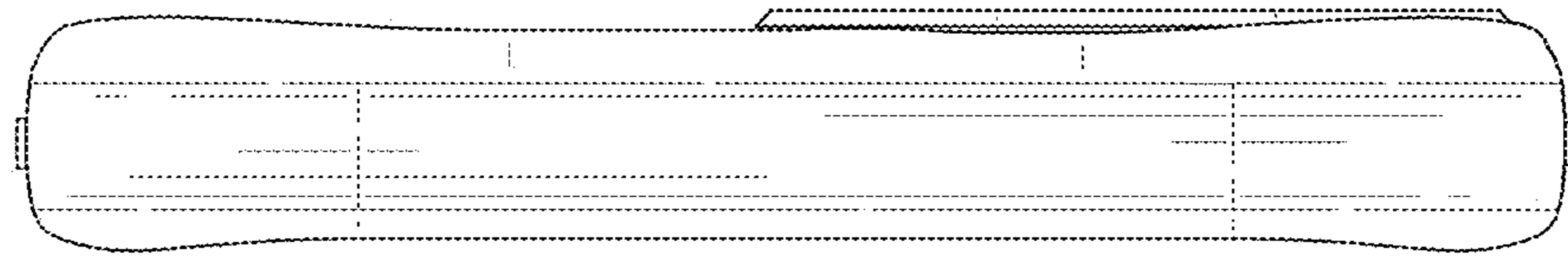


FIG. 9

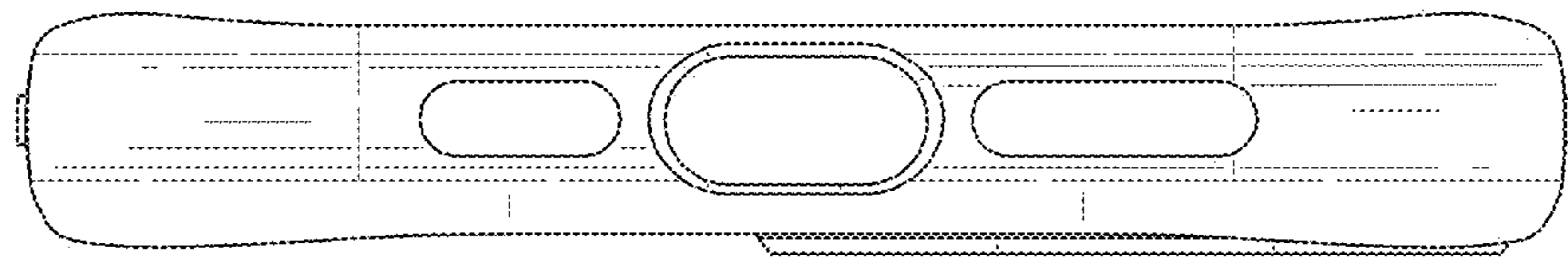


FIG. 10