



US00D961556S

(12) **United States Design Patent**  
**Hong et al.**

(10) **Patent No.:** **US D961,556 S**

(45) **Date of Patent:** **\*\* Aug. 23, 2022**

(54) **WIRELESS EARPHONE**

(71) Applicant: **Samsung Electronics Co., Ltd.**,  
Suwon-si (KR)

(72) Inventors: **Jaehyung Hong**, Suwon-si (KR);  
**Kwangha Choi**, Suwon-si (KR);  
**Sangok Sohn**, Suwon-si (KR)

(73) Assignee: **Samsung Electronics Co., Ltd.**,  
Suwon-si (KR)

(\*\*) Term: **15 Years**

(21) Appl. No.: **29/769,277**

(22) Filed: **Feb. 4, 2021**

(30) **Foreign Application Priority Data**

Nov. 13, 2020 (KR) ..... 30-2020-0055040

(51) **LOC (13) Cl.** ..... **14-01**

(52) **U.S. Cl.**  
USPC ..... **D14/223**

(58) **Field of Classification Search**  
USPC ..... D14/223, 205; D24/174; 128/864-866;  
381/380-381, 374, 322, 328, 330;  
455/90.3, 575.1, 569.1  
CPC ..... H04R 1/10; H04R 1/1033; H04R 1/1016;  
H04R 1/1066; H04R 5/033; H04R  
5/0335; H04R 25/00; H04R 25/02; A61F  
11/08  
See application file for complete search history.

(56) **References Cited**

**U.S. PATENT DOCUMENTS**

D287,764 S \* 1/1987 Topholm ..... D24/174  
D287,765 S \* 1/1987 Topholm ..... D24/174  
6,484,726 B1 \* 11/2002 Remer ..... A61F 11/08  
128/865  
D481,709 S \* 11/2003 Solderits ..... D14/223

D505,411 S \* 5/2005 Sakai ..... D14/205  
7,356,362 B2 \* 4/2008 Chang ..... H04R 1/1033  
381/372  
D603,380 S \* 11/2009 Hutchieson ..... D14/223  
D628,565 S \* 12/2010 Wu ..... D14/223  
D632,677 S \* 2/2011 Brown ..... D14/223  
D660,292 S \* 5/2012 Rautiainen ..... D14/223  
D666,580 S \* 9/2012 Lee ..... D14/223  
D666,581 S \* 9/2012 Perez ..... D14/223  
8,406,448 B2 \* 3/2013 Lin ..... H04R 1/1091  
381/370  
D698,750 S \* 2/2014 Yoon ..... D14/206  
8,776,801 B2 \* 7/2014 McIntosh ..... H04R 1/1083  
181/135

(Continued)

**FOREIGN PATENT DOCUMENTS**

GB 6097111 \* 8/2020  
GB 6132308 \* 4/2021

(Continued)

*Primary Examiner* — Paula Allen Greene

(74) *Attorney, Agent, or Firm* — NSIP Law

(57) **CLAIM**

We claim the ornamental design for a wireless earphone, as shown and described.

**DESCRIPTION**

FIG. 1 is a front perspective view of a wireless earphone showing our new design;  
FIG. 2 is a front view thereof;  
FIG. 3 is a rear view thereof;  
FIG. 4 is a left-side view thereof;  
FIG. 5 is a right-side view thereof;  
FIG. 6 is a top view thereof;  
FIG. 7 is a bottom view thereof; and,  
FIG. 8 is a rear perspective view thereof.  
The broken lines in the figures depict portions of a wireless earphone which form no part of the claimed design.

**1 Claim, 5 Drawing Sheets**

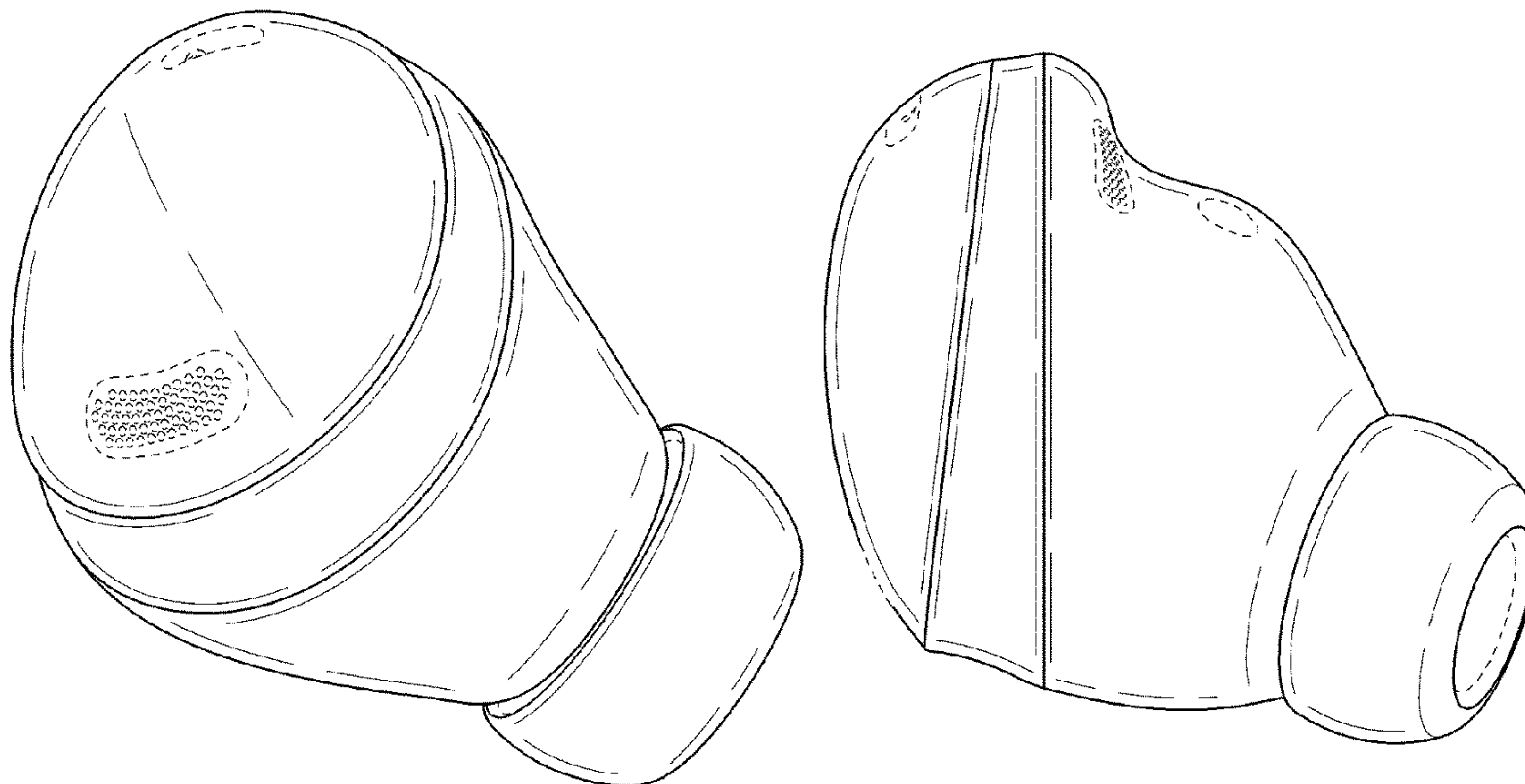




FIG. 1

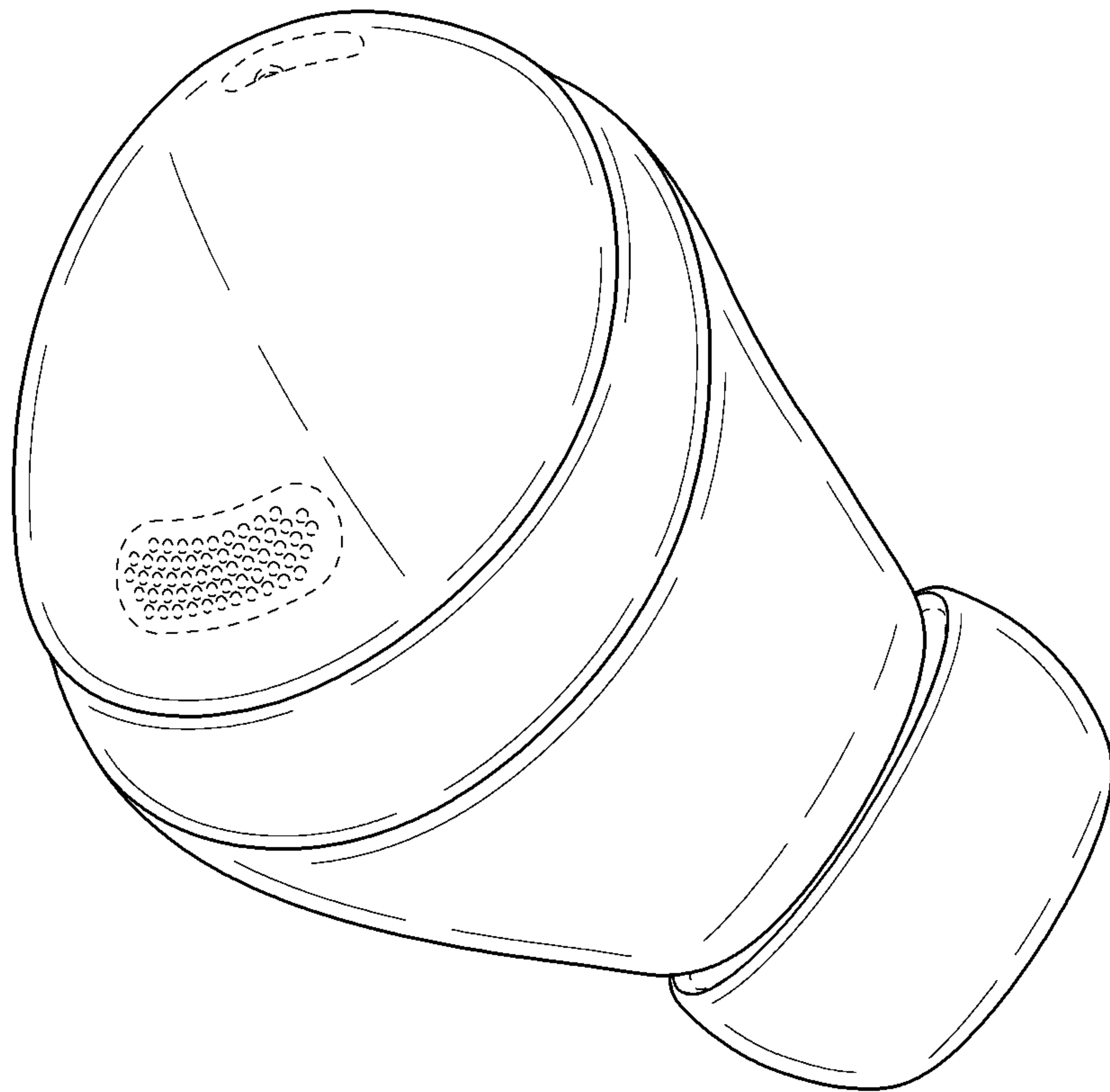


FIG.2

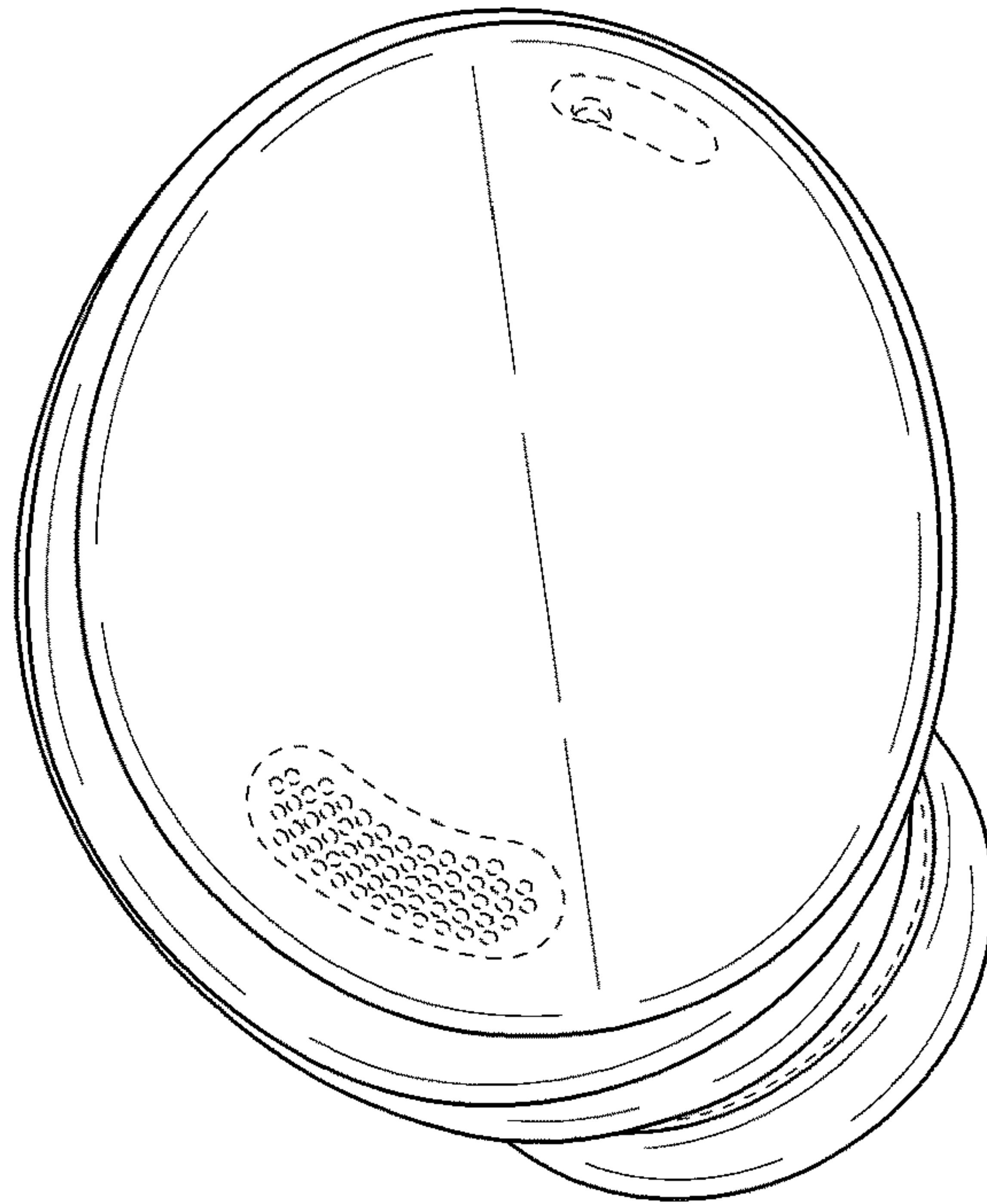


FIG.3

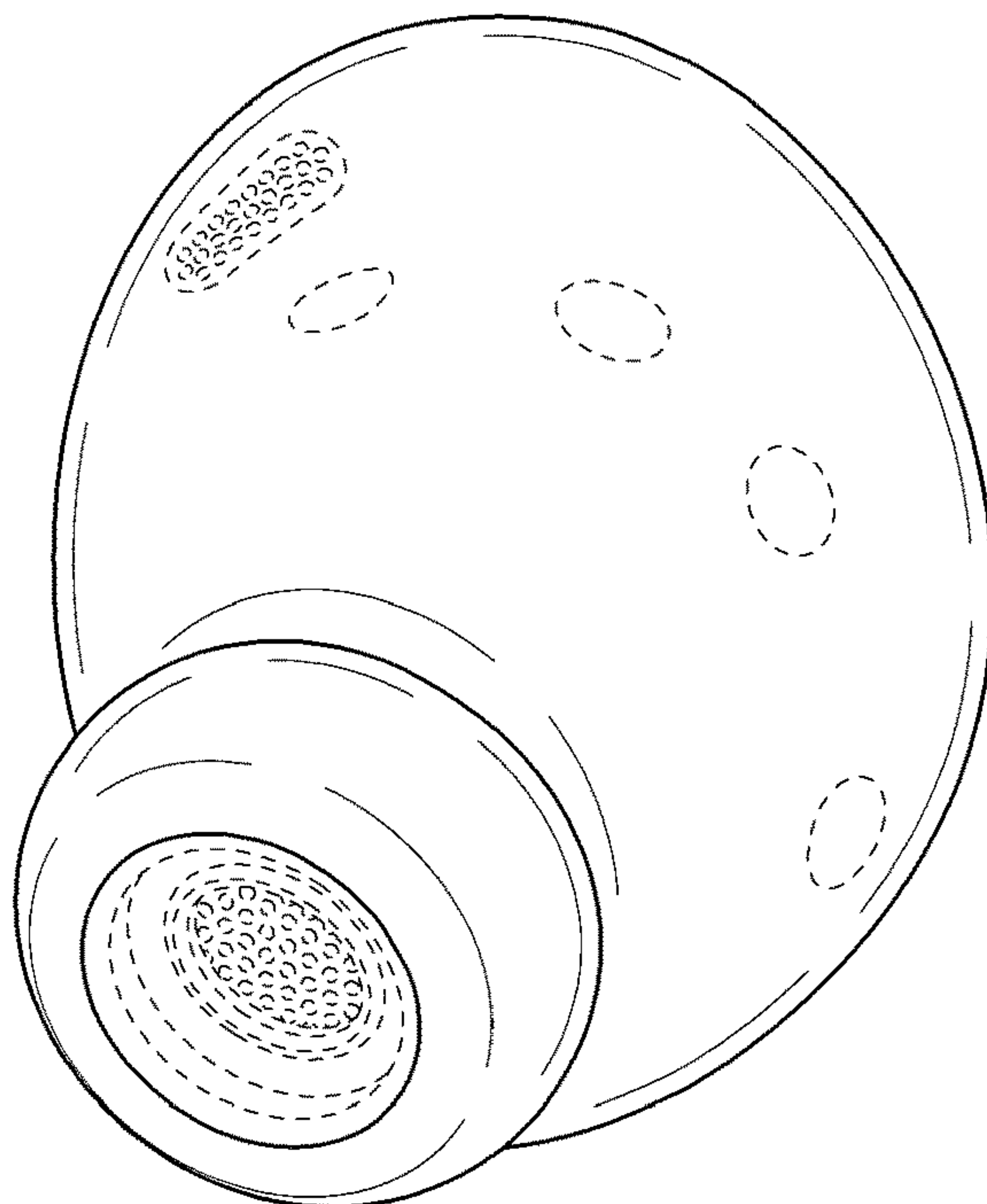




FIG.4

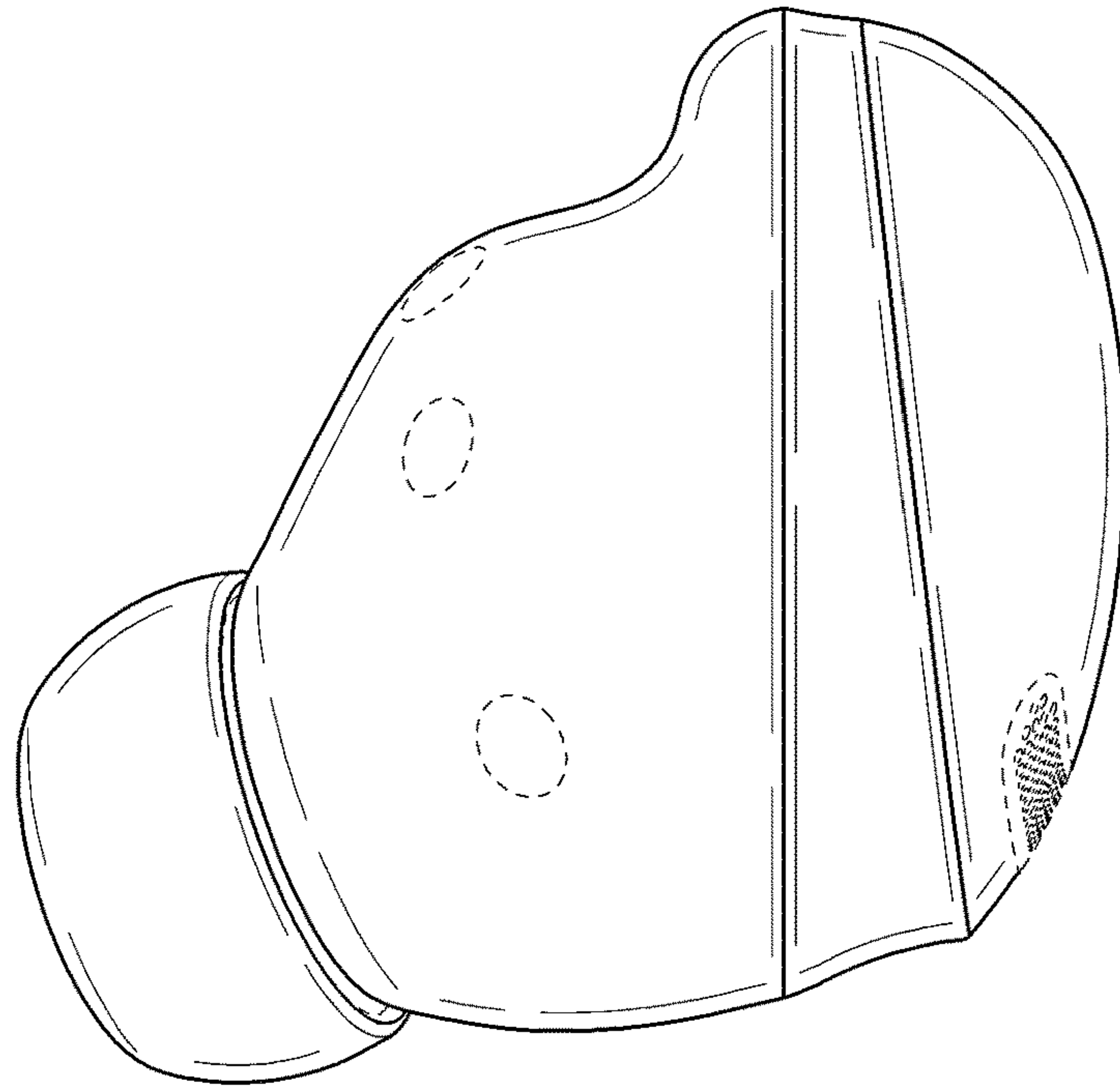


FIG.5

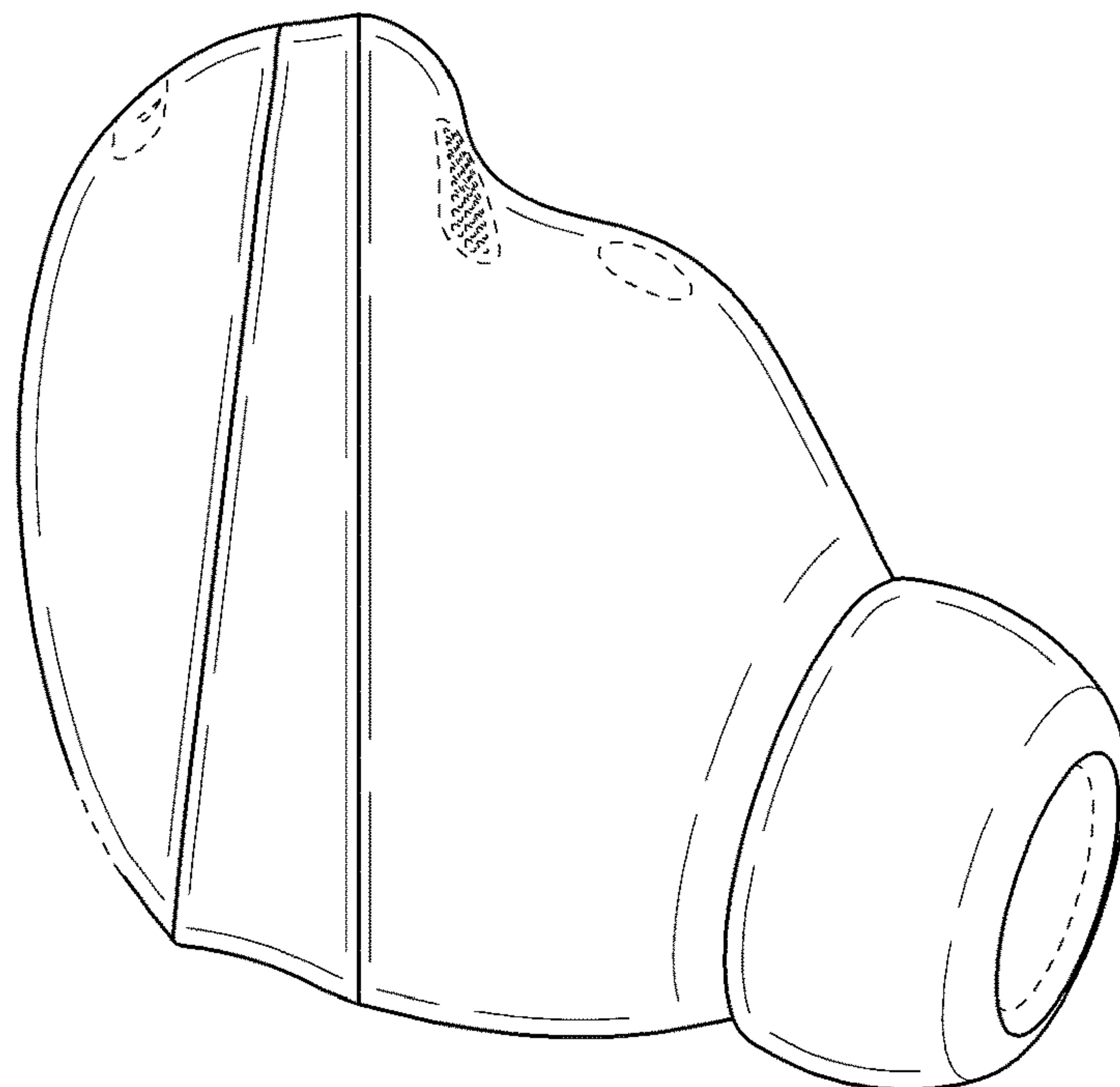


FIG.6

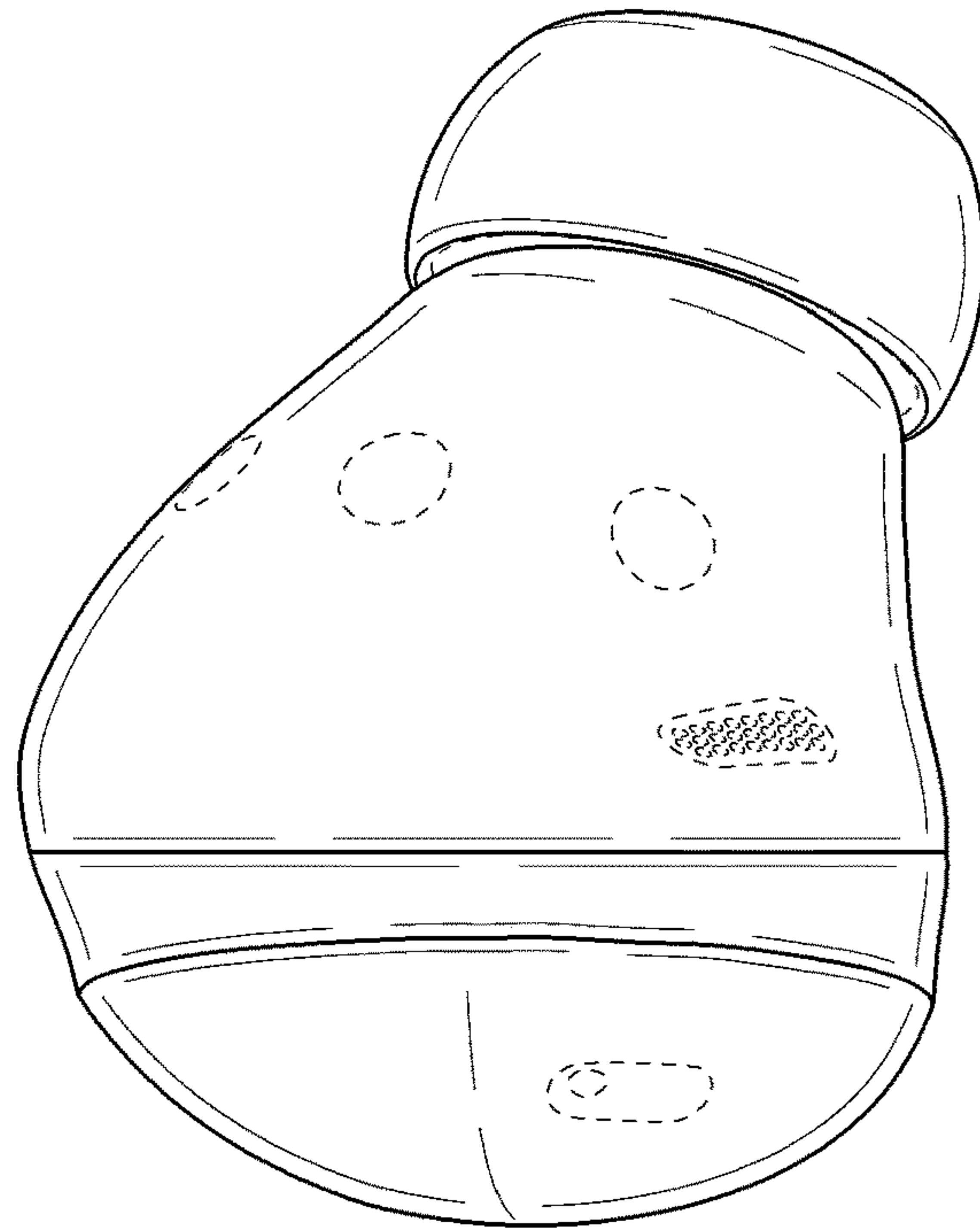


FIG.7

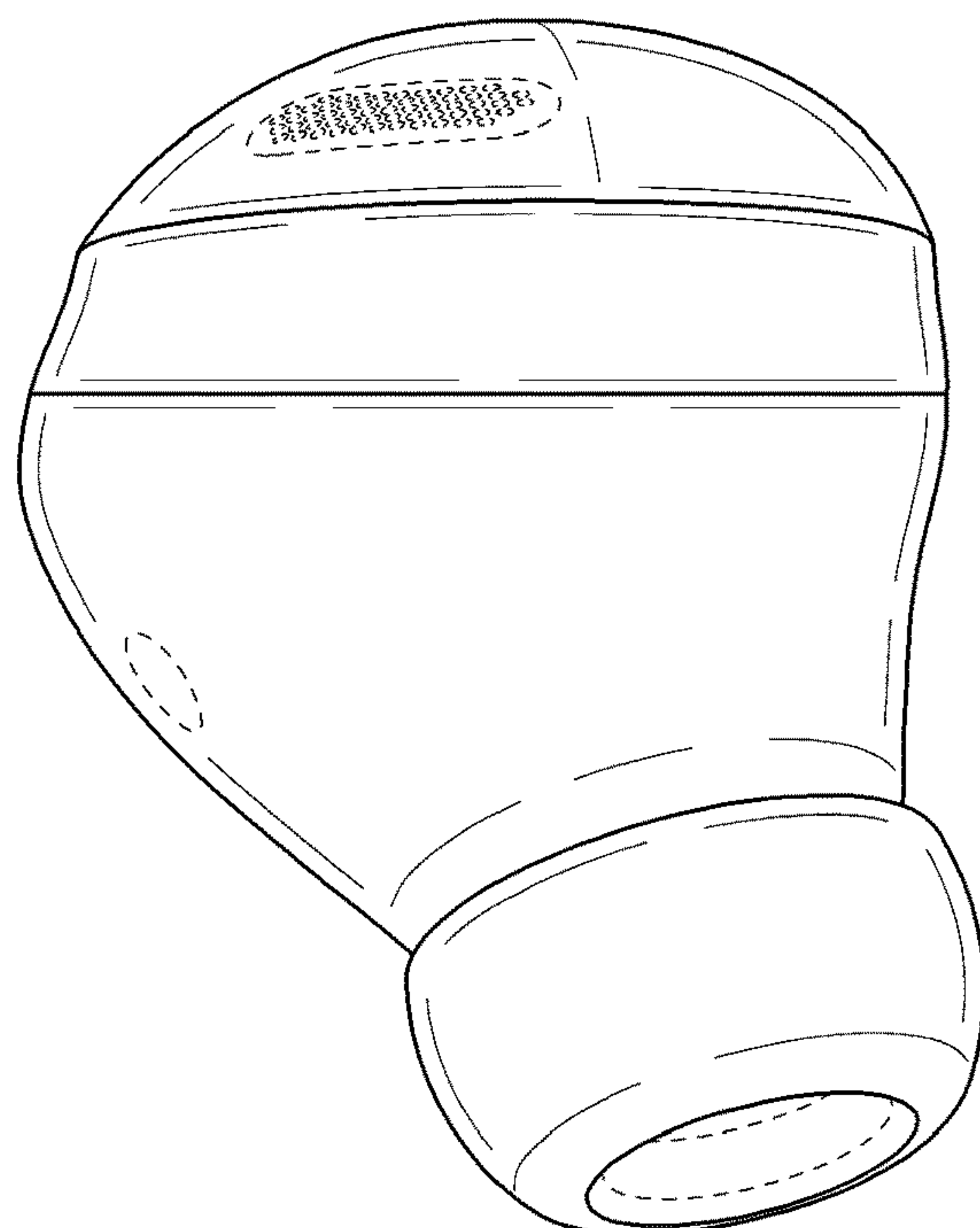


FIG.8

