



US00D961529S

(12) **United States Design Patent** (10) **Patent No.:** **US D961,529 S**
Tan (45) **Date of Patent:** **** Aug. 23, 2022**

(54) **PART OF CIRCUIT BREAKER**
(71) Applicant: **SCHNEIDER ELECTRIC INDUSTRIES SAS**, Rueil-Malmaison (FR)
(72) Inventor: **Yee Hsien Tan**, Grenoble (FR)
(73) Assignee: **SCHNEIDER ELECTRIC INDUSTRIES SAS**, Rueil-Malmaison (FR)
(**) Term: **15 Years**
(21) Appl. No.: **35/511,702**
(22) Filed: **Jan. 8, 2021**
(80) **Hague Agreement Data**
Int. Filing Date: **Jan. 8, 2021**
Int. Reg. No.: **DM/213522**
Int. Reg. Date: **Jan. 8, 2021**
Int. Reg. Pub. Date: **Apr. 16, 2021**

D585,839 S * 2/2009 Azzola D13/160
D587,658 S * 3/2009 Azzola D13/160
D611,002 S * 3/2010 Azzola D13/160
D633,446 S * 3/2011 Besana D13/160
D660,805 S * 5/2012 Azzola D13/160
D687,387 S * 8/2013 Besana D13/160
D703,621 S * 4/2014 Azzola D13/160
D804,430 S * 12/2017 Besana D13/160
D884,656 S * 5/2020 Personeni D13/160
D884,657 S * 5/2020 Personeni D13/160
D884,658 S * 5/2020 Personeni D13/160
D897,965 S * 10/2020 Personeni D13/160
D897,966 S * 10/2020 Personeni D13/160
D897,967 S * 10/2020 Personeni D13/160
D948,459 S * 4/2022 Azzola D13/160
D948,612 S * 4/2022 Oguchi D18/56
D949,115 S * 4/2022 Coleman D13/173
2017/0229261 A1 * 8/2017 Rota Martir H01H 71/525
2019/0164713 A1 * 5/2019 Devine H01H 9/0271
2019/0334326 A1 * 10/2019 Zhou H02B 1/36
2020/0090888 A1 * 3/2020 Malingowski H01H 9/0271
2021/0098219 A1 * 4/2021 Adami H01H 71/1009

* cited by examiner
Primary Examiner — Rhea Shields
(74) *Attorney, Agent, or Firm* — IpHorgan Ltd.

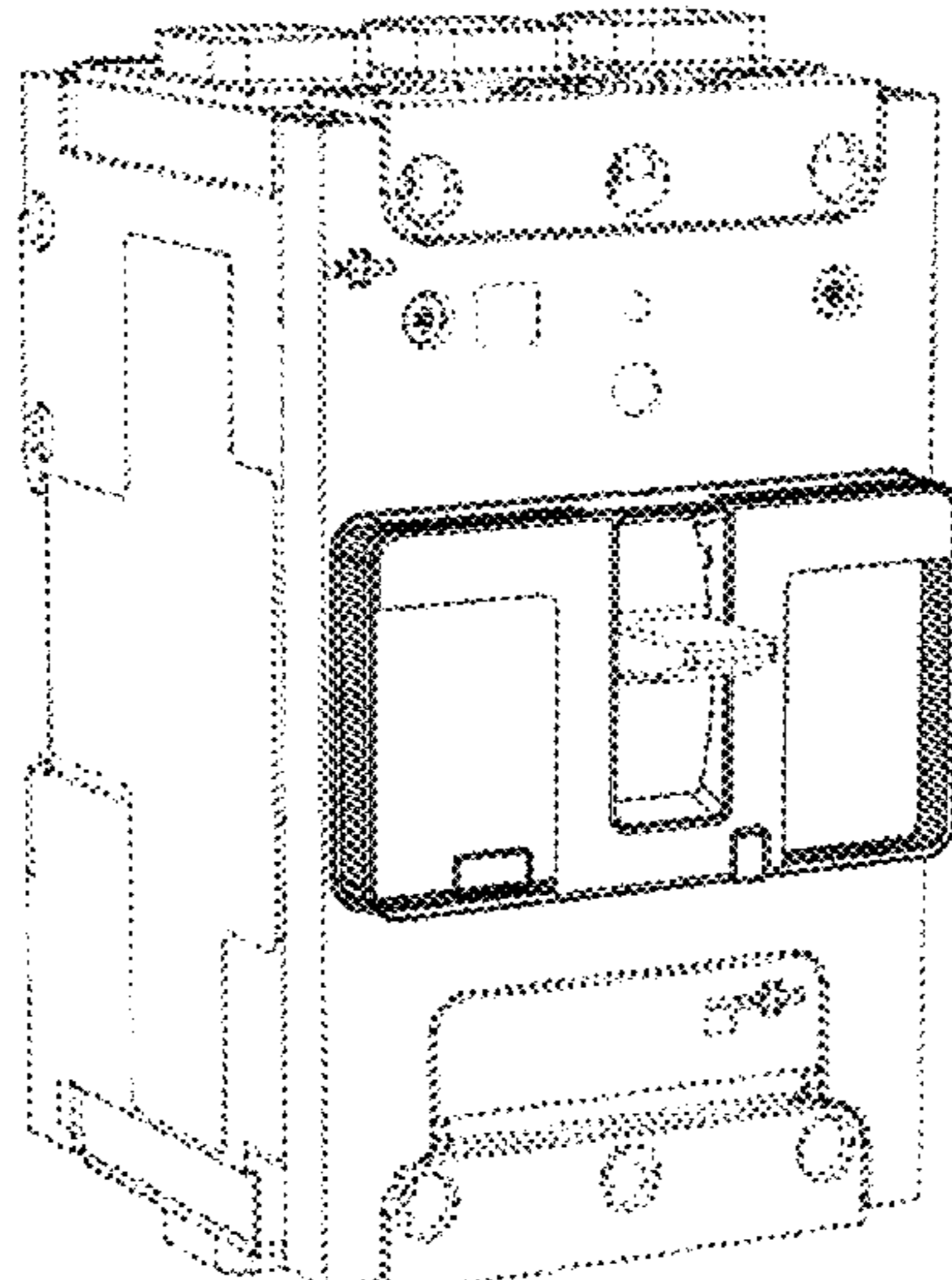
(30) **Foreign Application Priority Data**
Jul. 10, 2020 (EM) 008037964-0009
(51) **LOC (13) Cl.** **13-03**
(52) **U.S. Cl.**
USPC **D13/160**
(58) **Field of Classification Search**
USPC D13/160, 173; D18/56
CPC H01H 71/1009; H01H 9/0271; H01H 71/525; H02B 1/36
See application file for complete search history.

(57) **CLAIM**
The ornamental design for a part of circuit breaker, as shown and described.

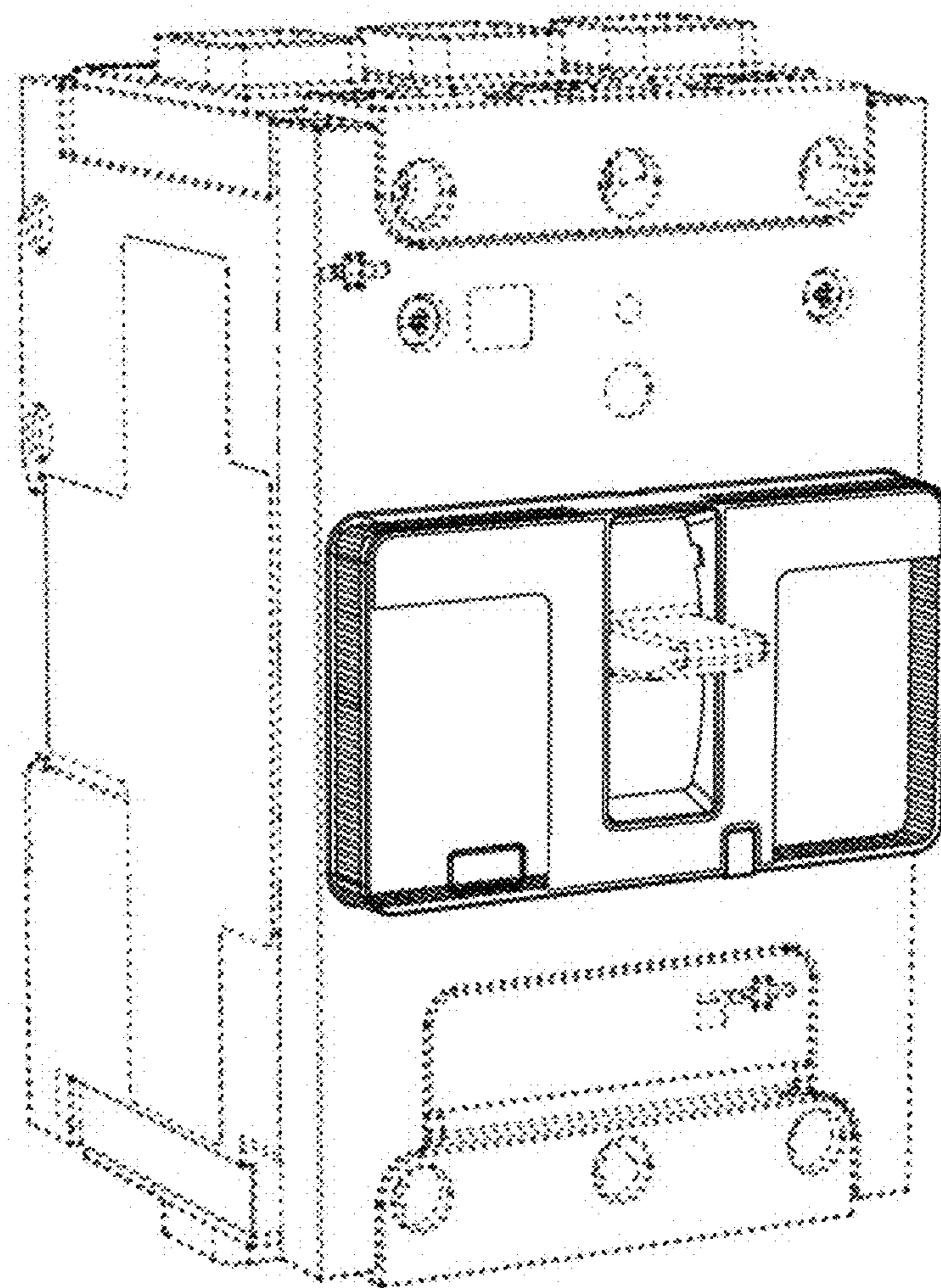
(56) **References Cited**
U.S. PATENT DOCUMENTS
D442,146 S * 5/2001 Greenberg D13/160
D547,729 S * 7/2007 Azzola D13/160
D547,730 S * 7/2007 Azzola D13/160

DESCRIPTION
1. Part of circuit breaker
1.1 : Perspective
1.2 : Front
1.3 : Right
1.4 : Left
1.5 : Top
1.6 : Bottom
1.7 : Back
In the reproductions, the broken lines are for the purpose of illustrating portions of a part of a circuit breaker that forms no part of the claimed design.

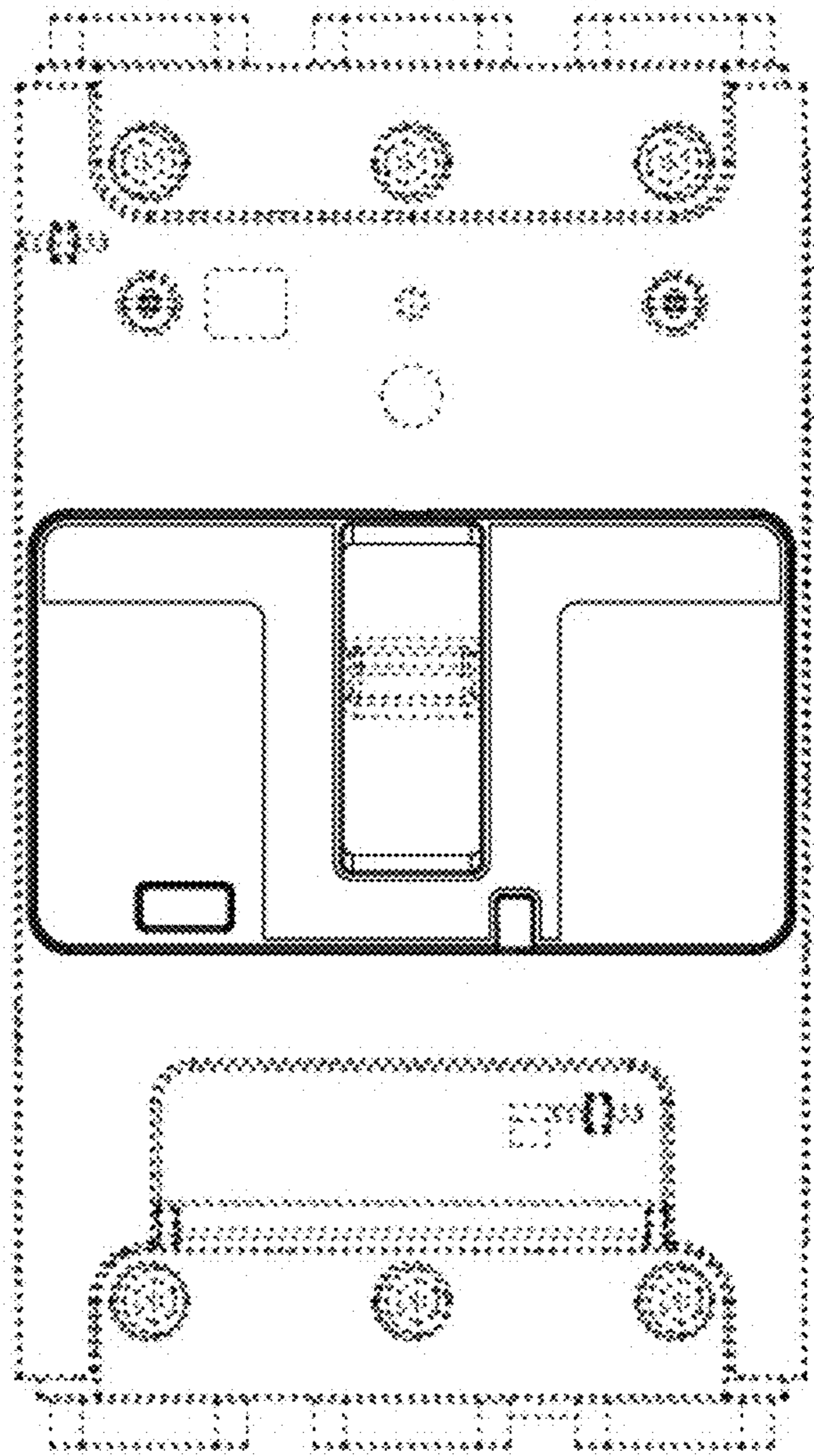
1 Claim, 7 Drawing Sheets



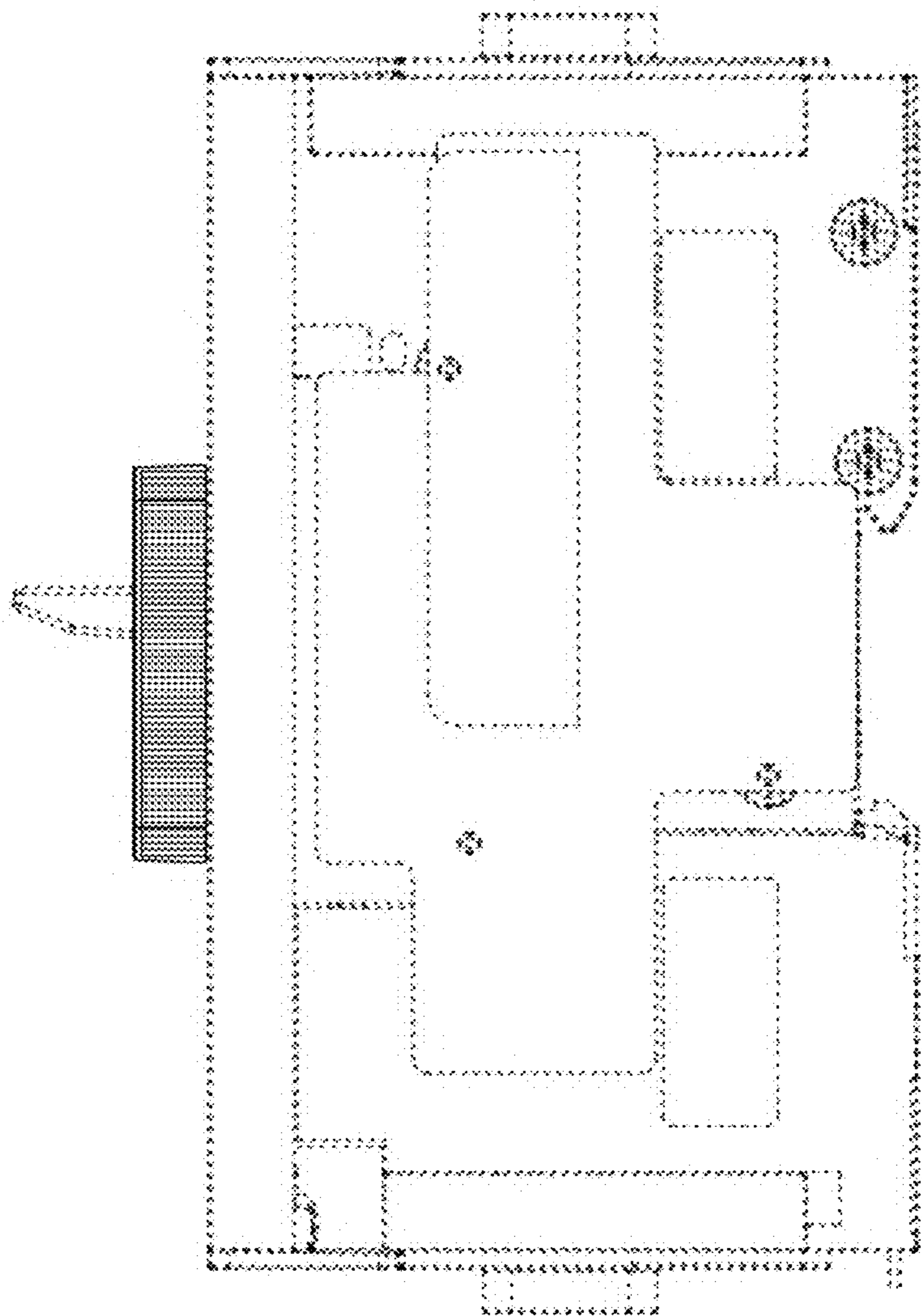
1.1



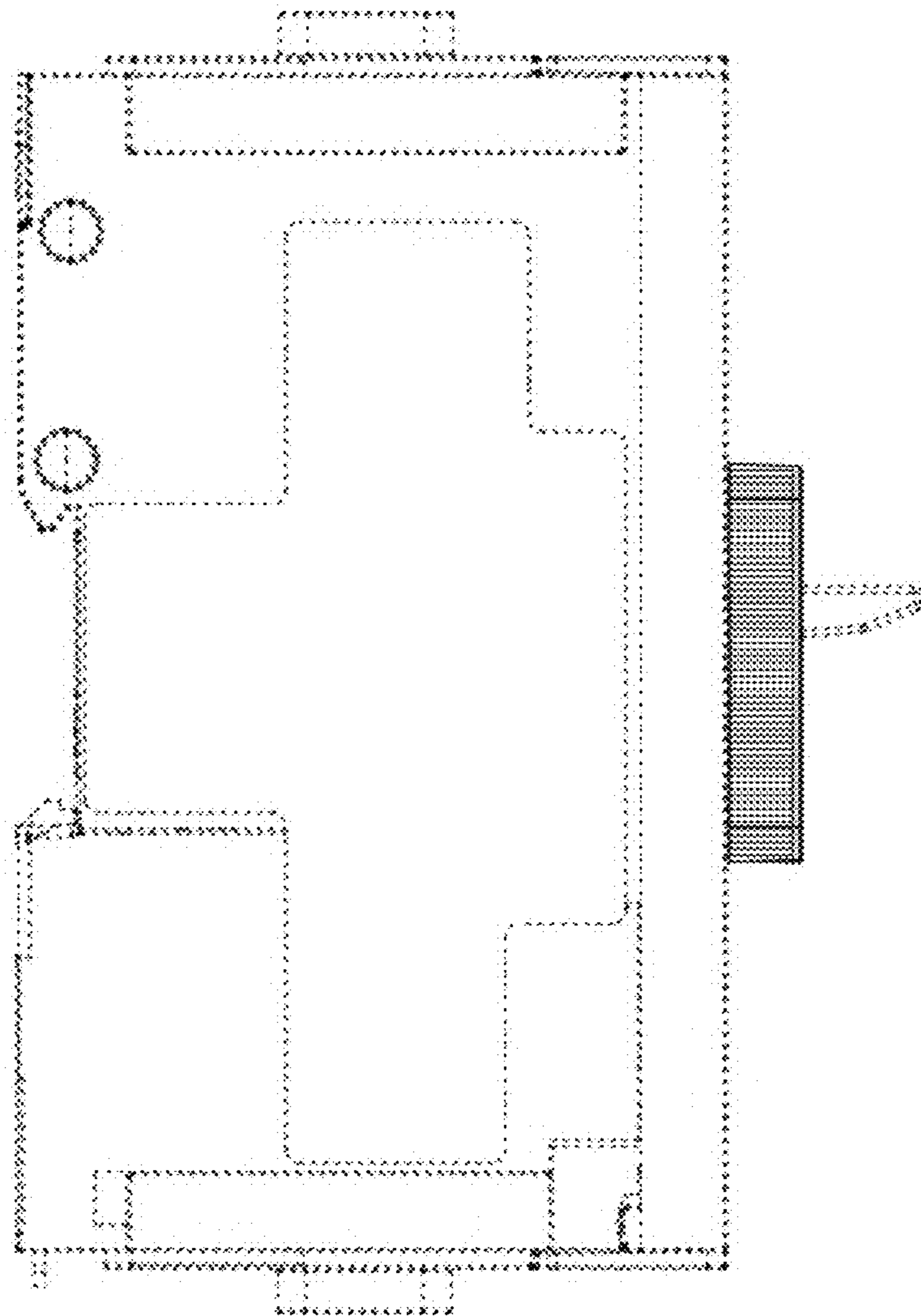
1.2



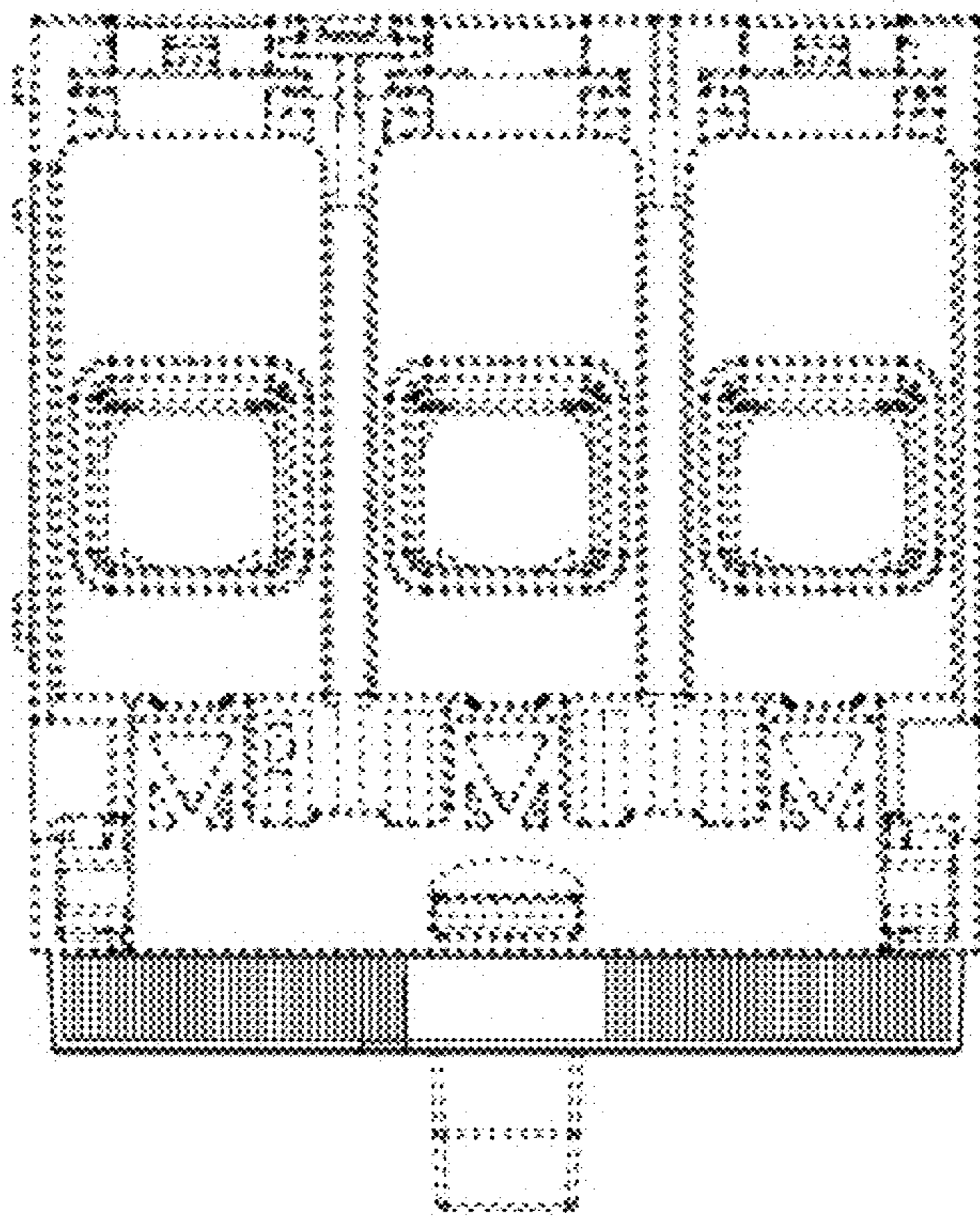
1.3



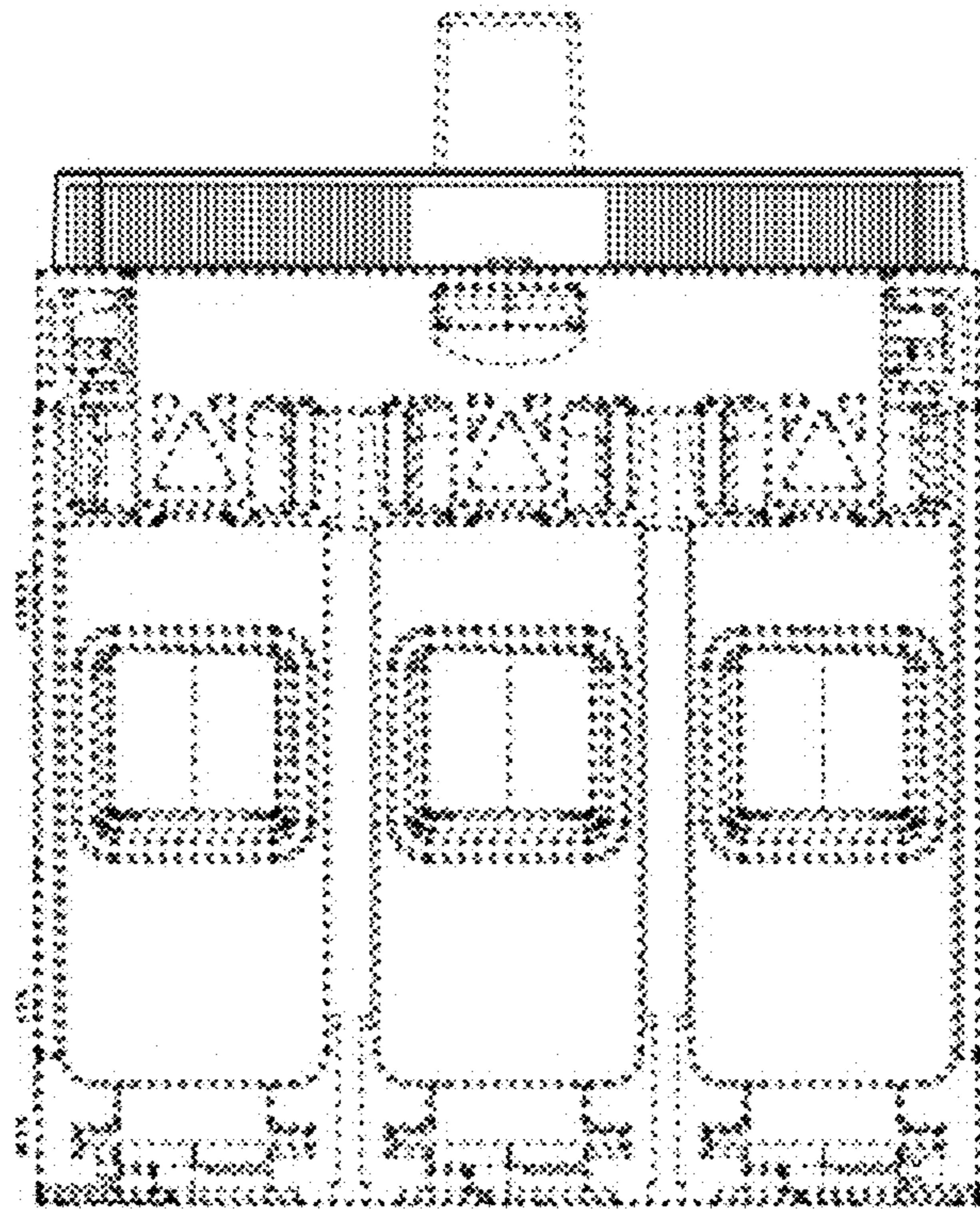
1.4



1.5



1.6



1.7

