



US00D961506S

(12) **United States Design Patent**
Xie et al.

(10) **Patent No.: US D961,506 S**

(45) **Date of Patent: ** Aug. 23, 2022**

(54) **WIRELESS CHARGER**

(71) Applicant: **Electronic Silk Road (Shenzhen) Tech Co., Ltd.**, Guangdong (CN)

(72) Inventors: **Yaohua Xie**, Guangdong (CN); **Sen Zhang**, Guangdong (CN)

(**) Term: **15 Years**

(21) Appl. No.: **29/753,245**

(22) Filed: **Sep. 30, 2020**

(30) **Foreign Application Priority Data**

Aug. 11, 2020 (CN) 202030452942.X

(51) **LOC (13) Cl.** **13-02**

(52) **U.S. Cl.**
USPC **D13/108**

(58) **Field of Classification Search**
USPC D13/103, 107, 108, 110, 118, 119, 137.2,
D13/137.3, 139.1, 139.4, 139.5;
D14/251, 252, 253, 432, 433, 434, 447
CPC H01R 24/00; H01R 12/592; H02J 7/0044;
H02J 7/0045
See application file for complete search history.

(56) **References Cited**

U.S. PATENT DOCUMENTS

D811,414 S *	2/2018	Lee	D14/447
D845,954 S *	4/2019	Bae	D14/434
D850,369 S *	6/2019	Wang	D13/108
D853,325 S *	7/2019	Xu	D13/108
D856,925 S *	8/2019	Chun	D13/108
D872,691 S *	1/2020	Liao	D13/108
D886,059 S *	6/2020	Hu	D13/108
D911,279 S *	2/2021	Hu	D13/108
D927,233 S *	8/2021	Lee	D6/682
D938,351 S *	12/2021	Yamamoto	D13/108
2016/0315496 A1 *	10/2016	Barnard	H02J 7/0044
2017/0093200 A1 *	3/2017	Green	H02J 7/025
2019/0363555 A1 *	11/2019	Kung	H02J 7/0044

OTHER PUBLICATIONS

“Seneo Dual Wireless Charging Pad with iWatch Stand”. Found online Feb. 10, 2021 at amazon.com. Reference dated May 19, 2019. Retrieved from https://www.amazon.com/Wireless-Charger-Seneo-Charging-Airpods/dp/B07RKRBLPY/ref=psdc_2407761011_t4_B083SJRT2R. (Year: 2019).*

“Mophie 3 in 1 Wireless Charge Pad”. Found online Sep. 8, 2021 at amazon.com. Reference dated Jan. 10, 2020. Retrieved from <https://www.amazon.in/mophie-Wireless-Charge-Pad-Charging/dp/B07XPWD4WW?th=1>. (Year: 2020).*

“Anker PowerWave Pad with Watch Holder”. Found online Feb. 10, 2021 at anker.com. Reference dated Feb. 15, 2019. Retrieved from <https://www.anker.com/products/variant/powerwave--pad-with-watch-holder/B2570J21>. (Year: 2019).*

* cited by examiner

Primary Examiner — Kendra Leslie Hamilton

Assistant Examiner — Amanda Christensen

(74) *Attorney, Agent, or Firm* — Sandy Lipkin

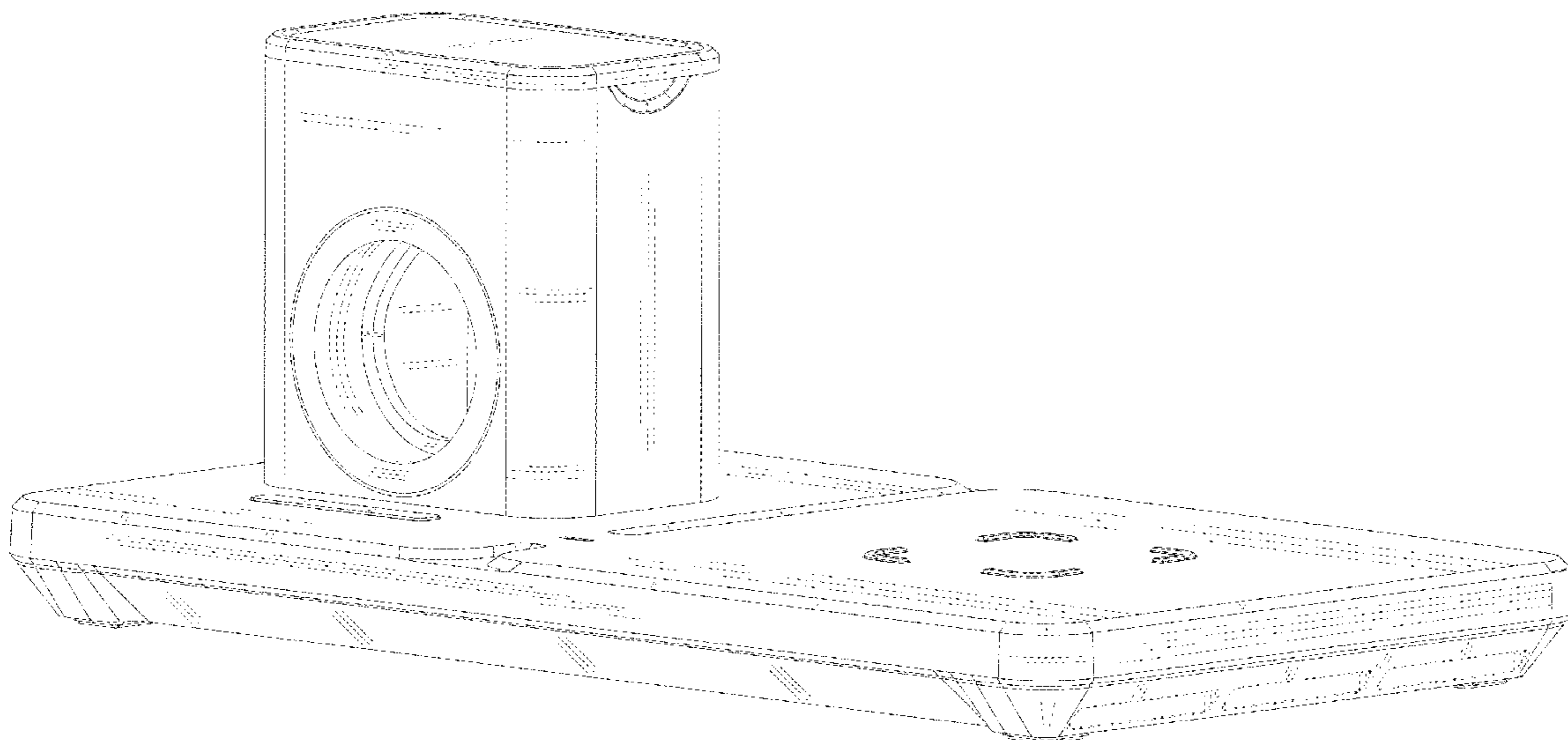
(57) **CLAIM**

The ornamental design for a wireless charger, as shown and described.

DESCRIPTION

FIG. 1 is a front elevation view of a wireless charger, showing our new design;
FIG. 2 is a top plan view thereof;
FIG. 3 is a bottom plan view thereof;
FIG. 4 is a rear elevation view thereof;
FIG. 5 is a left side elevation view thereof;
FIG. 6 is a right side elevation view thereof; and,
FIG. 7 is a top, front, right side perspective view thereof.
The broken lines in the drawings depict portions of the wireless charger that form no part of the claimed design.

1 Claim, 7 Drawing Sheets






FIG. 1

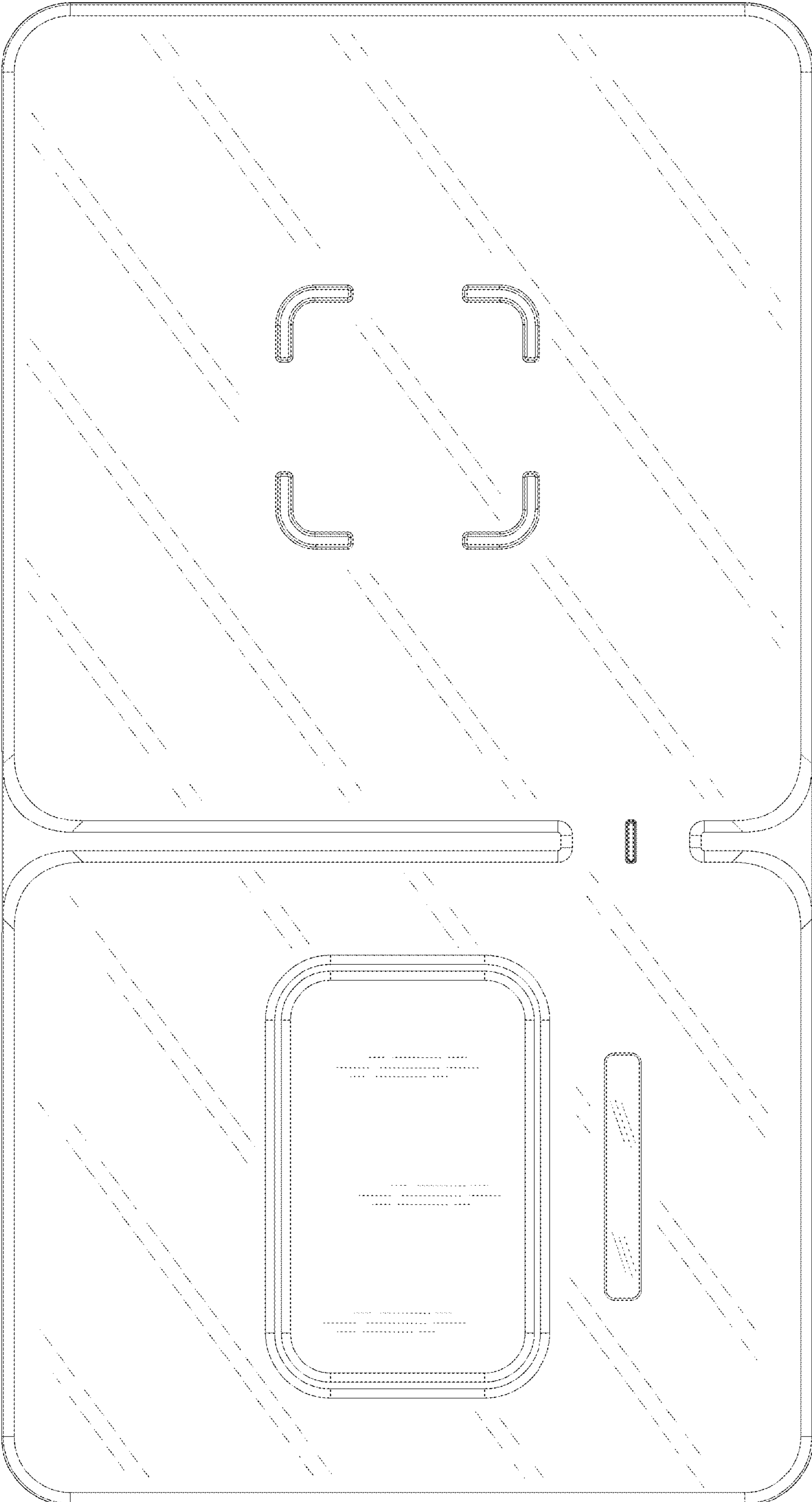


FIG. 2

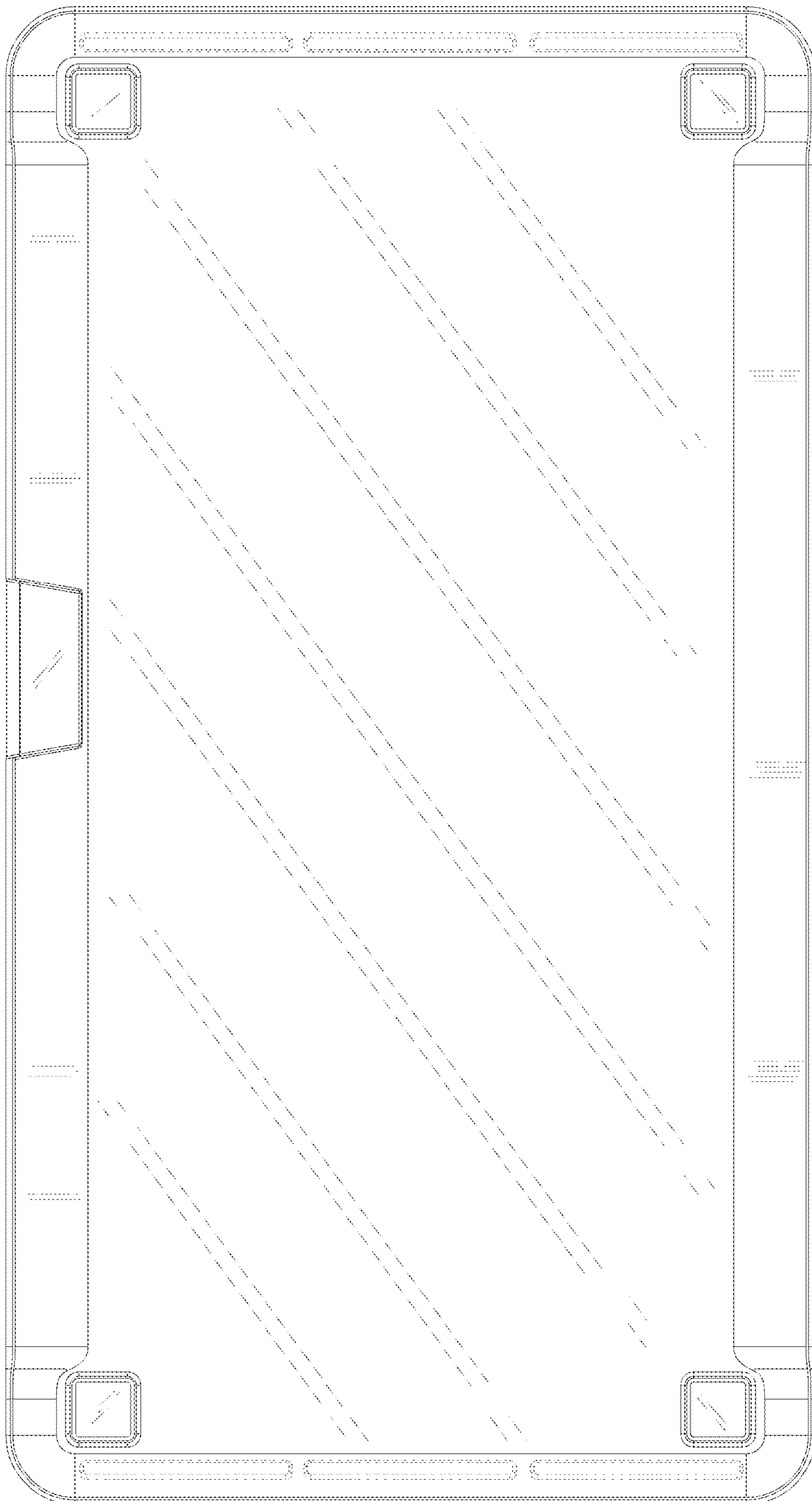


FIG. 3

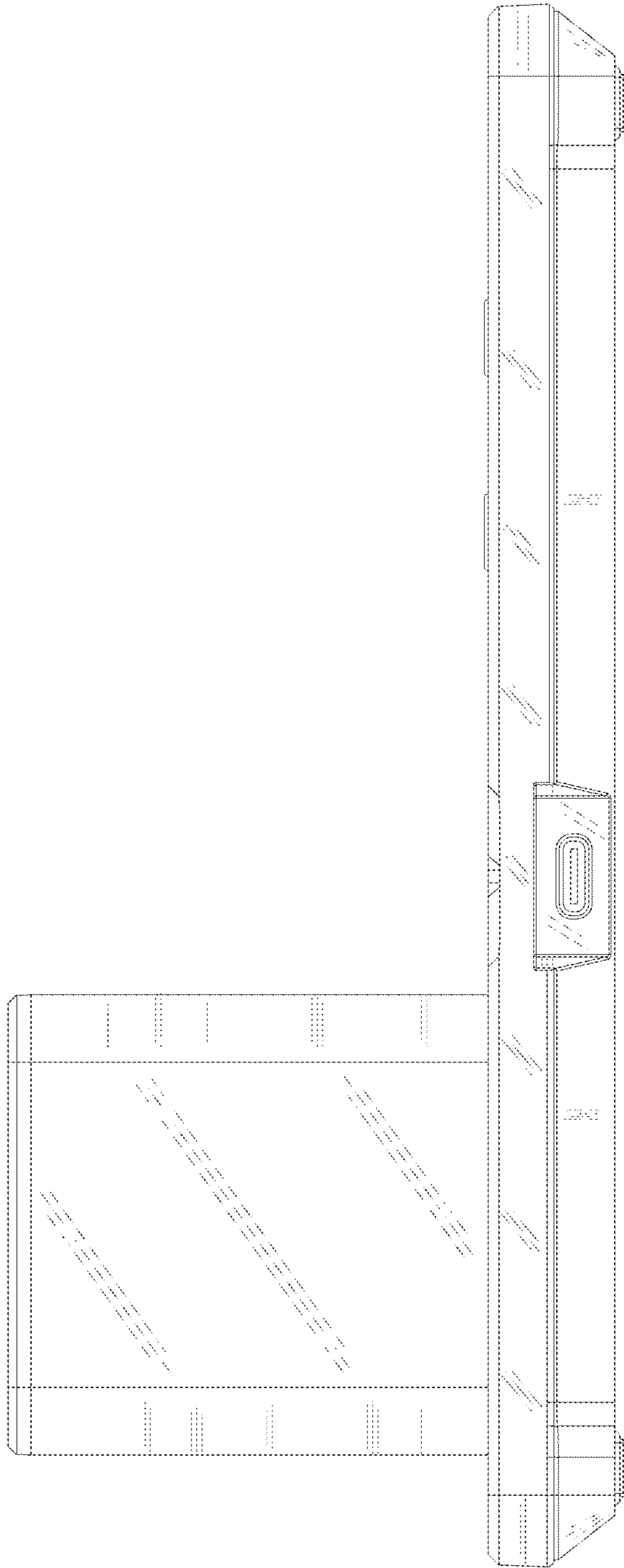


FIG. 4

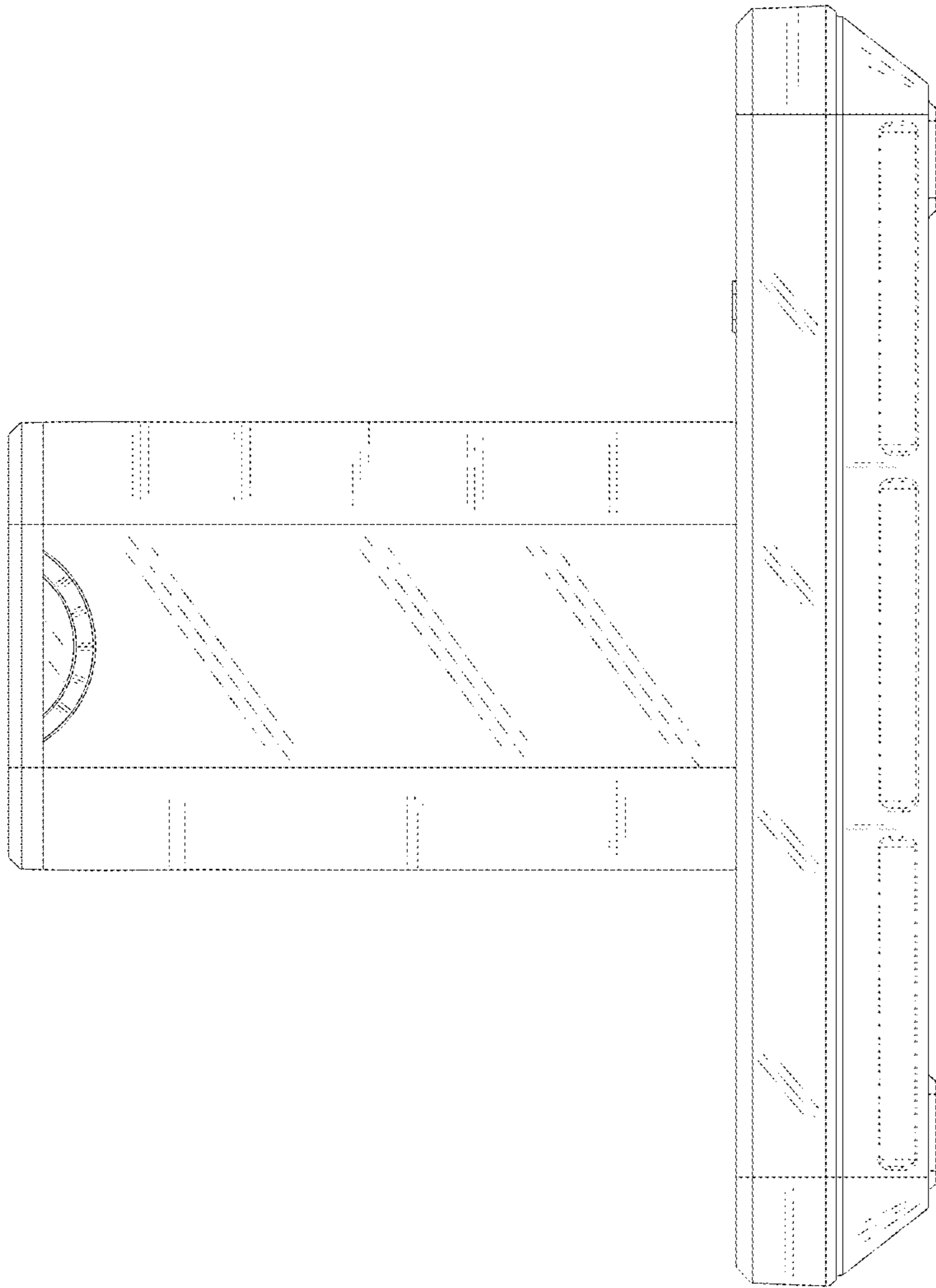


FIG. 5

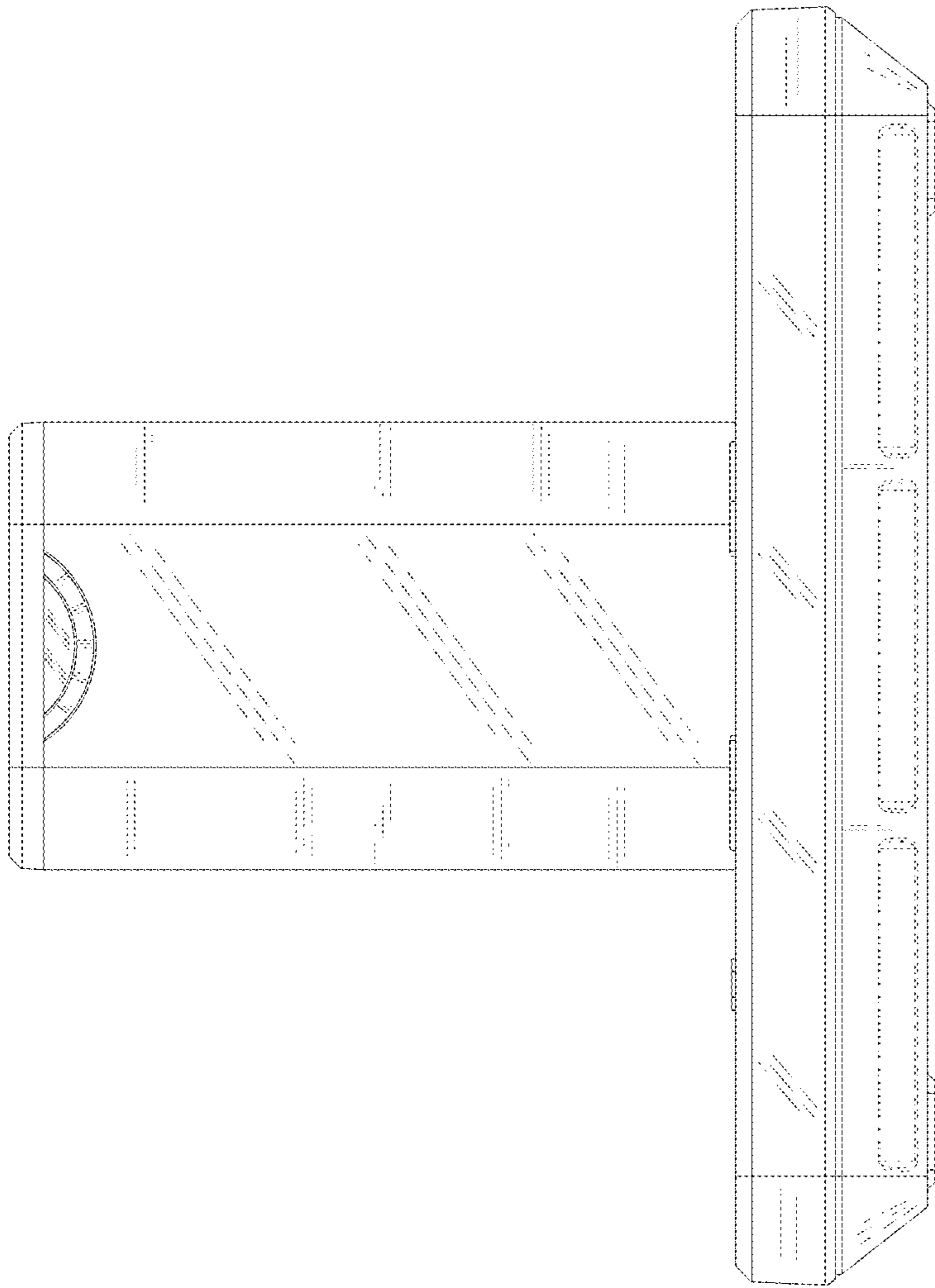


FIG. 6




FIG. 7