



US00D961494S

(12) **United States Design Patent** (10) **Patent No.:** **US D961,494 S**
Umstot et al. (45) **Date of Patent:** **** Aug. 23, 2022**

(54) **TIRE**

(71) Applicant: **The Goodyear Tire & Rubber Company, Akron, OH (US)**

(72) Inventors: **Dale Edward Umstot, Atwater, OH (US); Nicholas Thomas Schoeppner, Canton, OH (US); Shaun Patrick Fox, Medina, OH (US)**

(73) Assignee: **The Goodyear Tire & Rubber Company, Akron, OH (US)**

(**) Term: **15 Years**

(21) Appl. No.: **29/748,105**

(22) Filed: **Aug. 27, 2020**

(51) **LOC (13) Cl.** **12-15**

(52) **U.S. Cl.**
USPC **D12/512**

(58) **Field of Classification Search**
USPC D12/500-532, 604
CPC Y10T 152/10027; B60C 1/0016; B60C 11/0306; B60C 11/0302; B60C 3/06; B60C 9/17

See application file for complete search history.

(56) **References Cited**

U.S. PATENT DOCUMENTS

D308,503 S	6/1990	Goergen et al.	D12/146
D320,966 S	10/1991	Miller et al.	D12/147
D383,716 S	9/1997	Brown et al.	D12/147
D412,472 S	8/1999	Brown et al.	D12/146
D413,088 S	8/1999	Brown et al.	D12/146
D413,287 S	8/1999	Brown et al.	D12/147
D413,288 S	8/1999	Brown et al.	D12/147
D414,727 S	10/1999	Brown et al.	D12/146
D428,587 S	7/2000	Maxwell	D12/147
D444,426 S	7/2001	Marazzi et al.	D12/146
D445,381 S *	7/2001	Guspodin	D12/579

(Continued)

Primary Examiner — John A Voytek

(74) *Attorney, Agent, or Firm* — Robert N. Lipsik; June E. Rickey

(57) **CLAIM**

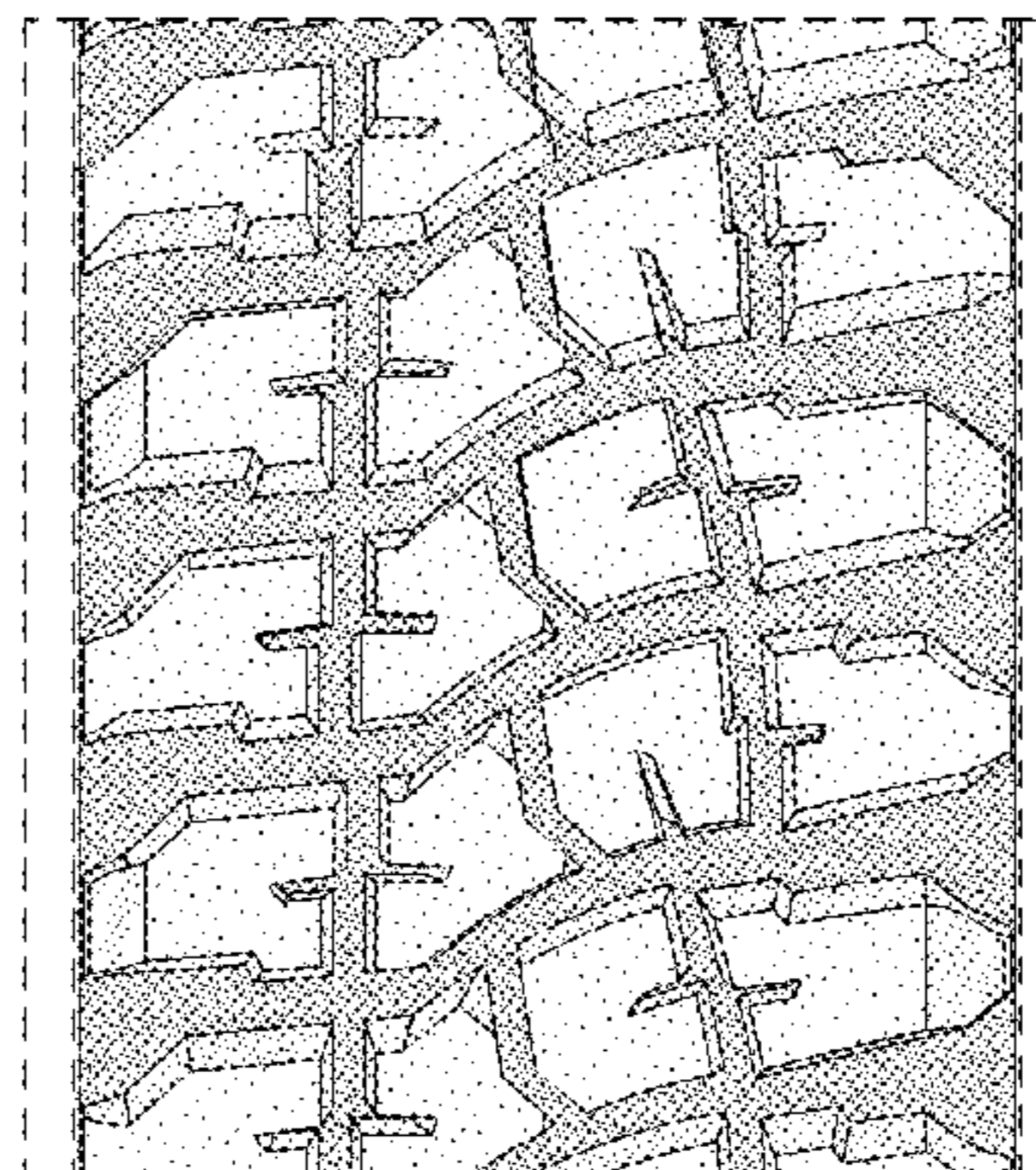
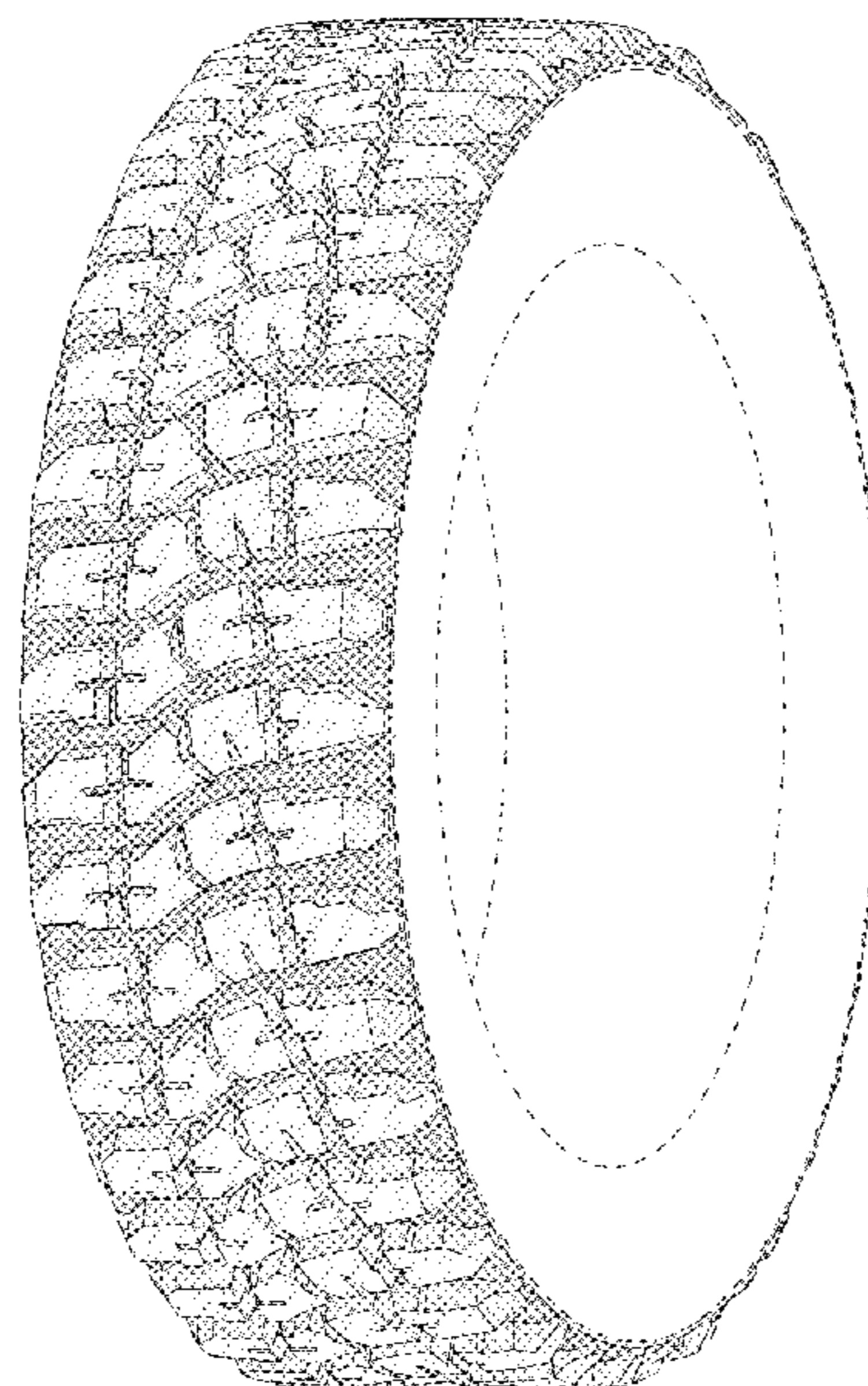
The ornamental design for a tire, as shown and described.

DESCRIPTION

FIG. 1 is a right side perspective view of a tire showing our new design, it being understood that the pattern repeats uniformly throughout the circumference of the tread;
 FIG. 2 is a left side perspective view thereof;
 FIG. 3 is a front elevational view thereof;
 FIG. 4 is a right side elevational view thereof;
 FIG. 5 is a left side elevational view thereof;
 FIG. 6 is an enlarged fragmentary front elevational view thereof taken along Line 6-6 of FIG. 3;
 FIG. 7 is a right side perspective view of a second embodiment of a tire showing our new design, it being understood that the interior of the tire forms no part of the claim and that the pattern repeats uniformly throughout the circumference of the tread;
 FIG. 8 is a left side perspective view of a second embodiment, it being understood that the interior of the tire forms no part of the claim; and,
 FIG. 9 is a front elevational view of a second embodiment, it being understood that an enlarged fragmentary view thereof would be substantially identical to that shown in FIG. 6, with the exception of the inclusion of the sidewall in solid lines.

In the drawings, the broken lines immediately adjacent to the outer edges of the tire shoulder represent boundaries of the claim, and the broken lines depict environmental subject matter only and form no part of the claimed design. The dashed broken lines indicating an enlargement portion of the design form no part of the claimed design.

1 Claim, 9 Drawing Sheets



(56)

References Cited

U.S. PATENT DOCUMENTS

D487,055 S	2/2004	Rooney et al.	D12/579
D487,056 S	2/2004	Rooney et al.	D12/579
D487,057 S	2/2004	Rooney et al.	D12/579
D544,830 S	6/2007	Umstot et al.	D12/579
D548,172 S	8/2007	Dixon et al.	D12/579
D556,124 S	11/2007	Thum et al.	D12/579
D556,672 S	12/2007	Umstot et al.	D12/579
D567,749 S	4/2008	Brown et al.	D12/579
D568,233 S	5/2008	Dixon et al.	D12/512
D571,283 S *	6/2008	Neidert	D12/524
D578,953 S *	10/2008	Umstot	D12/512
D578,956 S	10/2008	Dixon et al.	D12/579
D578,957 S	10/2008	Bonko et al.	D12/579
D582,836 S	12/2008	Harvey et al.	D12/512
D604,227 S	11/2009	Bonko et al.	D12/579
D605,579 S	12/2009	Lee et al.	D12/544
D627,709 S	11/2010	Harvey et al.	D12/579
D642,509 S	8/2011	Curtis et al.	D12/579
D671,486 S	11/2012	Rooney et al.	D12/579
D700,880 S *	3/2014	Takemoto	D12/531
D711,814 S	8/2014	Ohara	D12/579
D735,118 S	7/2015	Dixon et al.	D12/578
D735,119 S	7/2015	Hermann et al.	D12/578
D738,289 S *	9/2015	Brandau	D12/531
D751,029 S	3/2016	Chen	D12/544
D768,057 S	10/2016	Scheifele	D12/579
D772,790 S	11/2016	Scheifele	D12/579
D787,428 S	5/2017	Rooney	D12/579
D820,773 S	6/2018	Maxwell et al.	D12/544
D859,299 S	9/2019	Shondel	D12/579
D882,496 S	4/2020	Davis et al.	D12/579
D882,497 S	4/2020	Digman et al.	D12/579
D920,894 S *	6/2021	Shondel	D12/531

* cited by examiner

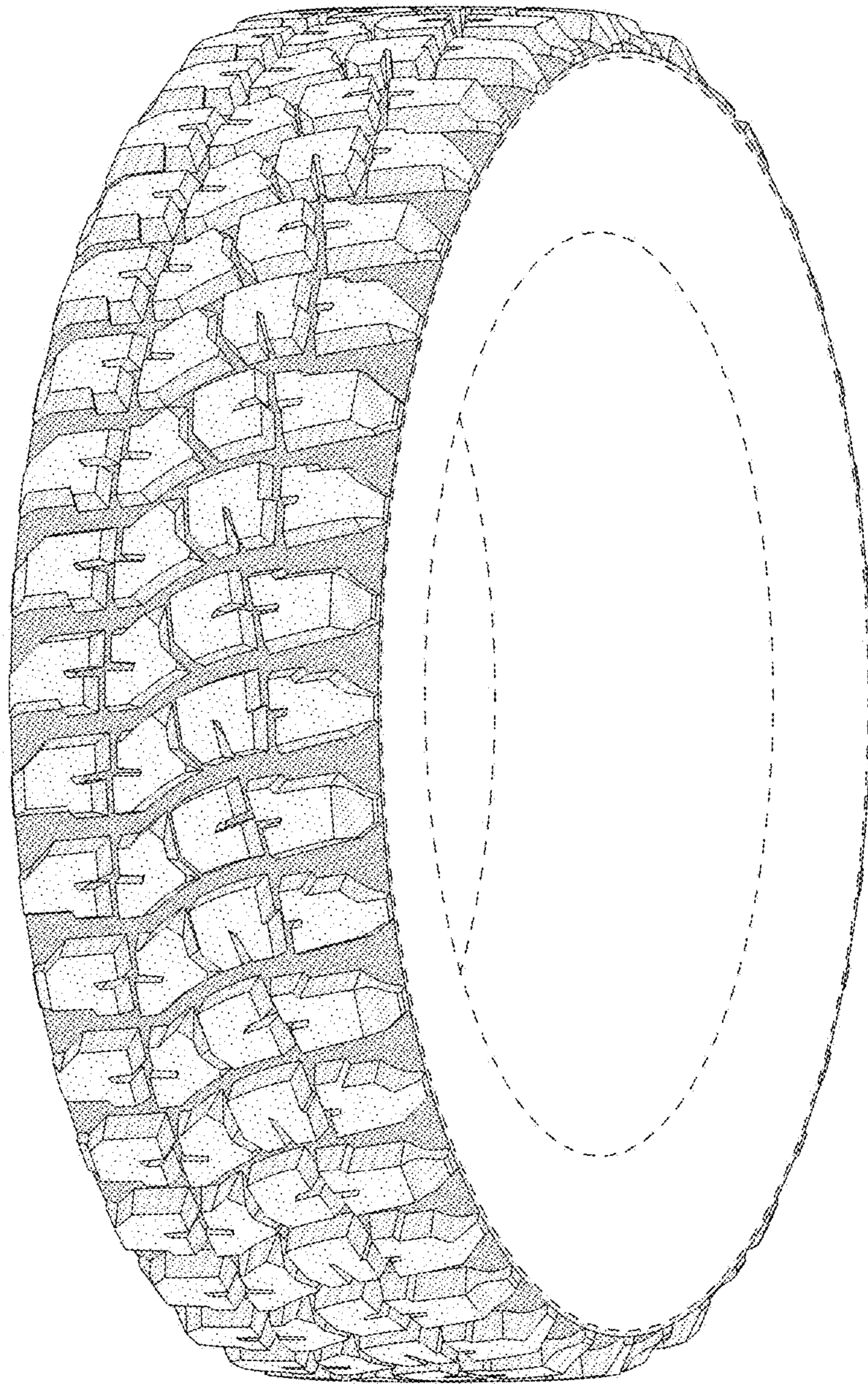


FIG - 1

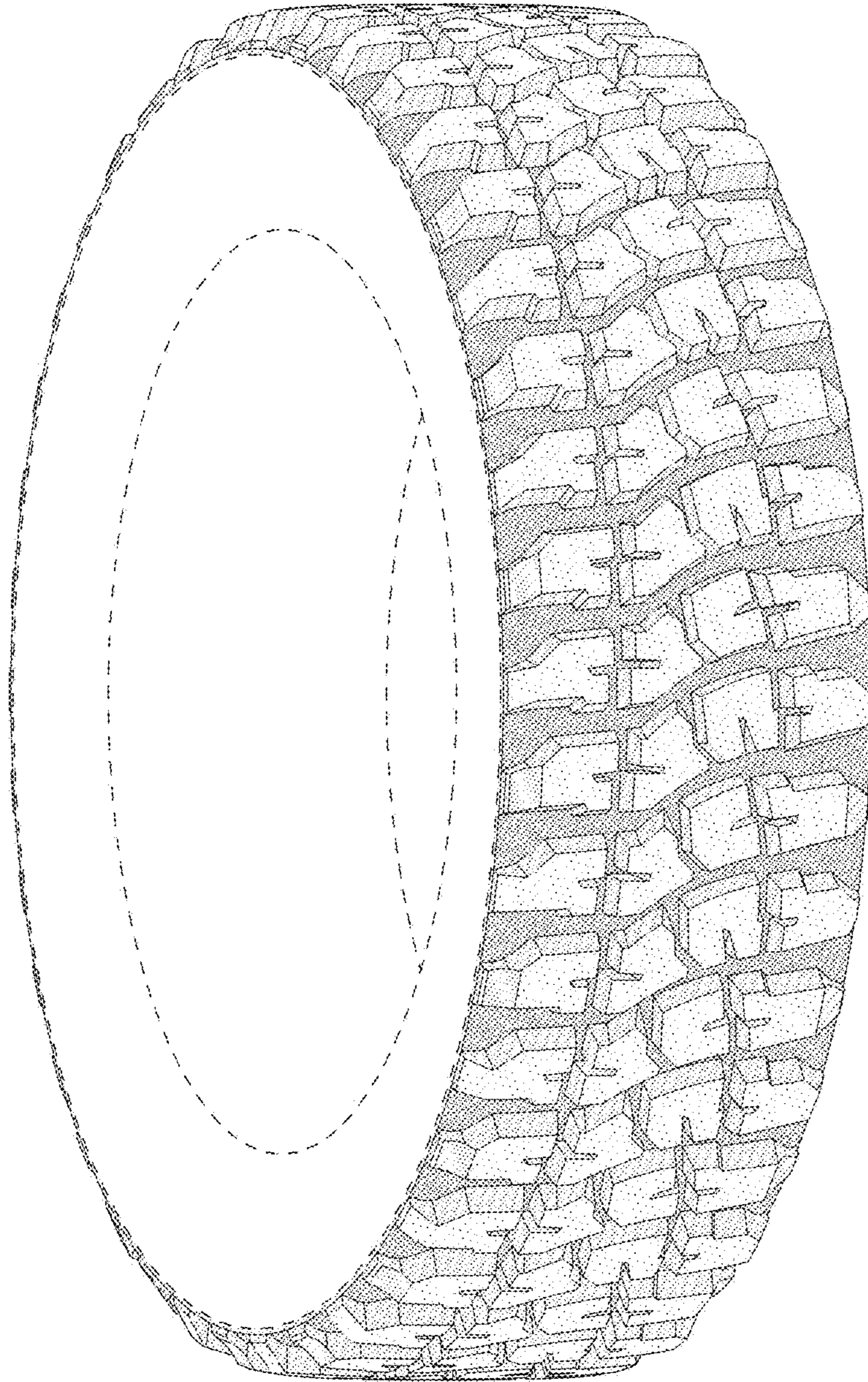


FIG - 2

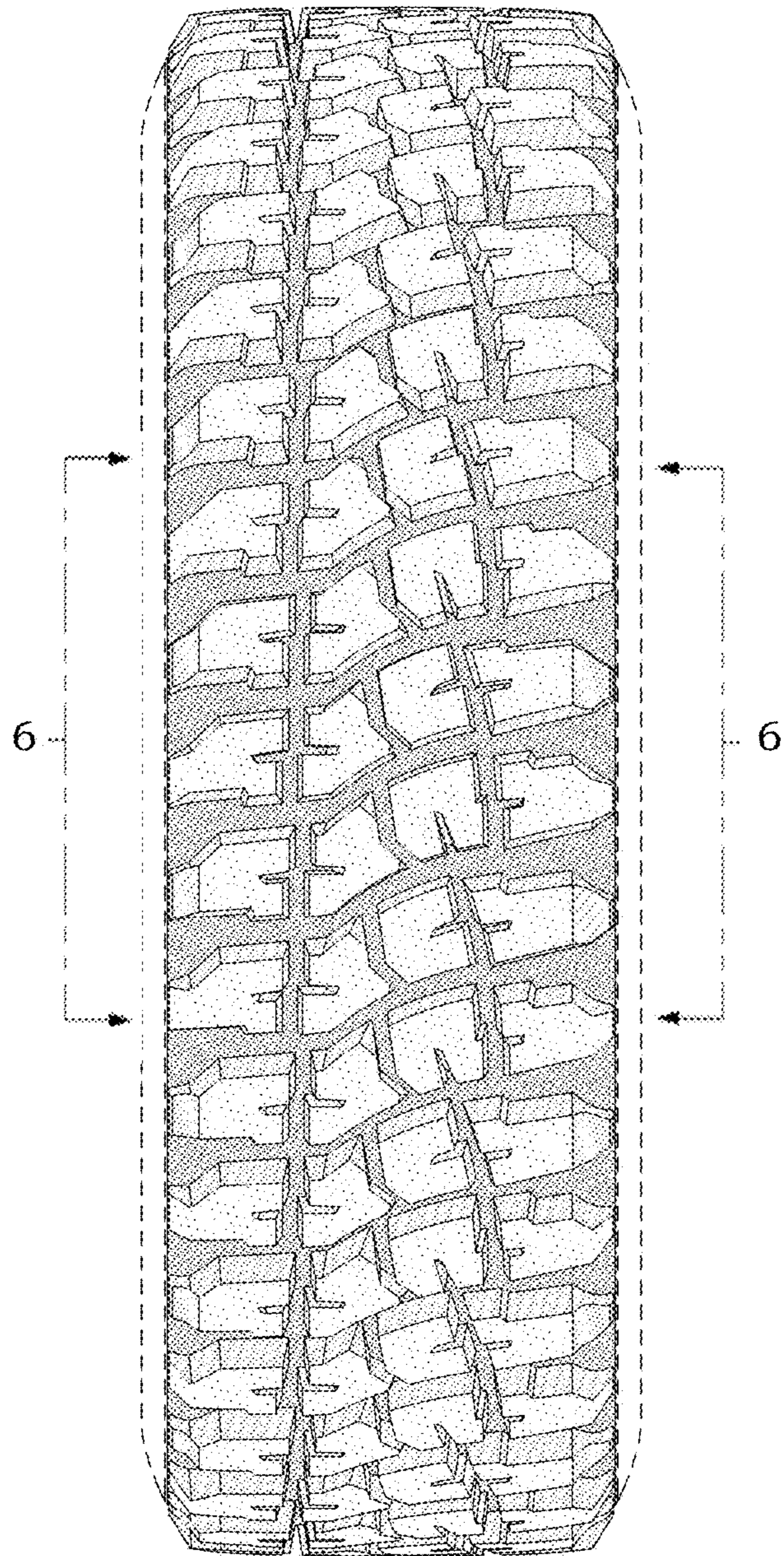


FIG - 3

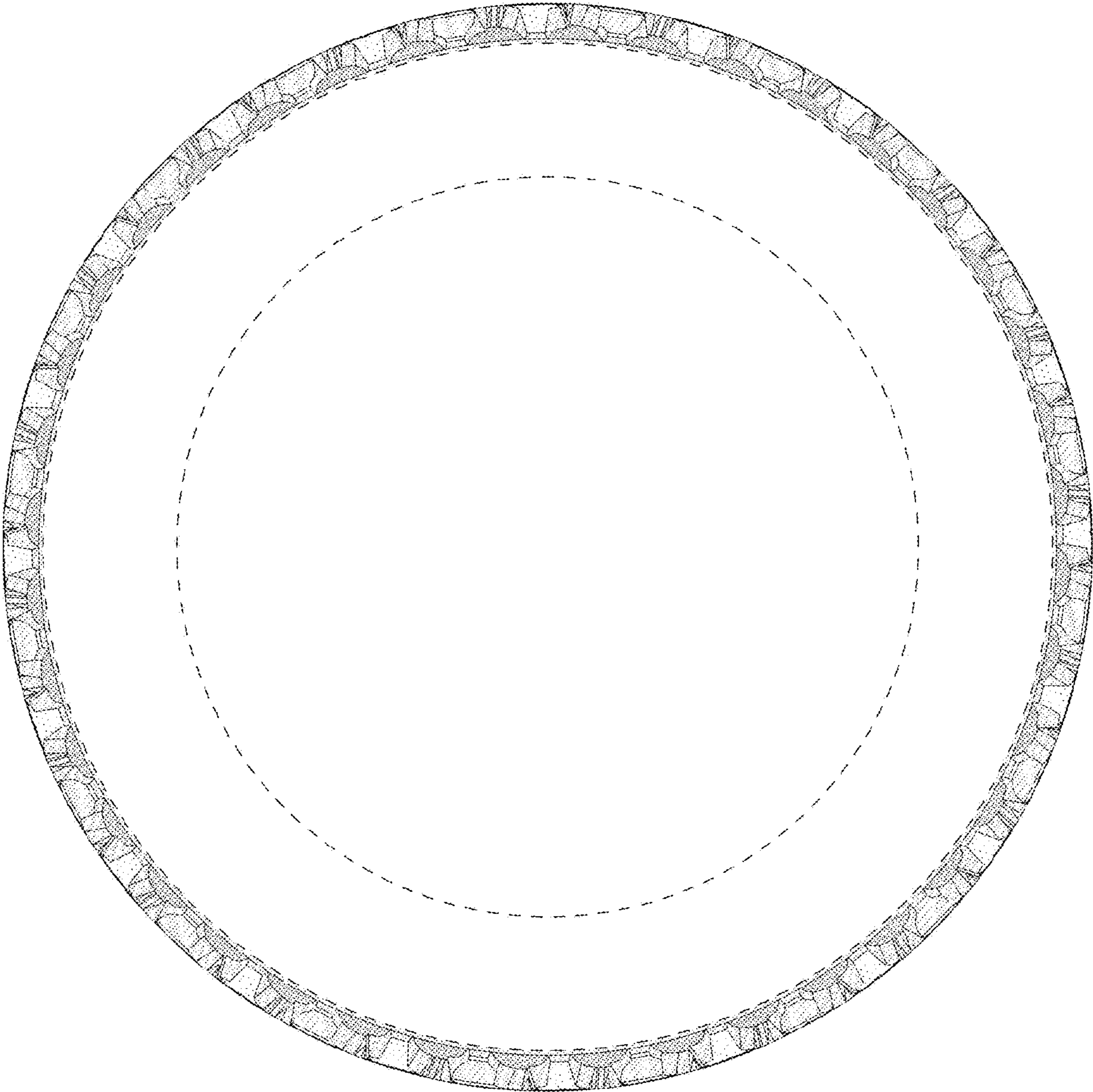


FIG - 4




FIG - 5

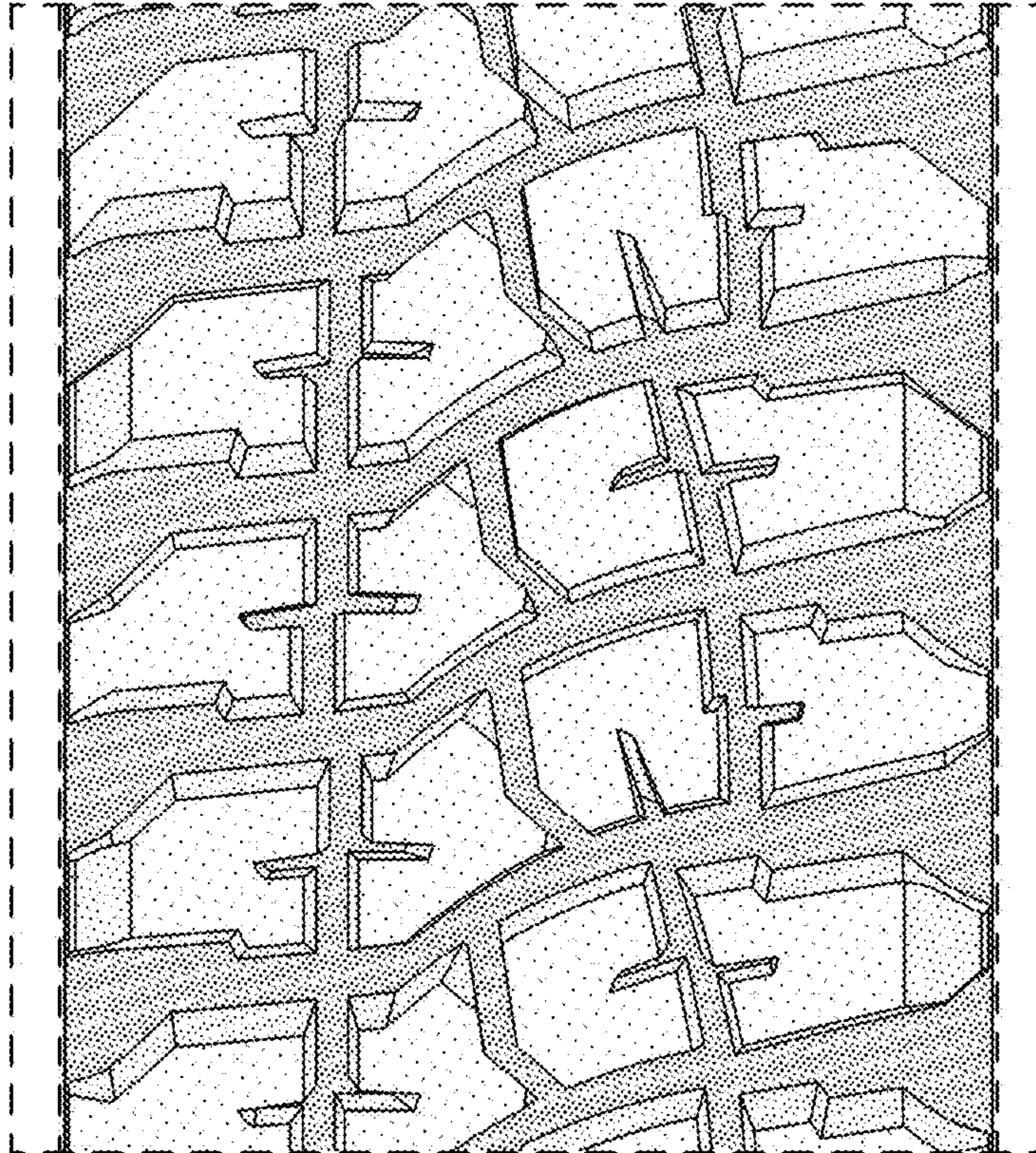


FIG - 6

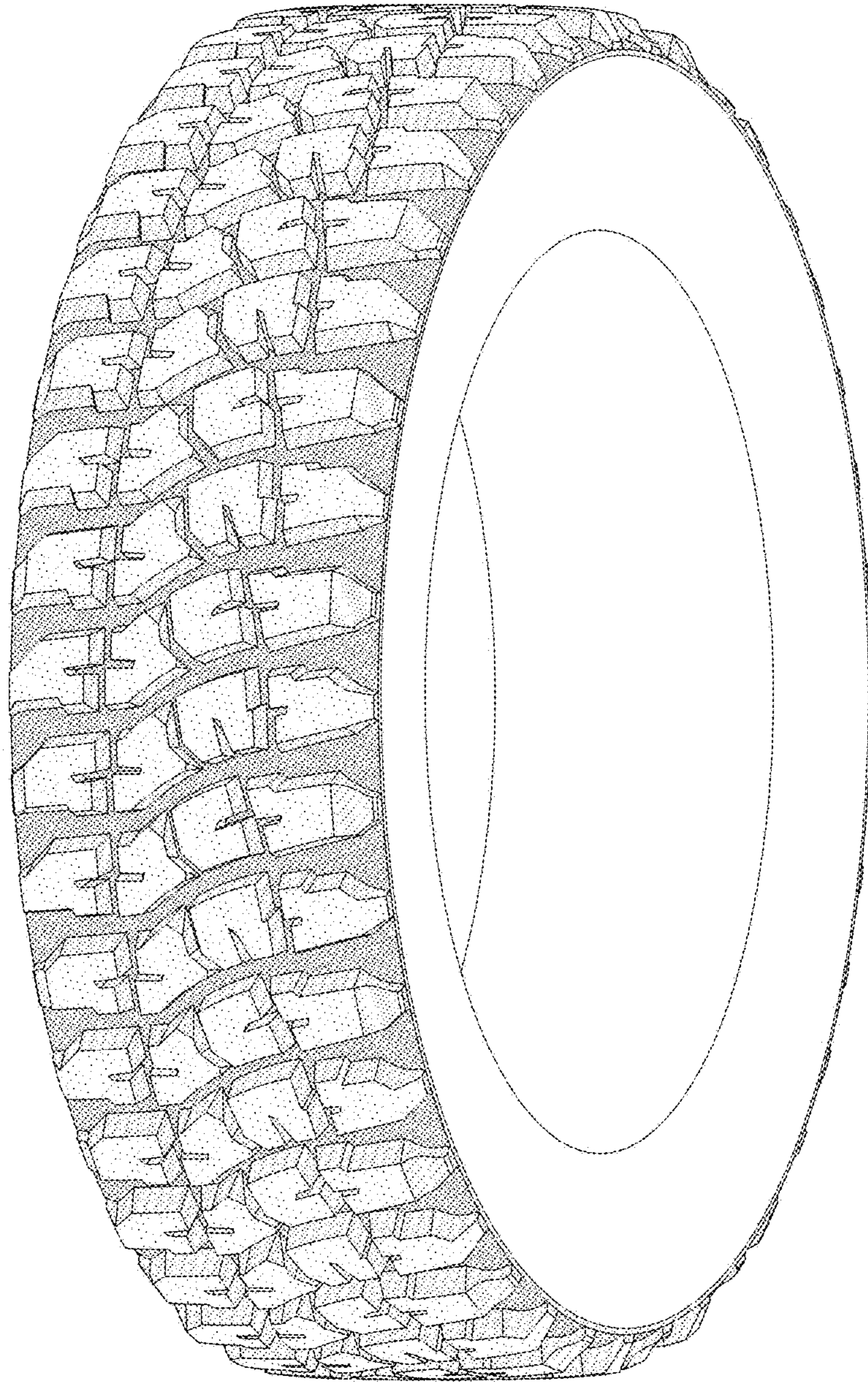


FIG - 7

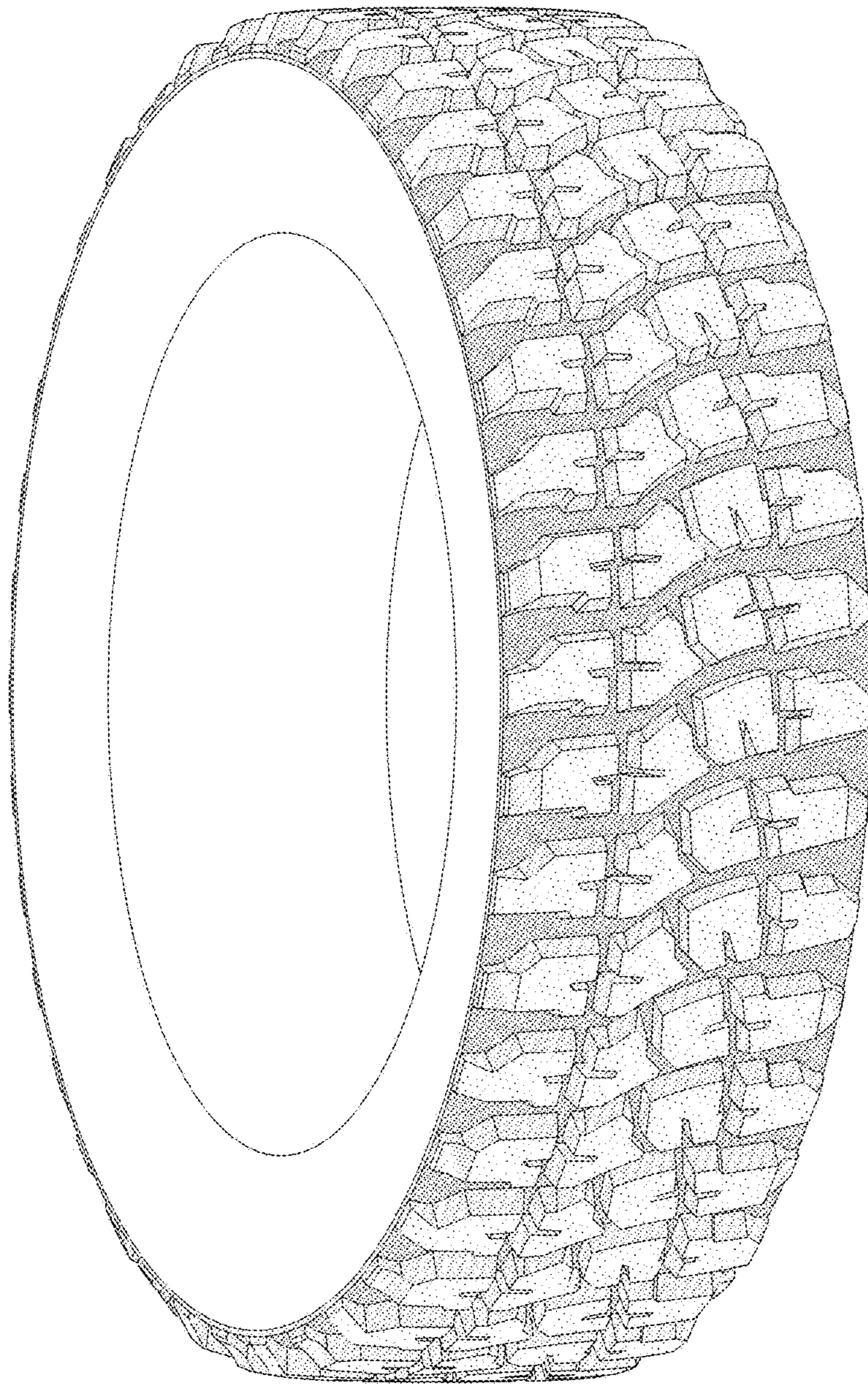


FIG - 8

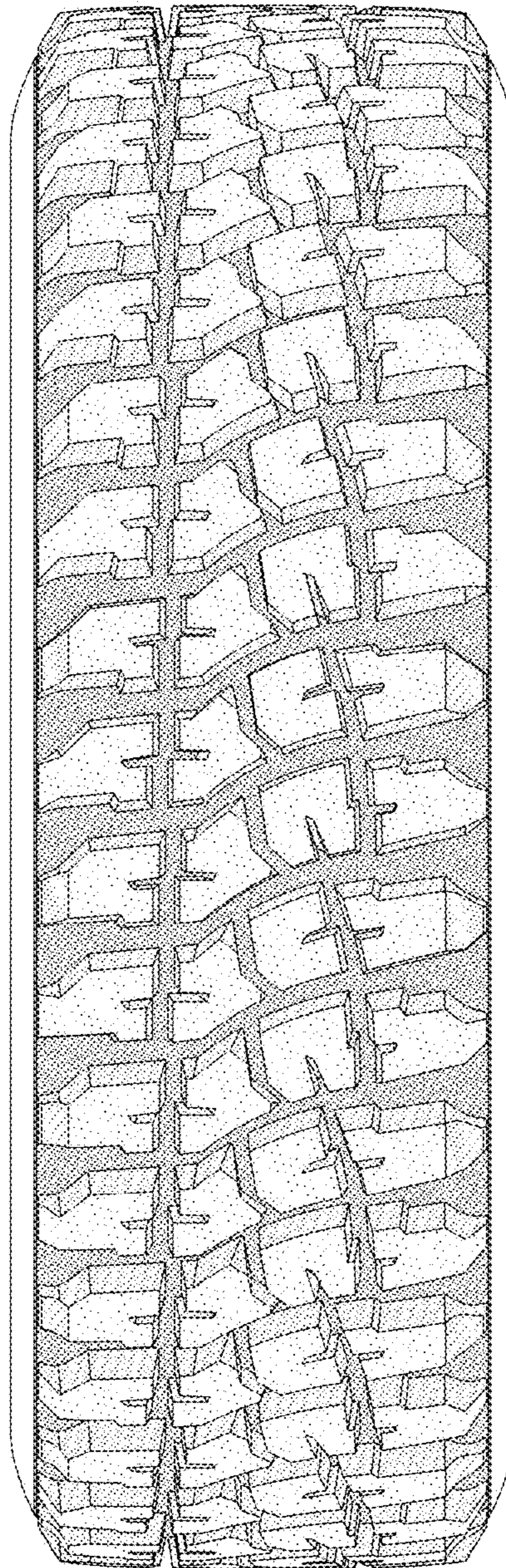


FIG - 9