

US00D961487S

(12) **United States Design Patent** (10) **Patent No.:** **US D961,487 S**
Kamsvåg (45) **Date of Patent:** **** Aug. 23, 2022**

(54) **SHIP** D400,156 S * 10/1998 Duvenage D12/312
6,708,642 B1 * 3/2004 Taylor B63B 1/285
114/290

(71) Applicant: **Ulstein Design & Solutions AS,** D691,546 S * 10/2013 Yamamoto D12/300
Ulsteinvik (NO) D736,139 S * 8/2015 Smith D12/300
D738,283 S * 9/2015 Metrot D12/300

(72) Inventor: **Øyvind Gjerde Kamsvåg,** D738,284 S * 9/2015 Okuyama D12/300
Ulsteinvik (NO) D739,331 S * 9/2015 Munson D12/310
D770,963 S * 11/2016 Demaria D12/300
D770,964 S * 11/2016 Wagener D12/300
D775,054 S * 12/2016 Lakin D12/300

(73) Assignee: **Ulstein Design & Solutions AS,** D802,515 S * 11/2017 Yi D12/300
Ulsteinvik (NO) D812,543 S * 3/2018 Yi D12/300
D818,418 S * 5/2018 Mattila D12/300
D826,832 S * 8/2018 Mattila D12/300
D826,835 S * 8/2018 Mattila D12/300
D826,837 S * 8/2018 Mattila D12/300
D833,955 S * 11/2018 Orneblad D12/311

(**) Term: **15 Years**

(21) Appl. No.: **35/510,700**

(22) Filed: **Jul. 21, 2020**

(Continued)

(80) **Hague Agreement Data**

Int. Filing Date: **Jul. 21, 2020**
Int. Reg. No.: **DM/210984**
Int. Reg. Date: **Jul. 21, 2020**
Int. Reg. Pub. Date: **Nov. 6, 2020**

Primary Examiner — Darlington Ly

(74) *Attorney, Agent, or Firm* — Knobbe, Martens, Olson & Bear, LLP

(30) **Foreign Application Priority Data**

Jan. 24, 2020 (NO) 20200062

(51) **LOC (13) Cl.** **12-06**

(52) **U.S. Cl.**
USPC **D12/300**

(58) **Field of Classification Search**

USPC D12/300, 303, 304, 306, 307, 308, 310,
D12/312, 313, 314, 315, 316, 317, 318,
D12/413; D21/542–544, 547
CPC B63B 1/00; B63B 1/042; B63B 1/125;
B63B 7/00; B63B 34/10; B63B 34/14;
B63H 8/00; B63H 9/00
See application file for complete search history.

(56) **References Cited**

U.S. PATENT DOCUMENTS

D204,523 S * 4/1966 Cole D12/315
D302,969 S * 8/1989 Pipkorn D12/314

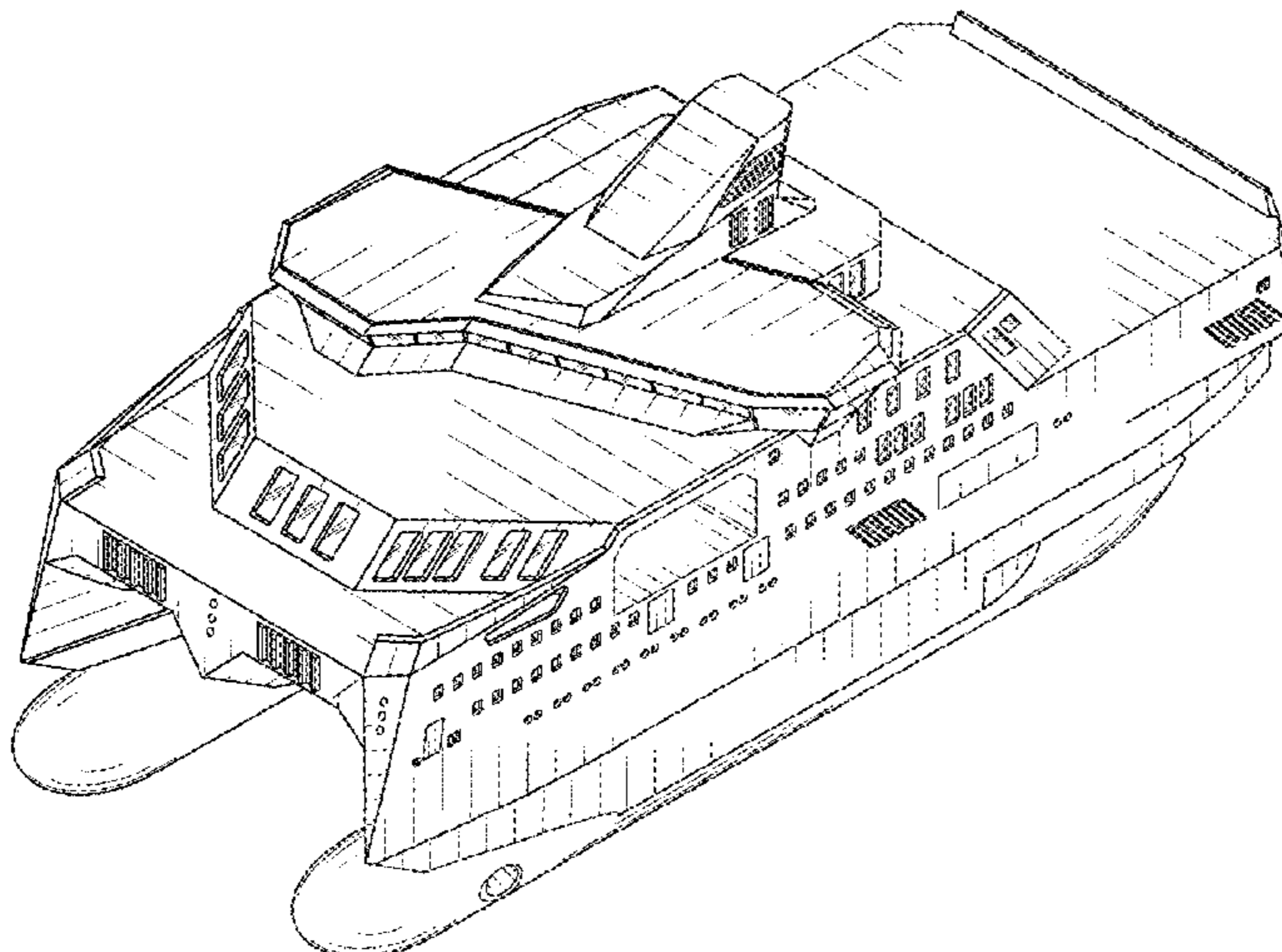
(57) **CLAIM**

The ornamental design for ship, as shown and described.

DESCRIPTION

1. Ship
1.1 is a top, front, and left side perspective view of a ship embodying my new design;
1.2 is a top, front, and right side perspective view thereof;
1.3 is a rear elevation view thereof;
1.4 is a front elevation view thereof;
1.5 is a left side elevation view thereof;
1.6 is a right side elevation view thereof;
1.7 is a top plan view thereof;
1.8 is a bottom plan view thereof;
1.9 is a top, rear, and left side perspective view thereof; and
1.10 is a top, rear, and right side perspective view thereof.

1 Claim, 9 Drawing Sheets



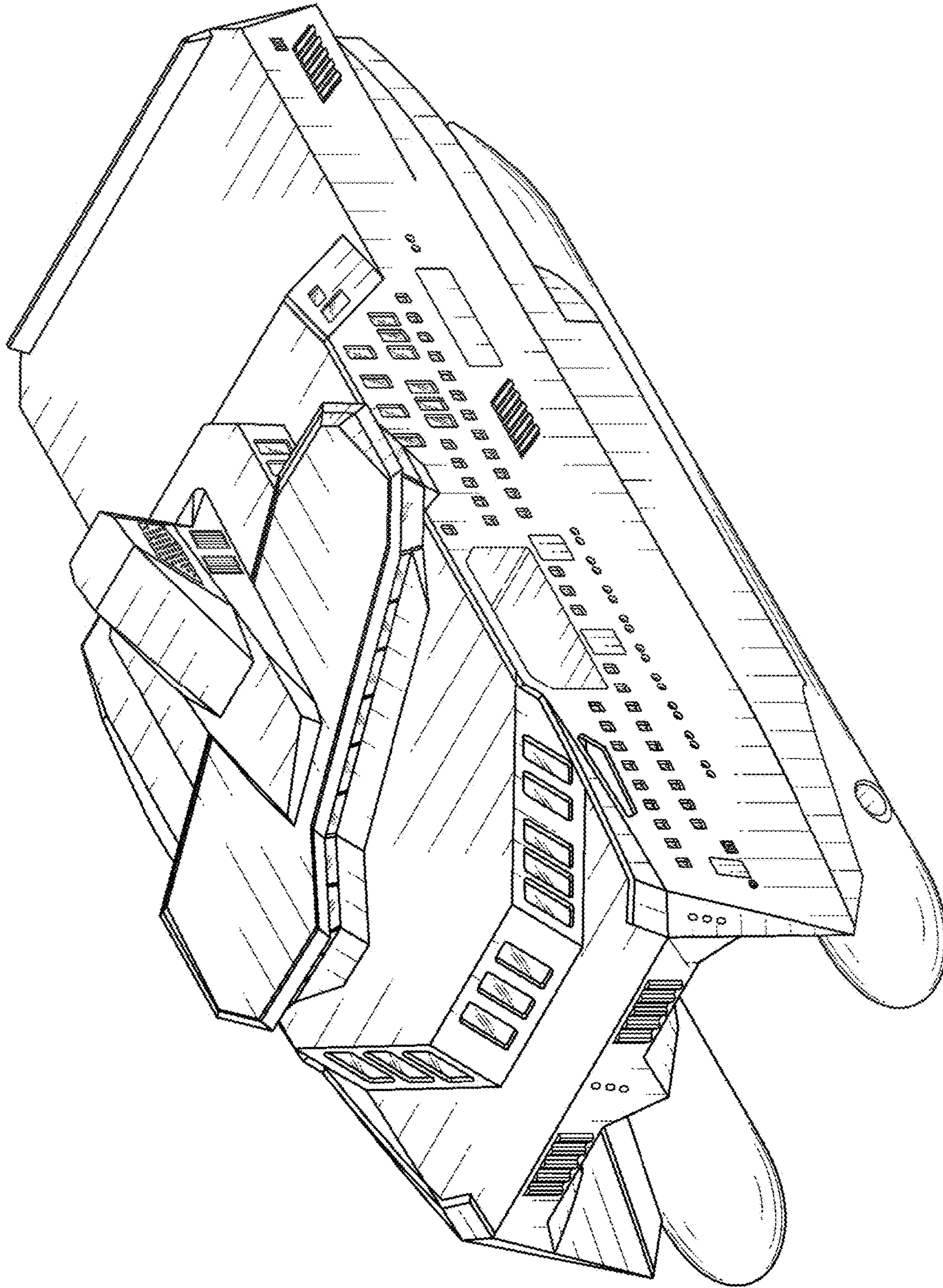
(56)

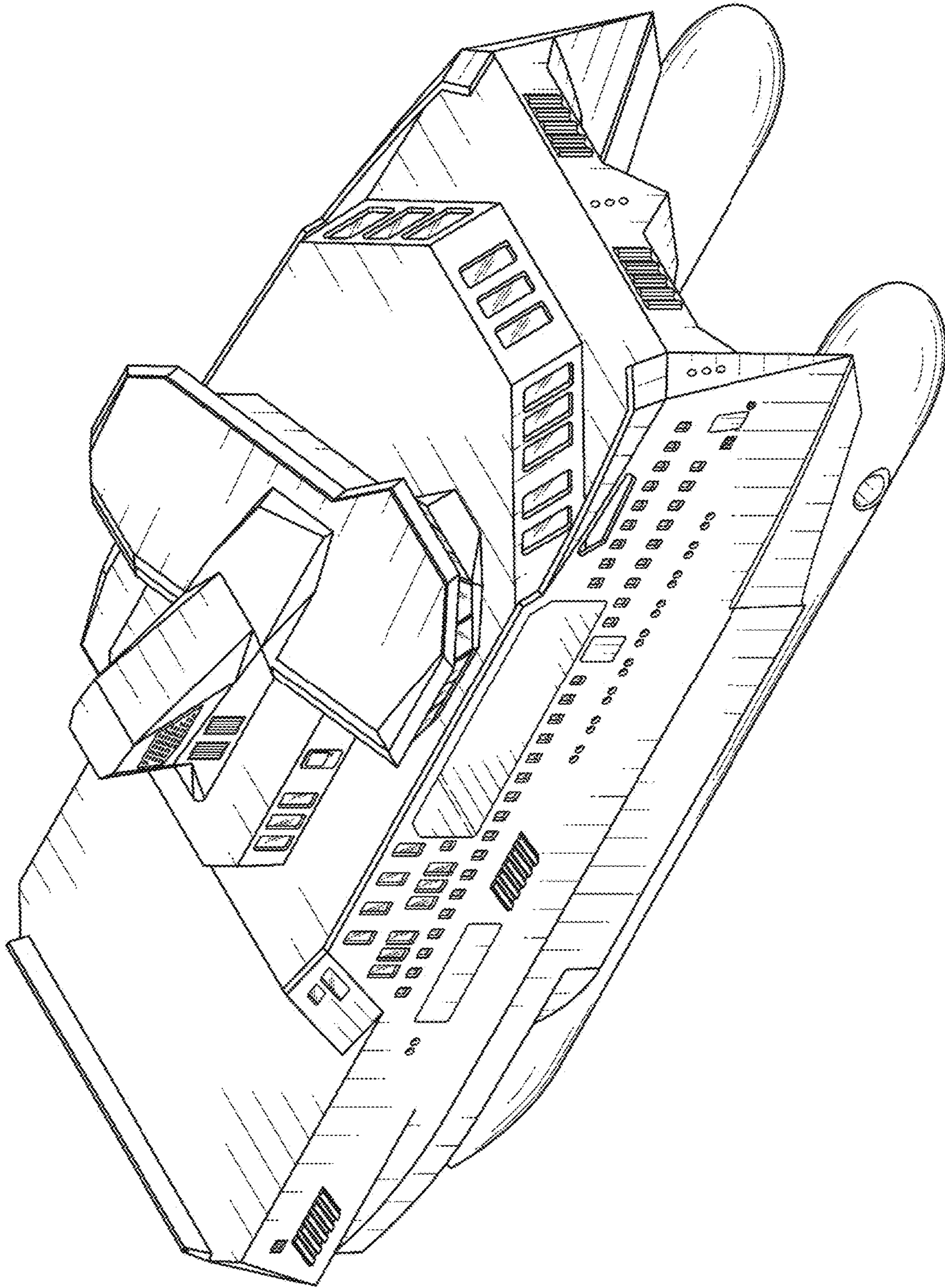
References Cited

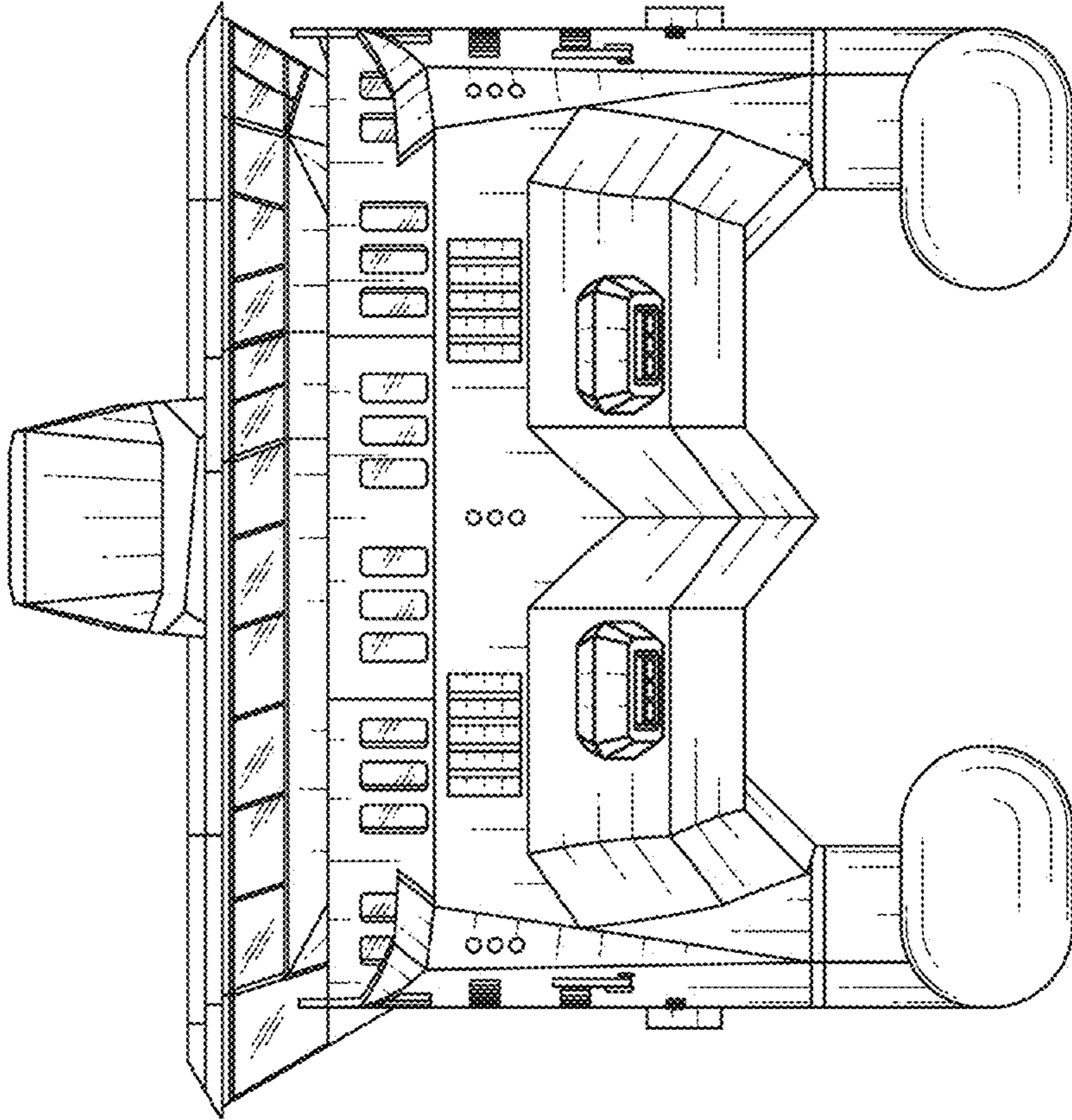
U.S. PATENT DOCUMENTS

D840,910 S *	2/2019	Mattila	D12/300
D848,347 S *	5/2019	Mattila	D12/300
D872,002 S *	1/2020	Kobylko	D12/300
D877,683 S *	3/2020	Shirokikh	D12/300
10,717,497 B2 *	7/2020	Yoder	B63B 7/04
D904,278 S *	12/2020	Jamsen	D12/314
10,858,070 B2 *	12/2020	Kalil	B63B 1/08

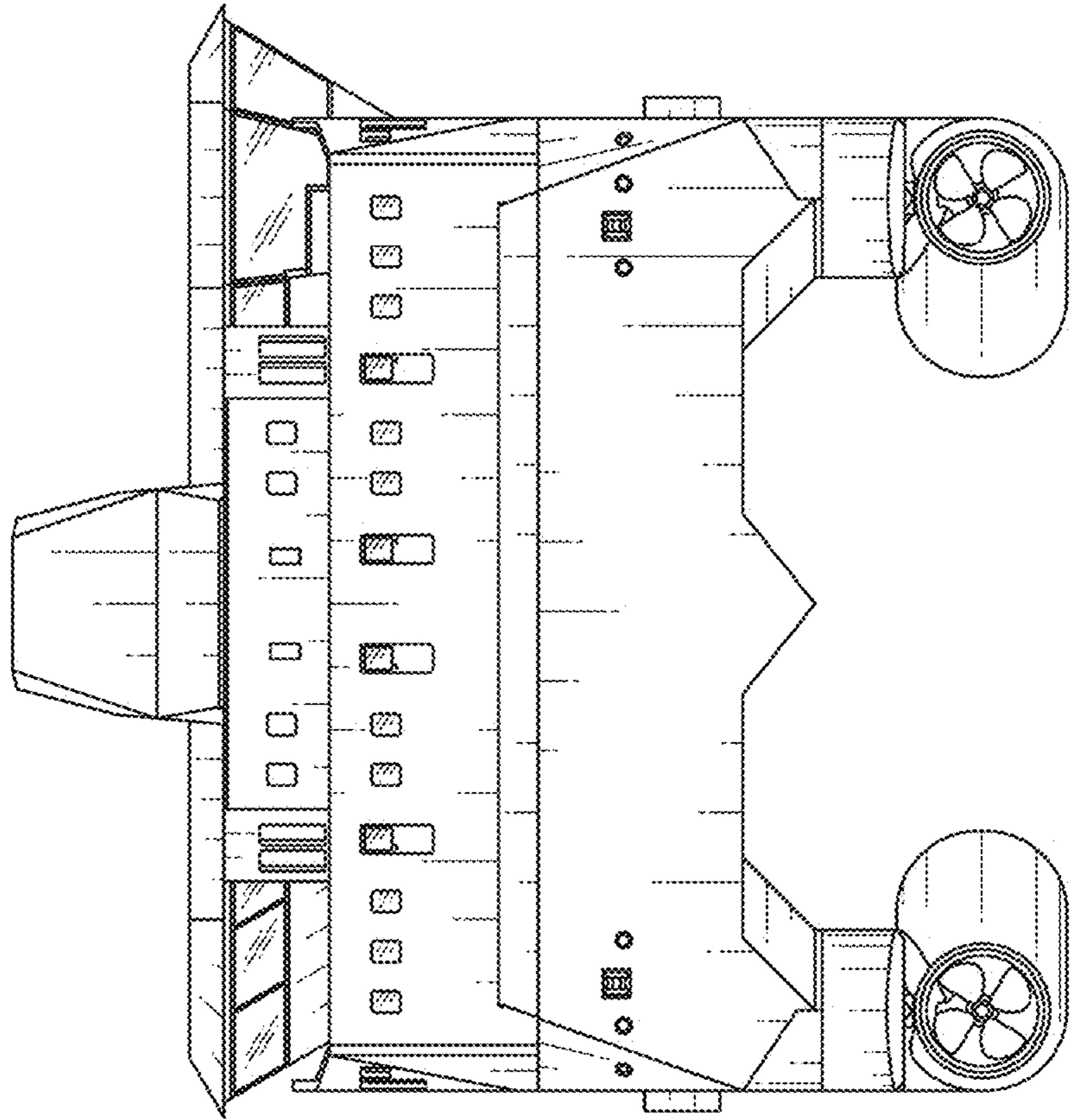
* cited by examiner







1.4



1.3

