



US00D961445S

(12) **United States Design Patent** (10) **Patent No.:** **US D961,445 S**  
**Riviere** (45) **Date of Patent:** **\*\* Aug. 23, 2022**

(54) **RING**

(71) Applicant: **Harry Winston SA**, Plan-les-Ouates (CH)

(72) Inventor: **Dominique Riviere**, New York, NY (US)

(73) Assignee: **Harry Winston SA**, Plan-les-Ouates (CH)

(\*\*) Term: **15 Years**

(21) Appl. No.: **29/771,627**

(22) Filed: **Feb. 24, 2021**

(30) **Foreign Application Priority Data**

Sep. 9, 2020 (WO) ..... WIPO97564

(51) **LOC (13) Cl.** ..... **11-01**

(52) **U.S. Cl.**  
USPC ..... **D11/34**

(58) **Field of Classification Search**  
USPC ..... D11/1, 7, 8, 26-39, 79, 91, 92  
CPC ..... A44C 9/00; A44C 9/0007; A44C 9/0014;  
A44C 9/0023; A44C 9/003; A44C  
9/0038; A44C 9/0046; A44C 9/0053;  
A44C 9/0061; A44C 9/0069; A44C  
9/0076; A44C 9/0084; A44C 9/0092;  
A44C 9/02; A44C 17/0258; A44C  
17/0266; A44C 17/0275; A44C 17/0283;  
A44C 17/02; A44C 17/0208; A44C  
17/0216; A44C 17/0225; A44C 17/0233;  
A44C 17/0241; A44C 17/025; A44C  
17/0288; A44C 17/0291; A44C 1/00;  
A44C 15/00; A44C 15/0005; A44C  
15/001; A44C 15/005

See application file for complete search history.

(56) **References Cited**

U.S. PATENT DOCUMENTS

D71,457 S *	11/1926	Herzog .....	D11/35
D140,086 S *	1/1945	Pugh .....	D11/34
D246,579 S *	12/1977	Barr .....	D11/34
D261,122 S *	10/1981	Barr .....	D11/34
D402,912 S *	12/1998	Itzkowitz .....	D11/34
D451,423 S *	12/2001	Ambar .....	D11/34
D652,340 S *	1/2012	Kaufmann .....	D11/34
D743,292 S *	11/2015	Yatsugi-Kang .....	D11/34
D791,637 S *	7/2017	Yatsugi-Kang .....	D11/34
D794,497 S *	8/2017	Galli .....	D11/34
D938,852 S *	12/2021	Riviere .....	D11/34

OTHER PUBLICATIONS

[Online] "From Candy to Carats" <https://www.balharbourshops.com/fashion/fashion-news/from-candy-to-carats/>. Retrieved Apr. 9, 2022. Posted online Feb. 2, 2019.\*

\* cited by examiner

*Primary Examiner* — Melanie Pellegrini

(74) *Attorney, Agent, or Firm* — Blank Rome LLP


(57) **CLAIM**

The ornamental design for a ring, as shown and described.


**DESCRIPTION**

FIG. 1 is a top view of a ring of my new design;  
FIG. 2 is a bottom perspective view thereof;  
FIG. 3 is a left side view thereof;  
FIG. 4 is a right side view thereof;  
FIG. 5 is a rear view thereof;  
FIG. 6 is a front view thereof;  
FIG. 7 is a top right perspective view thereof; and,  
FIG. 8 is a bottom left perspective view thereof.

**1 Claim, 8 Drawing Sheets**







**FIG. 1**



**FIG. 2**



**FIG. 3**





**FIG. 4**




**FIG. 5**



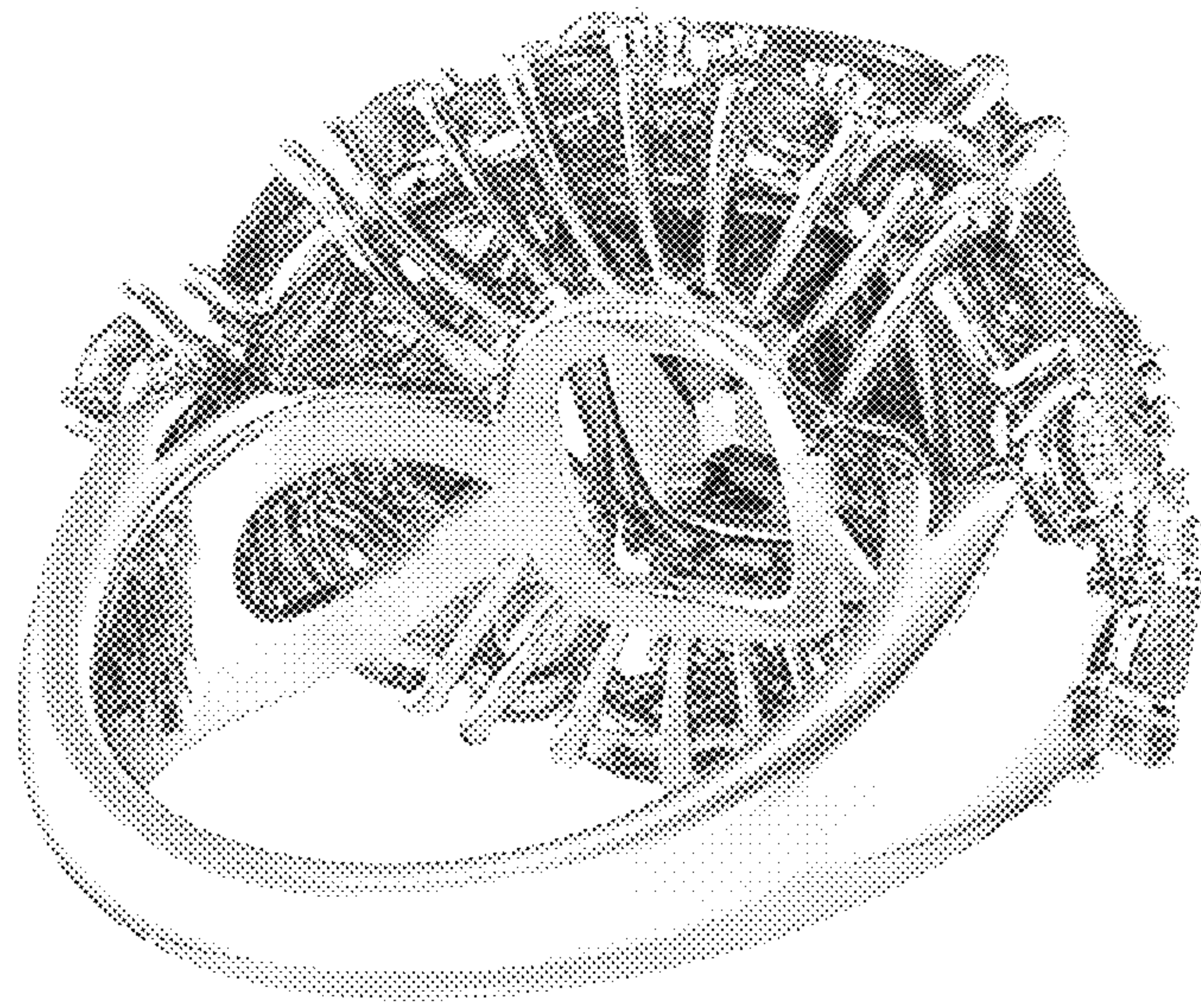
**FIG. 6**





***FIG. 7***





**FIG. 8**