



US00D961439S

(12) **United States Design Patent** (10) **Patent No.:** **US D961,439 S**  
**Sallard** (45) **Date of Patent:** **\*\* Aug. 23, 2022**

(54) **JEWELRY ARTICLE**

(56) **References Cited**

(71) Applicant: **CARTIER INTERNATIONAL AG,**  
Steinhausen (CH)

U.S. PATENT DOCUMENTS

(72) Inventor: **Emmanuelle Sallard,** Paris (FR)

2,242,544 A	5/1941	Porter	
D140,871 S	4/1945	Schenkein	
D176,267 S	12/1955	Katz	
D199,363 S	10/1964	Katz	
D311,836 S	11/1990	Dala et al.	
D322,944 S *	1/1992	Yurman	D11/4
D439,192 S *	3/2001	Ruscitti	D11/26
D680,022 S	4/2013	Parvex	
D691,506 S *	10/2013	Hardy	D11/27
D793,275 S	8/2017	Schwaninger	
D808,848 S	1/2018	Parvex	
D809,959 S	2/2018	Hardy	
D820,141 S *	6/2018	Korhammer	D11/4
D834,987 S	12/2018	Morin	
D872,616 S	1/2020	Parvex	
D872,617 S	1/2020	Parvex	
D879,647 S *	3/2020	Parvex	D11/4
D896,680 S	9/2020	Sivriere	
D898,607 S	10/2020	Parvex	
D922,897 S *	6/2021	Sivriere	D11/28
D924,091 S *	7/2021	Coin	D11/27
D926,595 S	8/2021	Parvex	

(73) Assignee: **CARTIER INTERNATIONAL AG,**  
Steinhausen (CH)

(\*\*) Term: **15 Years**

(21) Appl. No.: **29/826,564**

(22) Filed: **Feb. 14, 2022**

**Related U.S. Application Data**

(62) Division of application No. 29/671,573, filed on Nov. 28, 2018, now Pat. No. Des. 951,127.

(30) **Foreign Application Priority Data**

Jun. 6, 2018 (WO) ..... 7755501

(51) **LOC (13) Cl.** ..... **11-01**

(52) **U.S. Cl.**  
USPC ..... **D11/4; D11/16; D11/27**

(58) **Field of Classification Search**  
USPC ..... D11/1-39, 91, 92, 86  
CPC ..... A44C 9/00; A44C 9/0007; A44C 9/0015;  
A44C 9/0023; A44C 9/003; A44C  
9/0038; A44C 9/0046; A44C 9/0053;  
A44C 9/0061; A44C 9/0069; A44C  
9/0076; A44C 9/0084; A44C 9/0092;  
A44C 9/02; A44C 1/00; A44C 15/00;  
A44C 15/003; A44C 5/00; A44C 5/0007;  
A44C 5/0015; A44C 5/0023; A44C 5/003

See application file for complete search history.

(Continued)

*Primary Examiner* — Melanie Pellegrini  
(74) *Attorney, Agent, or Firm* — Oliff PLC

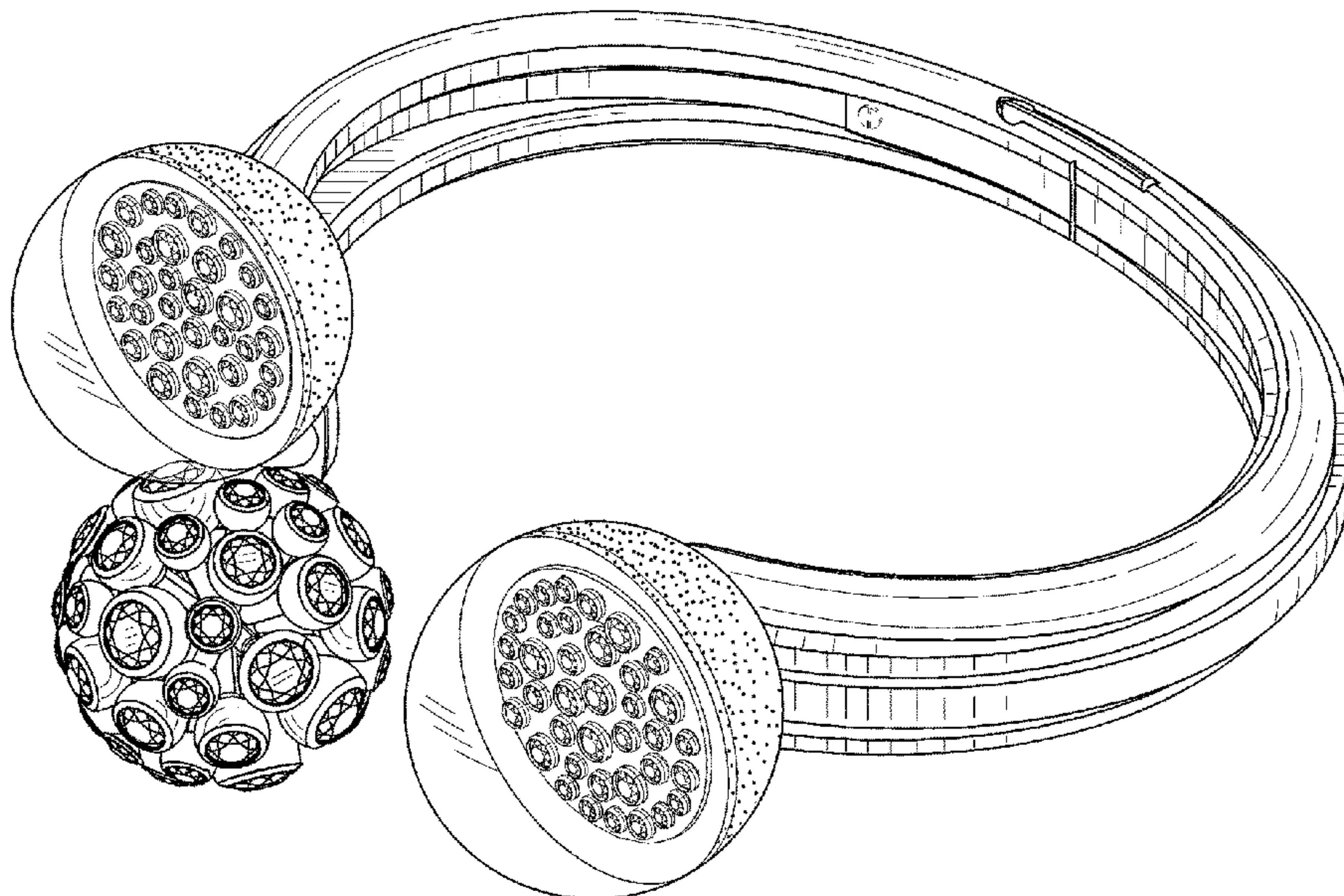
(57) **CLAIM**

The ornamental design for a jewelry article, as shown and described.

**DESCRIPTION**

FIG. 1 is a front view of the jewelry article;  
FIG. 2 is a rear view thereof;  
FIG. 3 is a top view thereof;  
FIG. 4 is a bottom view thereof;  
FIG. 5 is a left-side view thereof;  
FIG. 6 is a right-side view thereof; and,  
FIG. 7 is a top perspective view thereof.  
The broken lines depict unclaimed parts of the design.

**1 Claim, 7 Drawing Sheets**



(56)

**References Cited**

U.S. PATENT DOCUMENTS

D951,127 S \* 5/2022 Sallard ..... D11/27  
2018/0199680 A1 \* 7/2018 Barouch ..... A44C 25/007

\* cited by examiner

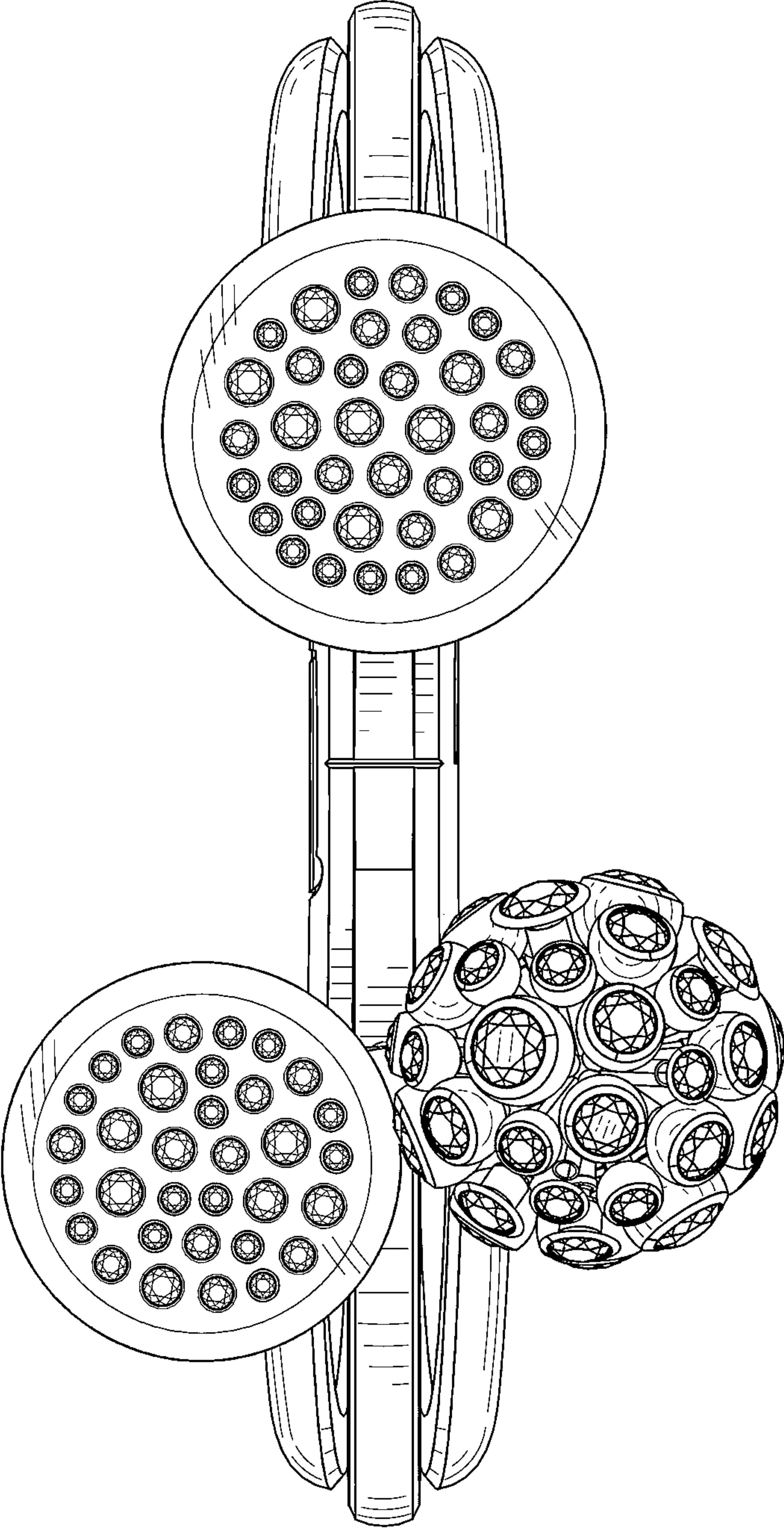


FIG. 1



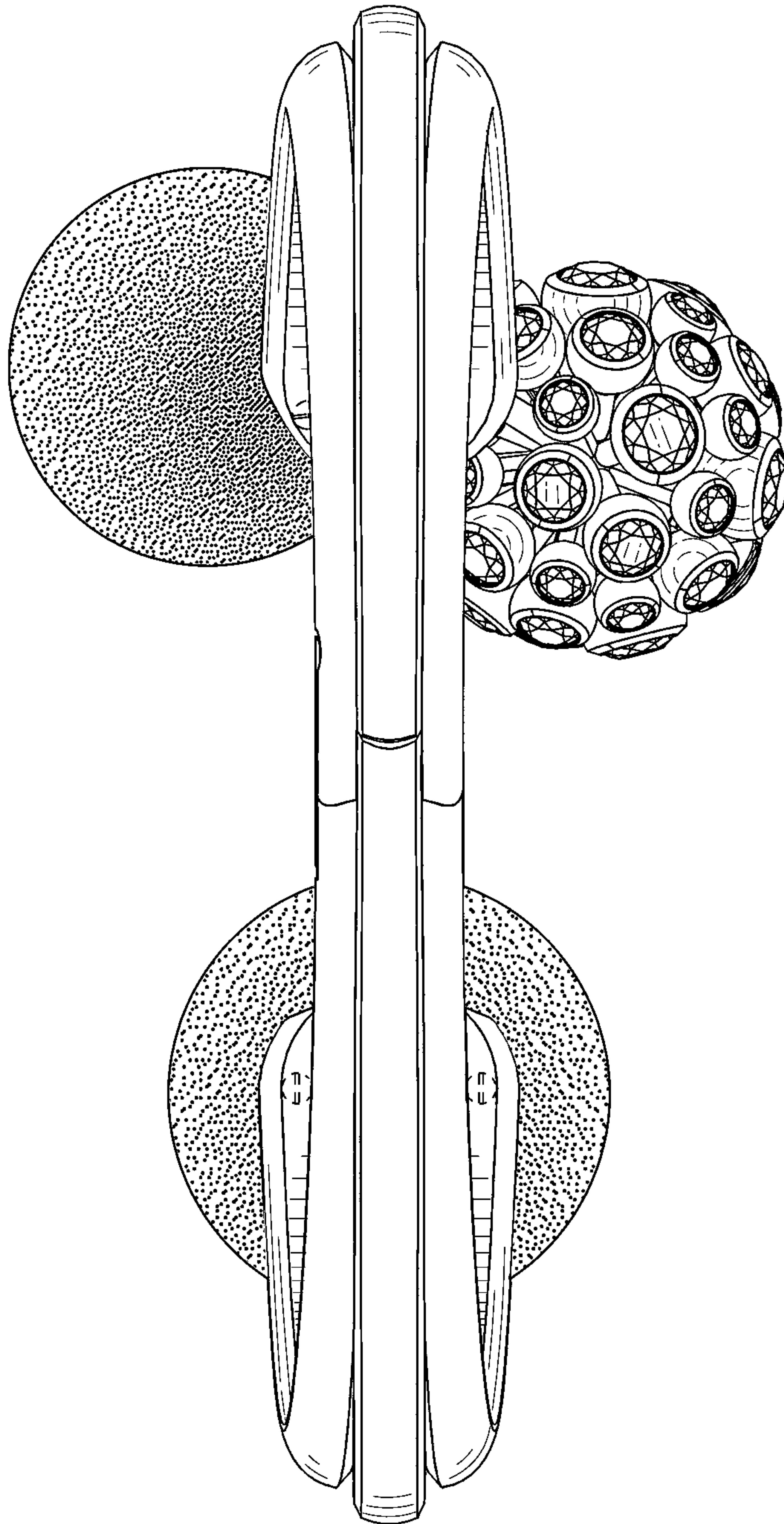


FIG. 2

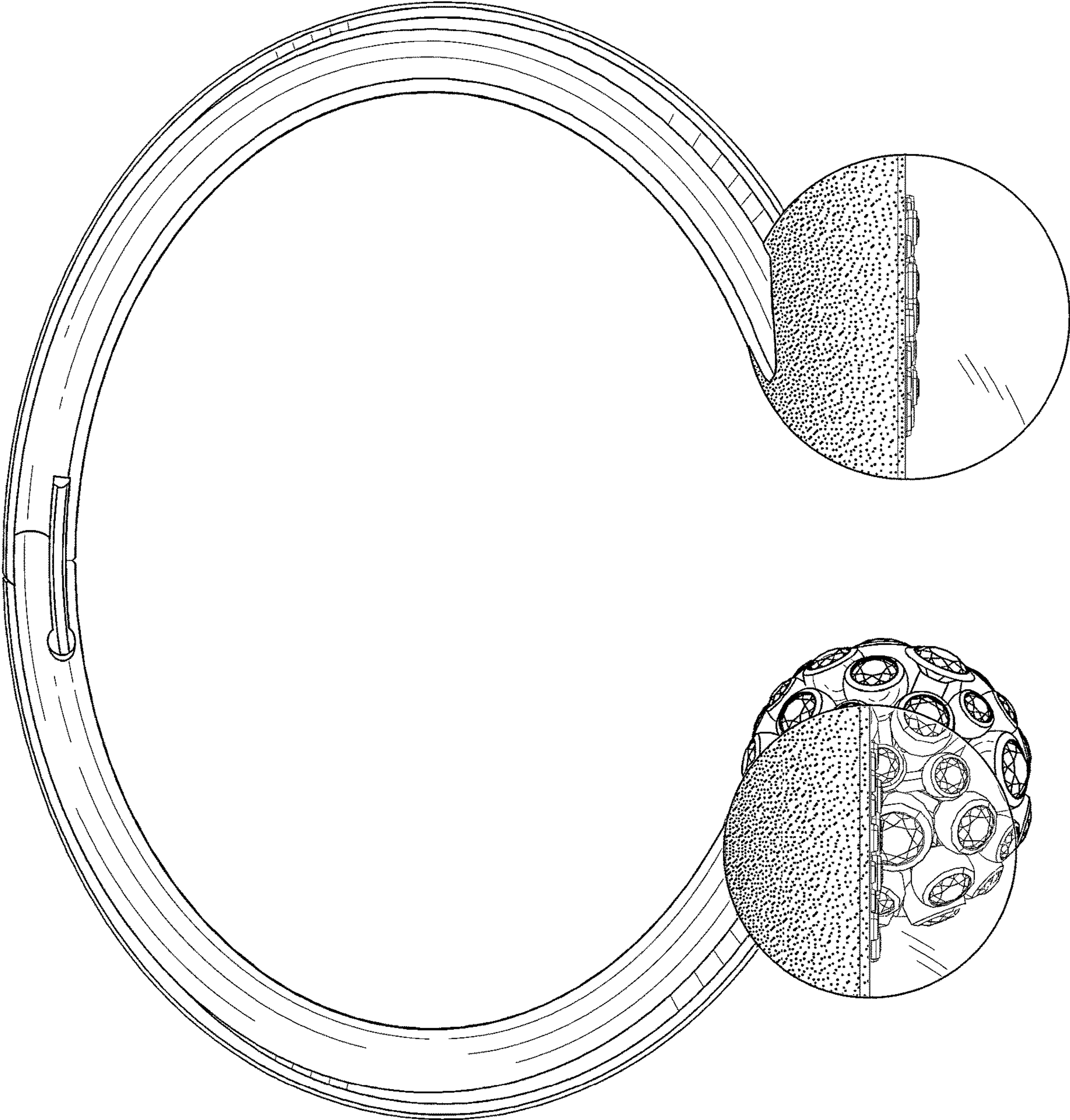


FIG. 3

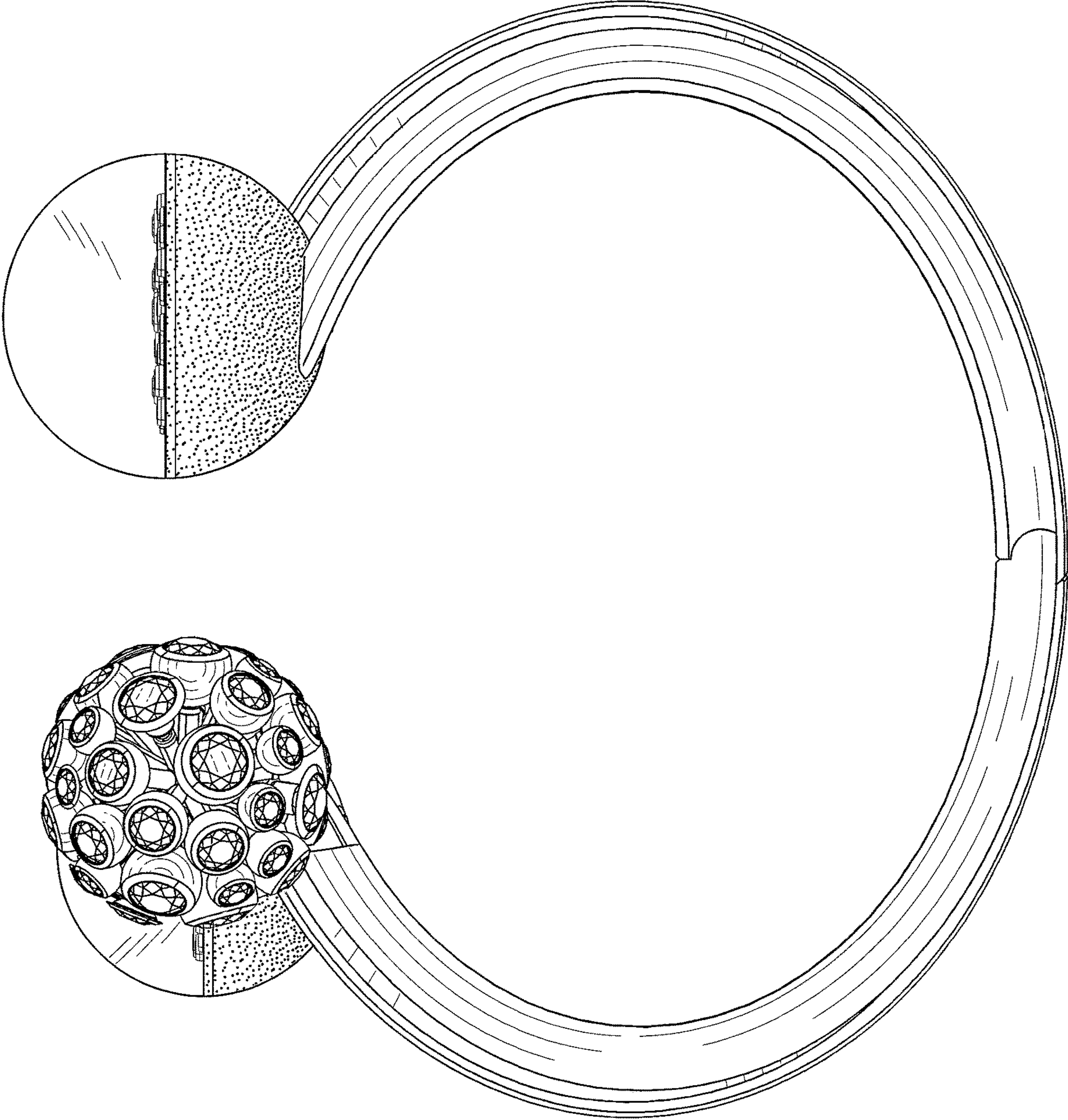


FIG. 4



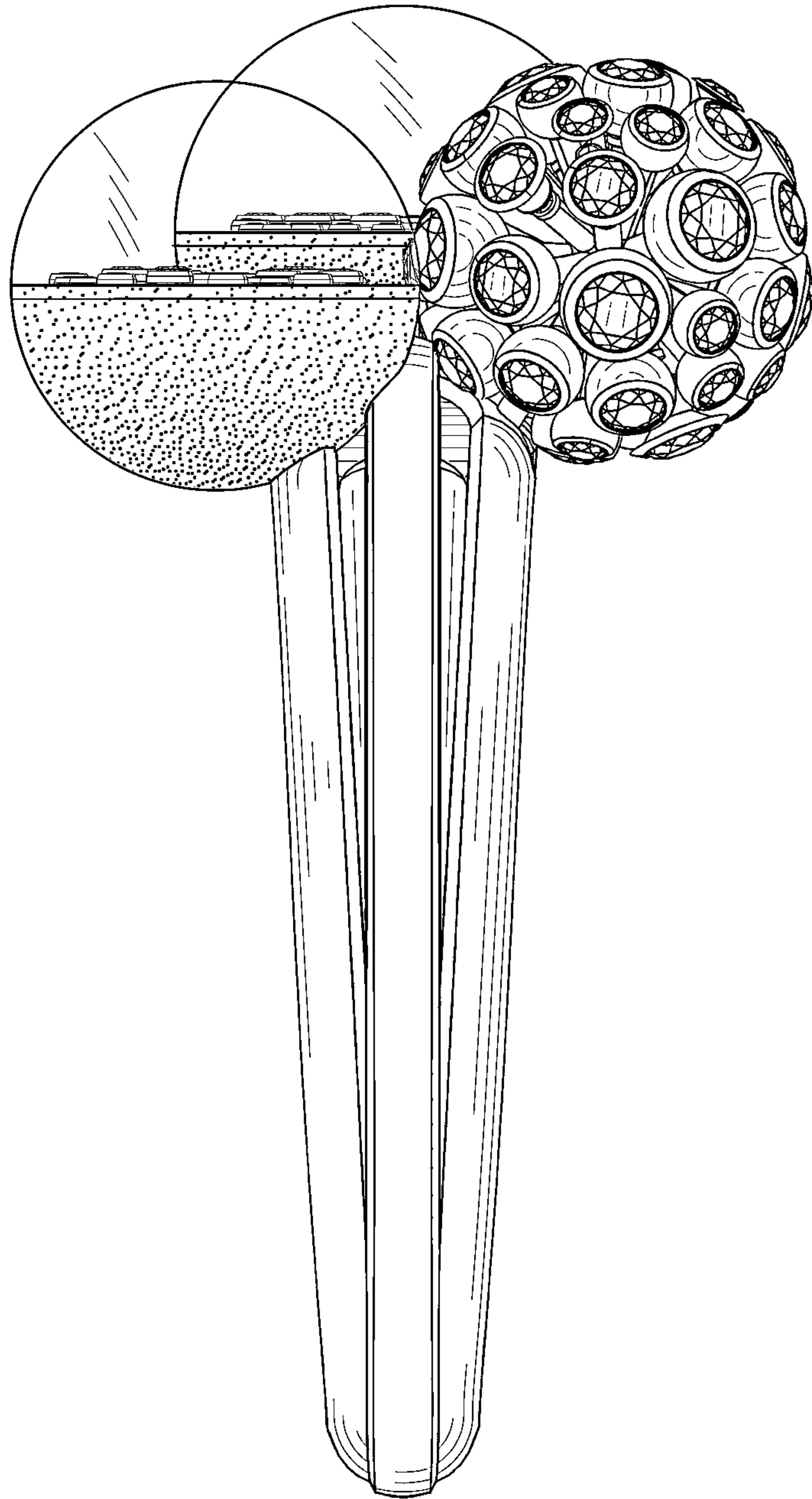


FIG. 5

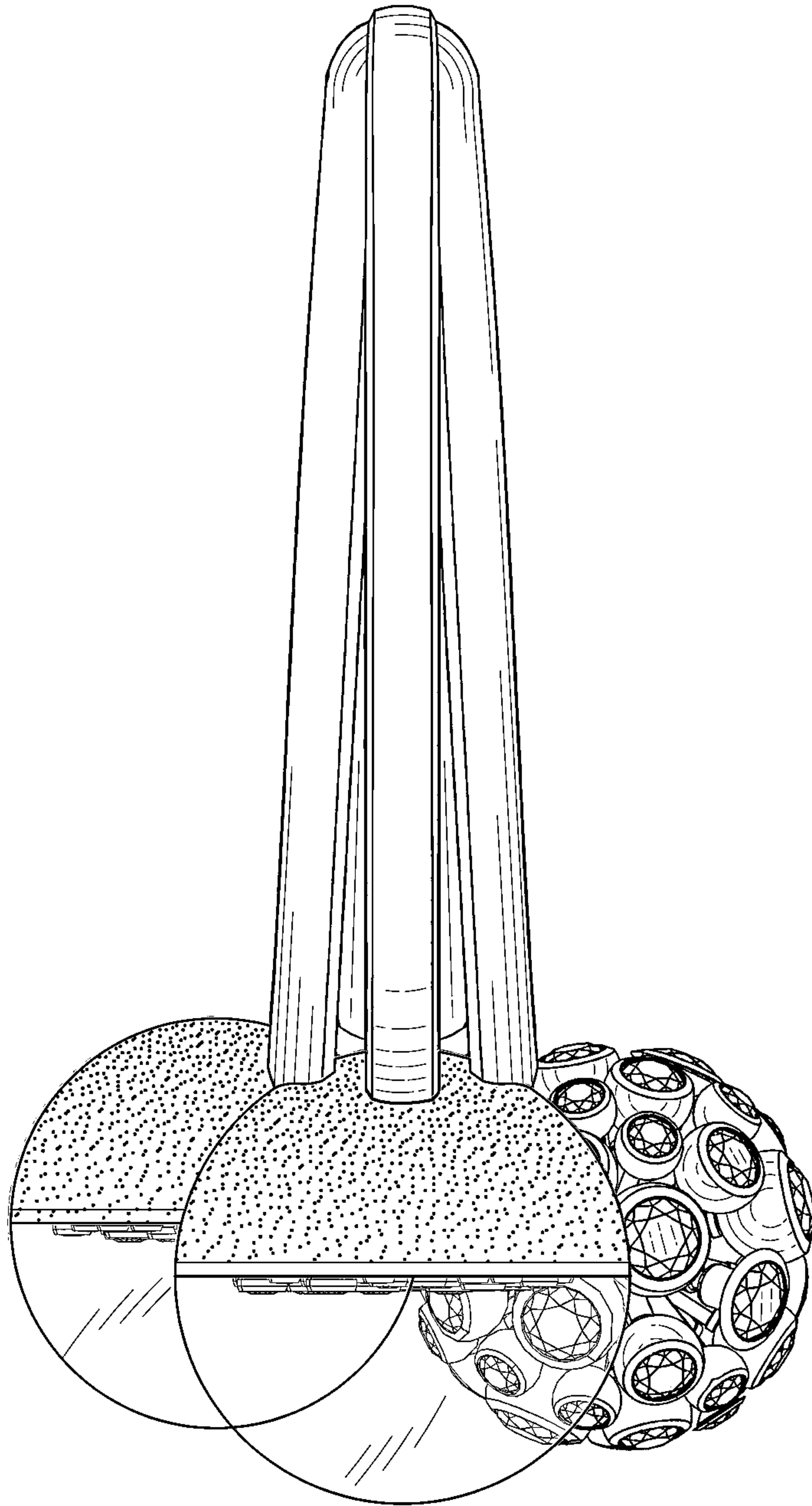


FIG. 6



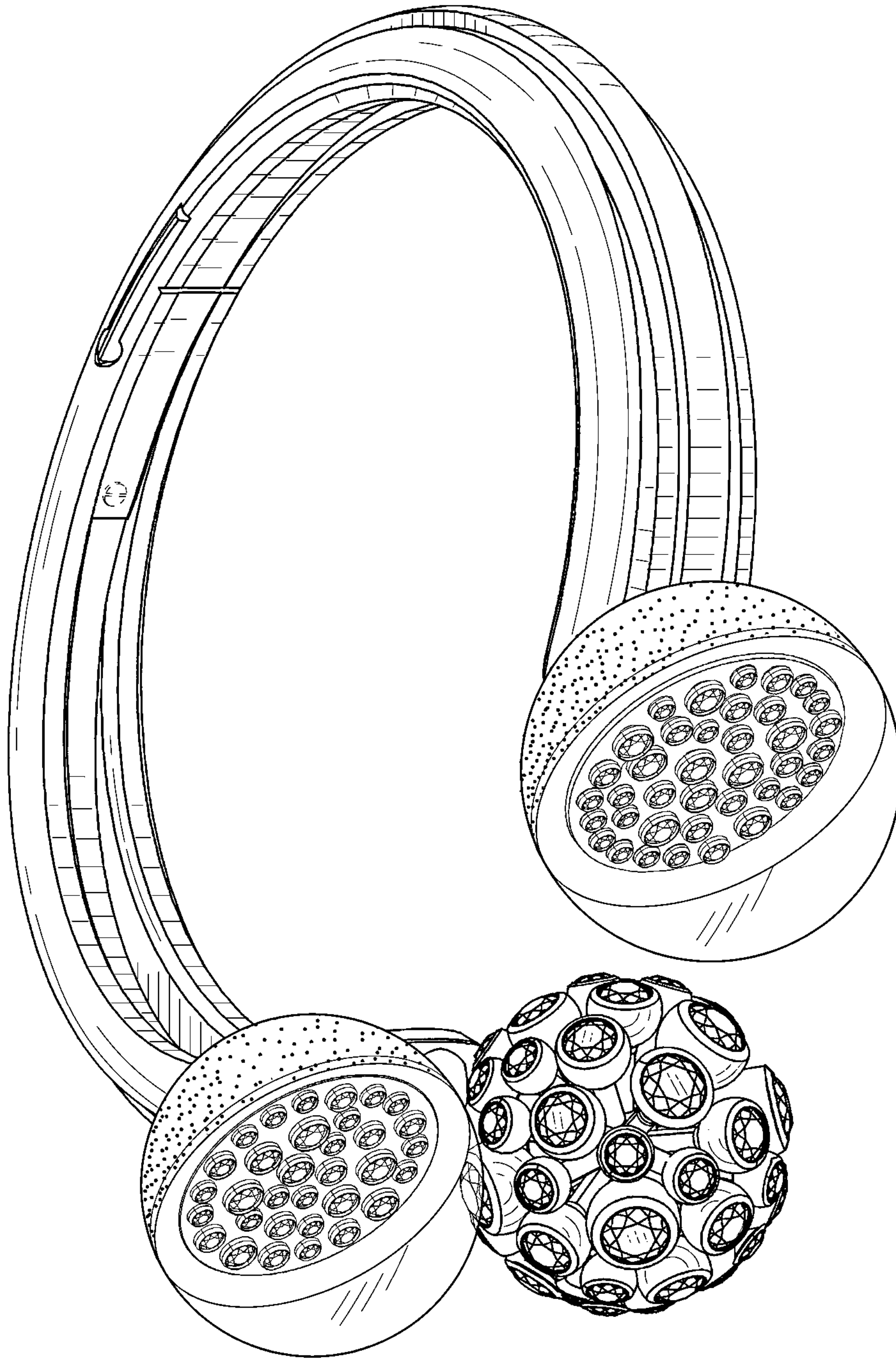


FIG. 7