



US00D961395S

(12) **United States Design Patent**
Cox et al.

(10) **Patent No.:** **US D961,395 S**
(45) **Date of Patent:** **** *Aug. 23, 2022**

(54) **DISPENSING BOTTLE**

FOREIGN PATENT DOCUMENTS

(71) Applicant: **Henkel AG & Co. KGaA**, Duesseldorf (DE)

CN 303205468 5/2015
CN 305193695 6/2019

(Continued)

(72) Inventors: **Peter Cox**, Dublin (IE); **Glenn Doogan**, Dublin (IE); **Peter O’Sullivan**, Lucan County Dublin (IE); **Jason Tilk**, Cleveland Heights, OH (US); **Maynard Payumo**, Parma, OH (US)

OTHER PUBLICATIONS

Loctite, Jul. 15, 2020, Loctite Youtube Page Video Post, URL:<https://www.youtube.com/watch?v=2J8vesV5fRU> (Year: 2020).

(Continued)

(73) Assignee: **Henkel AG & Co. KGaA**, Duesseldorf (DE)

Primary Examiner — Brett Miller

Assistant Examiner — Rani J Abdallah

(*) Notice: This patent is subject to a terminal disclaimer.

(74) *Attorney, Agent, or Firm* — Steven C. Bauman

(**) Term: **15 Years**

(57) **CLAIM**

The ornamental design for a dispensing bottle, as shown and described.

(21) Appl. No.: **29/807,776**

DESCRIPTION

(22) Filed: **Sep. 14, 2021**

Related U.S. Application Data

(63) Continuation of application No. 29/696,787, filed on Jul. 1, 2019, now Pat. No. Des. 932,907.

(51) **LOC (13) Cl.** **09-01**

(52) **U.S. Cl.**

USPC **D9/516**; D9/550; D9/563; D9/574

(58) **Field of Classification Search**

USPC D9/500, 516, 521, 530, 536, 542, 544, D9/549, 550, 556, 558, 559, 562, 563,

(Continued)

(56) **References Cited**

U.S. PATENT DOCUMENTS

D184,593 S 11/1876 Curtice
1,602,391 A 10/1926 Creaver

(Continued)

FIG. 1 is a front, top, and right side perspective view of a dispensing bottle showing our new design;

FIG. 2 is a front view thereof;

FIG. 3 is a rear view thereof;

FIG. 4 is a left view thereof;

FIG. 5 is a right view thereof;

FIG. 6 is a top view thereof;

FIG. 7 is a bottom view thereof;

FIG. 8 is a front, top, and right side perspective view of a dispensing bottle showing our new design according to another embodiment;

FIG. 9 is a front view thereof;

FIG. 10 is a rear view thereof;

Fig. 11 is a left view thereof;

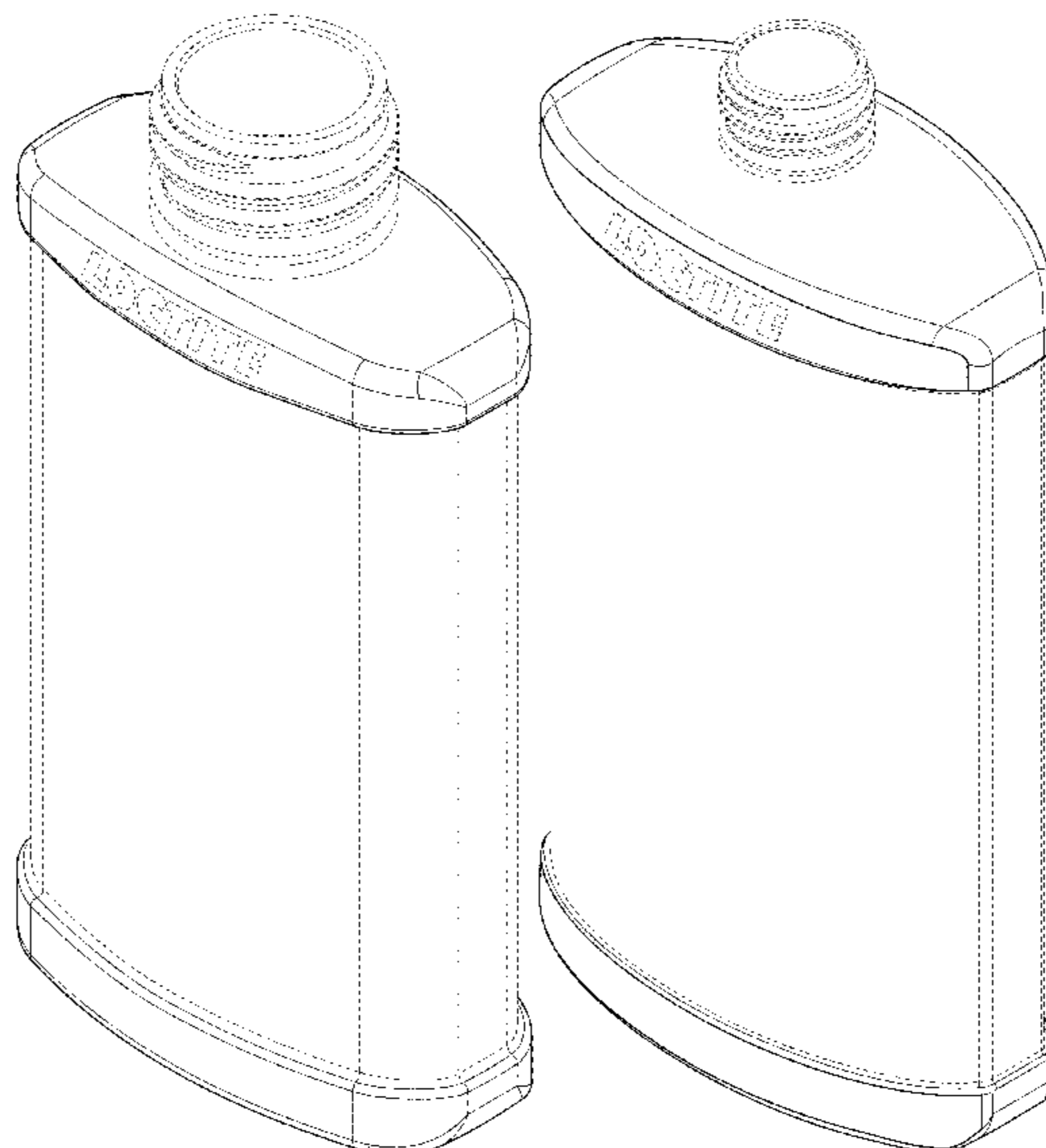
FIG. 12 is a right view thereof;

FIG. 13 is a top view thereof; and,

FIG. 14 is a bottom view thereof.

The broken lines depict environment and form no part of the claimed design.

1 Claim, 10 Drawing Sheets



US D961,395 S

Page 2

(58) **Field of Classification Search**

USPC D9/565, 572, 573, 574, 575, 552, 560,
D9/571, 557; D4/114; D7/590
CPC B65D 1/0223; B65D 23/102; B65D
2501/0081; B65D 2501/0036; B65D
79/005; B65D 1/44; C08L 33/08; A61J
1/03; A61J 1/00

See application file for complete search history.

(56) **References Cited**

U.S. PATENT DOCUMENTS

D109,928 S 5/1938 Williams
D176,975 S 2/1956 Chilton
D254,773 S 4/1980 Kretz
D260,367 S 8/1981 Grip
D278,515 S 4/1985 Adams
D279,261 S 6/1985 Blocksom
D286,986 S 12/1986 Rader
D290,342 S 6/1987 Lyons
D309,714 S 8/1990 Biesecker
D316,225 S 4/1991 Edstrom et al.
D319,582 S 9/1991 Crawford
D325,167 S * 4/1992 Humfress D9/575
5,156,285 A 10/1992 Zogg et al.
D333,435 S 2/1993 Blair
D348,613 S 7/1994 Gonda
D352,461 S * 11/1994 Flanagan D9/542
5,435,451 A 7/1995 Dyer
D367,010 S 2/1996 Moore
D372,675 S 8/1996 Pollard
D394,211 S 5/1998 Kuzma et al.
6,129,802 A 10/2000 Key
6,536,977 B1 3/2003 Hammel
D505,078 S 5/2005 Fischer et al.
6,913,405 B2 7/2005 Fischer et al.
6,997,337 B1 2/2006 Wurster

D528,429 S 9/2006 Bartel
D529,814 S 10/2006 Winkler
D533,456 S 12/2006 Schuller et al.
D534,804 S * 1/2007 Muehlhausen D9/575
D614,036 S 4/2010 Gedanke
D619,471 S 7/2010 Graunstadt
D932,907 S * 10/2021 Cox D9/563
D932,908 S * 10/2021 Cox D9/563
D932,909 S * 10/2021 Cox D9/563
D932,910 S * 10/2021 Cox D9/563
D932,911 S * 10/2021 Cox D9/563
D932,912 S * 10/2021 Cox D9/563
D932,913 S * 10/2021 Cox D9/563
D932,914 S * 10/2021 Cox D9/563
D932,915 S * 10/2021 Cox D9/563
D932,916 S * 10/2021 Cox D9/563
D932,919 S * 10/2021 Cox D9/563
D934,083 S * 10/2021 Cox D9/563
D938,281 S * 12/2021 Pham D9/563
2001/0022291 A1 9/2001 Shimada et al.
2005/0189314 A1 9/2005 Carbone
2007/0090083 A1 10/2007 Trude
2009/0255893 A1 10/2009 Zummo et al.
2013/0008913 A1 1/2013 Boukobza
2015/0158620 A1 6/2015 Sekiguchi et al.
2020/0198826 A1 6/2020 Koy et al.

FOREIGN PATENT DOCUMENTS

KR 300423334.0000 8/2006
KR 3020180001616 12/2018

OTHER PUBLICATIONS

New Packing, Feb. 28, 2020, Henkel website post, U RL:https://www.henkel-adhesives.com/uk/en/product/threadlockers/loctite_222.html (Year: 2020).

* cited by examiner

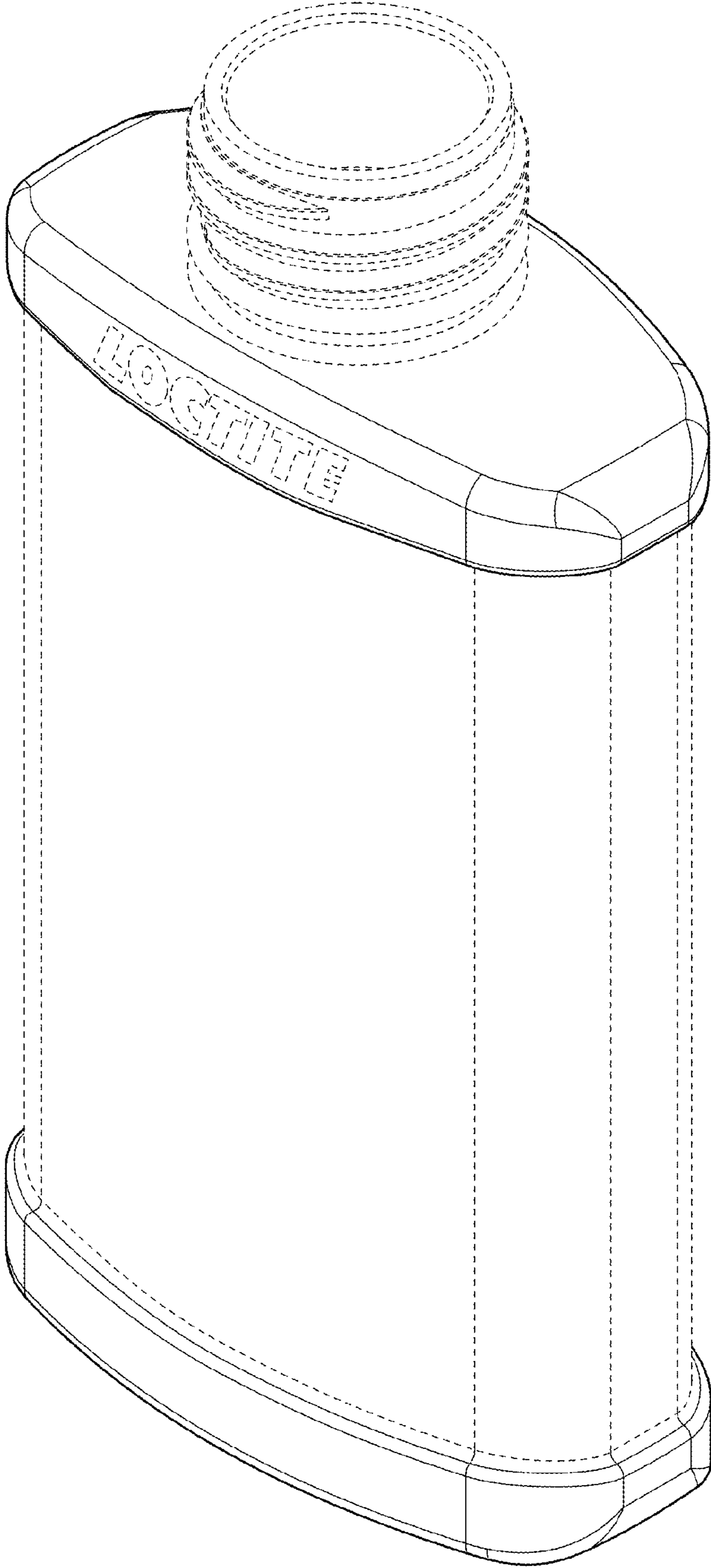


FIG. 1




FIG. 2




FIG. 3




FIG. 4




FIG. 5

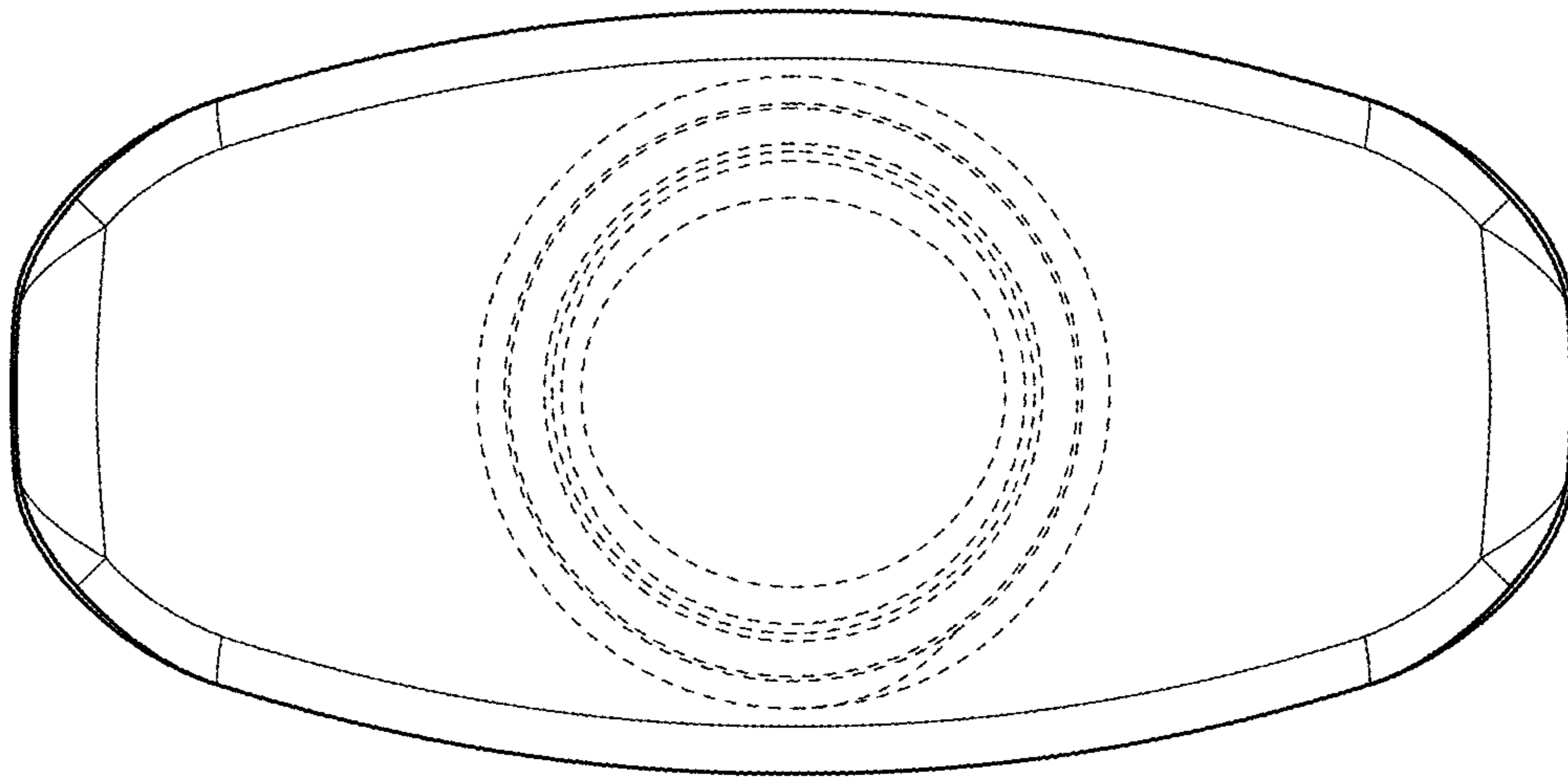


FIG. 6

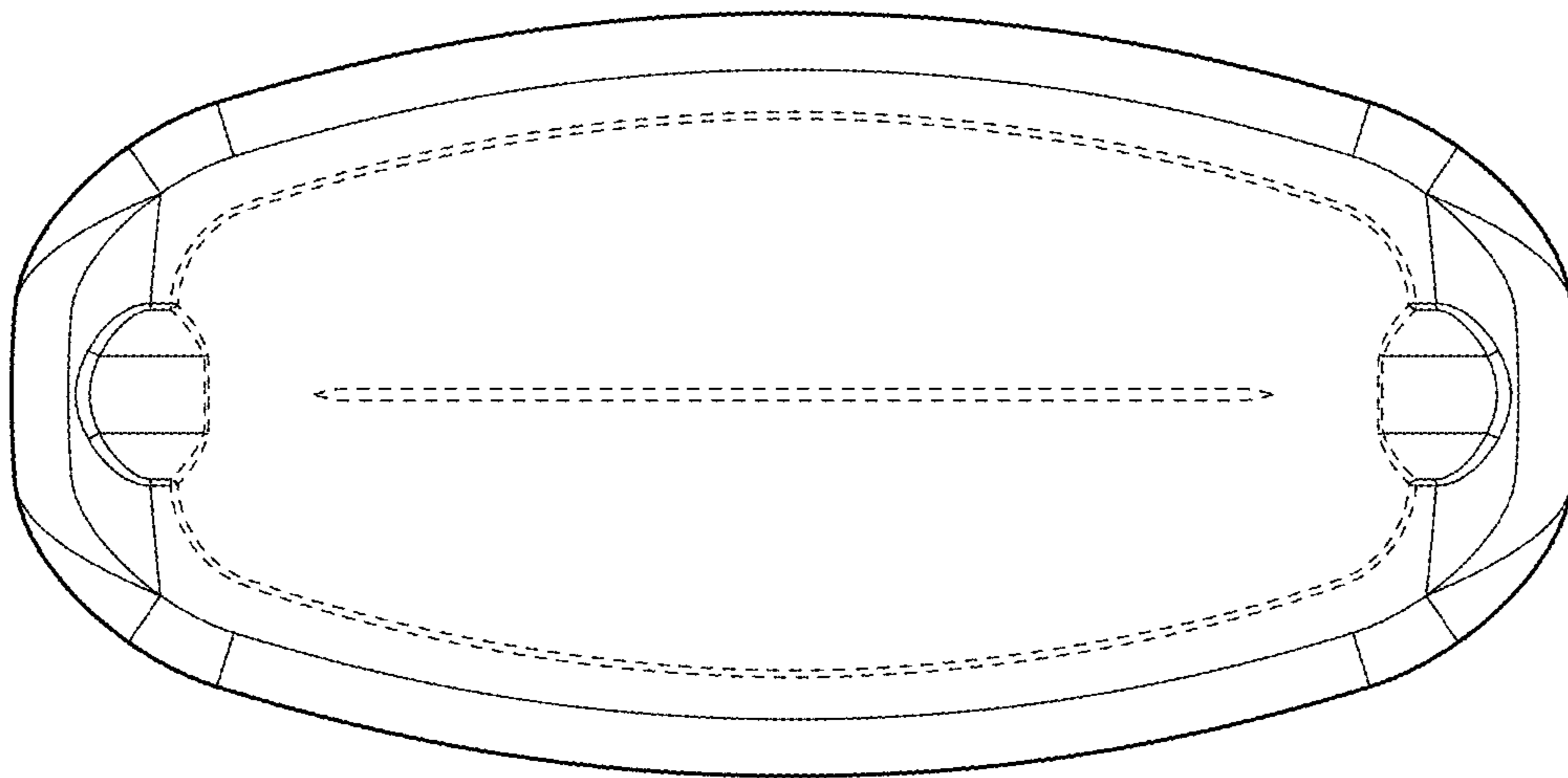


FIG. 7

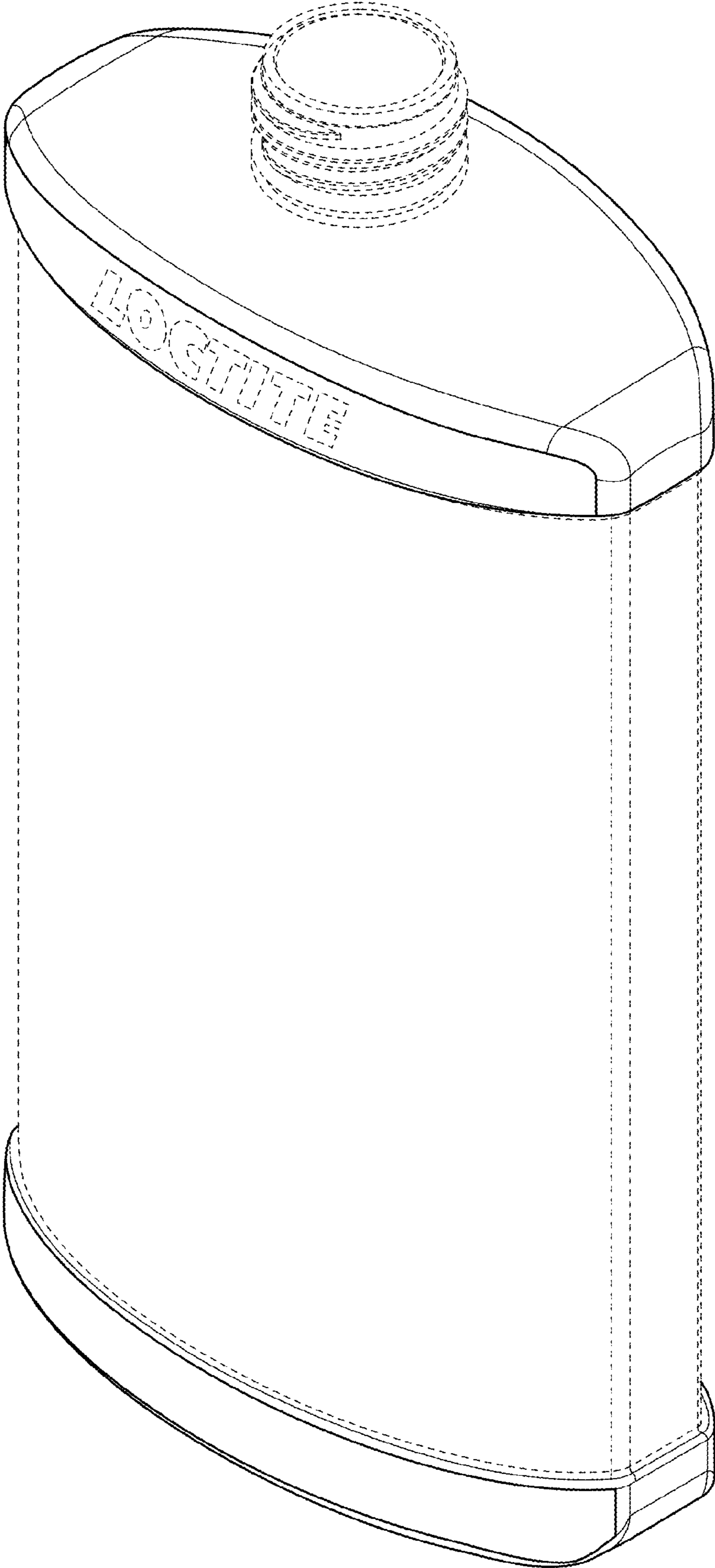


FIG. 8



FIG. 9




FIG. 10

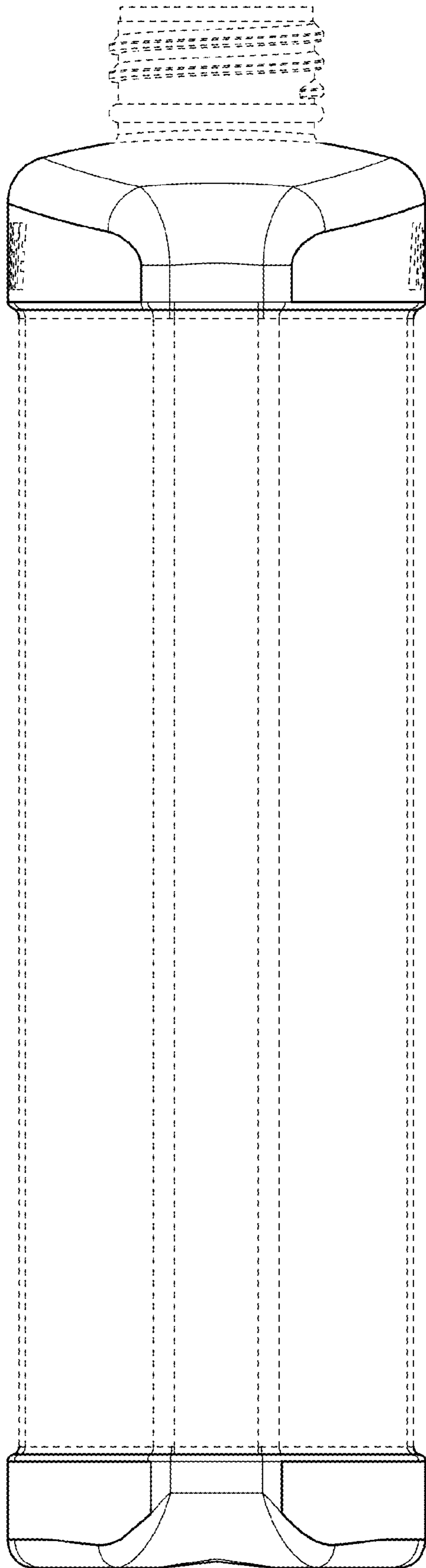


FIG. 11

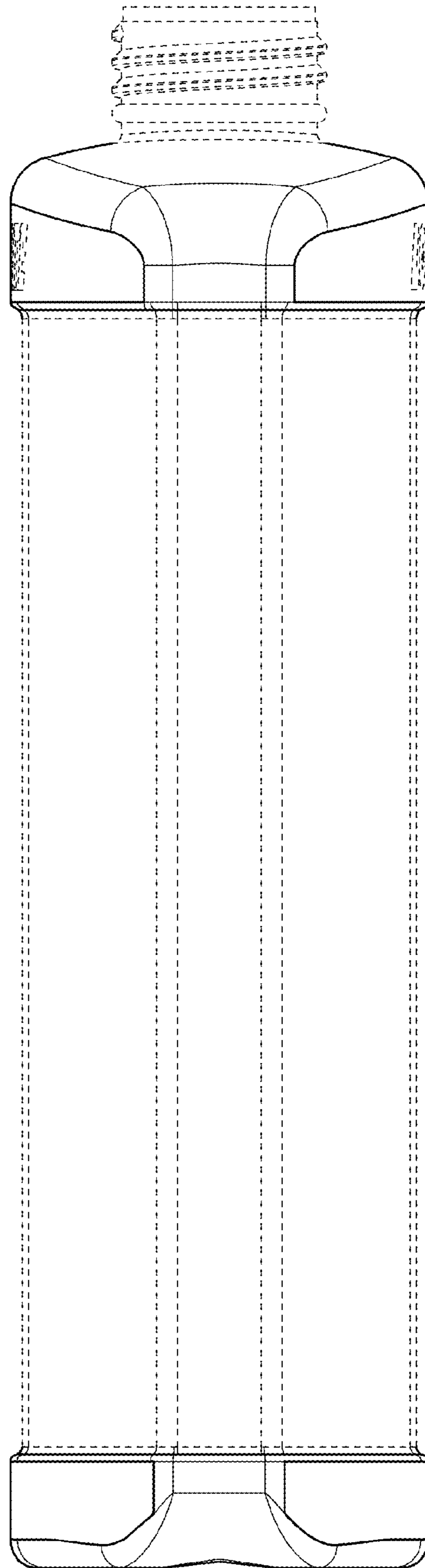


FIG. 12

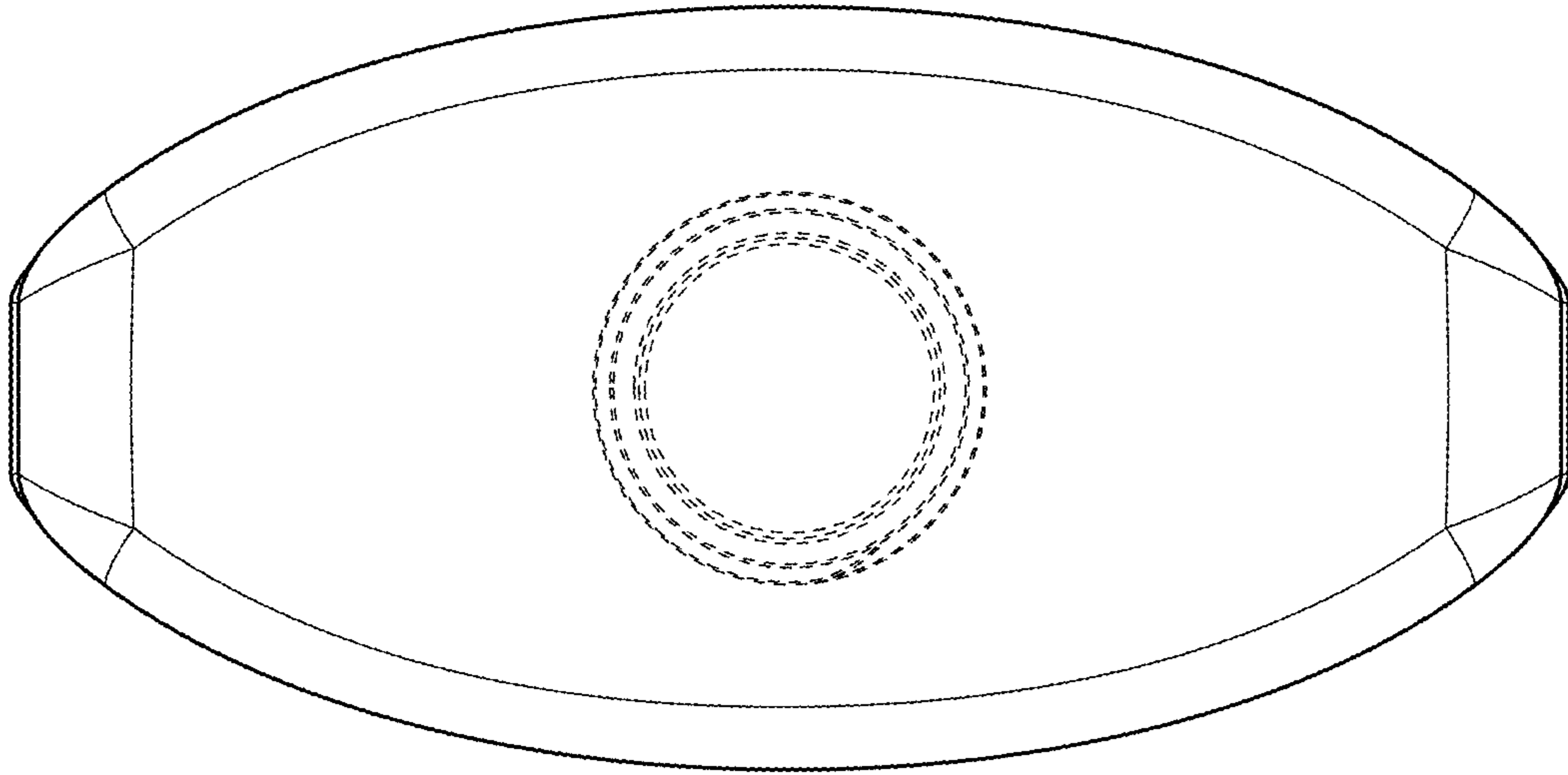


FIG. 13

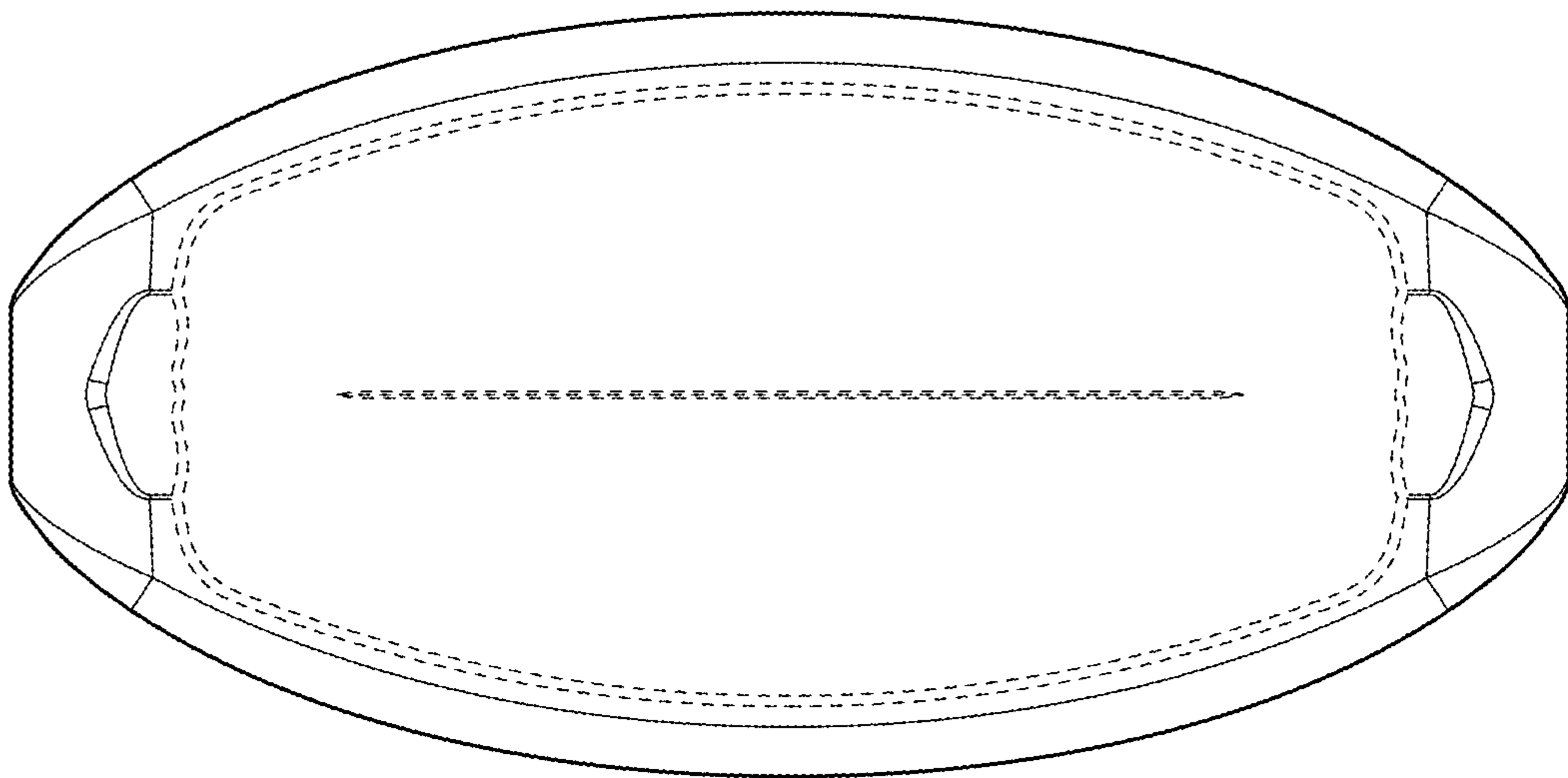


FIG. 14