



US00D961343S

(12) **United States Design Patent**
Olsen et al.

(10) **Patent No.:** **US D961,343 S**
(45) **Date of Patent:** **** Aug. 23, 2022**

(54) **CUTTING BOARD**

(71) Applicant: **Lagom Kitchen Co.**, Culver City, CA (US)

(72) Inventors: **Melinda Olsen**, Los Angeles, CA (US);
Amir Tehrani, Los Angeles, CA (US);
Christopher Santone, Brooklyn, NY (US);
Hlynur Atlason, New York, NY (US)

(73) Assignee: **Lagom Kitchen Co.**, Culver City, CA (US)

(**) Term: **15 Years**

(21) Appl. No.: **29/776,516**

(22) Filed: **Mar. 30, 2021**

(51) **LOC (13) Cl.** **07-04**

(52) **U.S. Cl.**
USPC **D7/698**

(58) **Field of Classification Search**
USPC D7/359, 398, 698, 699; D23/308
CPC A47J 43/18; A47J 47/00; A47J 47/005
See application file for complete search history.

(56) **References Cited**

U.S. PATENT DOCUMENTS

D412,815 S *	8/1999	Porter	D7/698
D543,802 S *	6/2007	Fuchs	D7/698
D555,987 S *	11/2007	Williams	D7/698
D570,166 S *	6/2008	Brownlee	D7/698
D793,184 S *	8/2017	Lammel	D7/698
D880,260 S *	4/2020	Hamilton	B32B 27/065 D7/698

D946,984 S *	3/2022	Hao	A47J 47/005 D7/698
2015/0123331 A1 *	5/2015	Difante	A47J 47/005 269/9
2015/0196166 A1 *	7/2015	Chen	B32B 27/065 269/289 R

OTHER PUBLICATIONS

Our Place Walnut Cutting Board, fromourplace.com. First available date: Jul. 4, 2021. Retrieved from the internet Apr. 20, 2022<URL: <https://fromourplace.com/products/walnut-cutting-board?variant=40069918195906> (Year: 2021).*

* cited by examiner

Primary Examiner — Joseph Kukella

Assistant Examiner — Darryl J Dardenne

(74) *Attorney, Agent, or Firm* — Myers Wolin, LLC

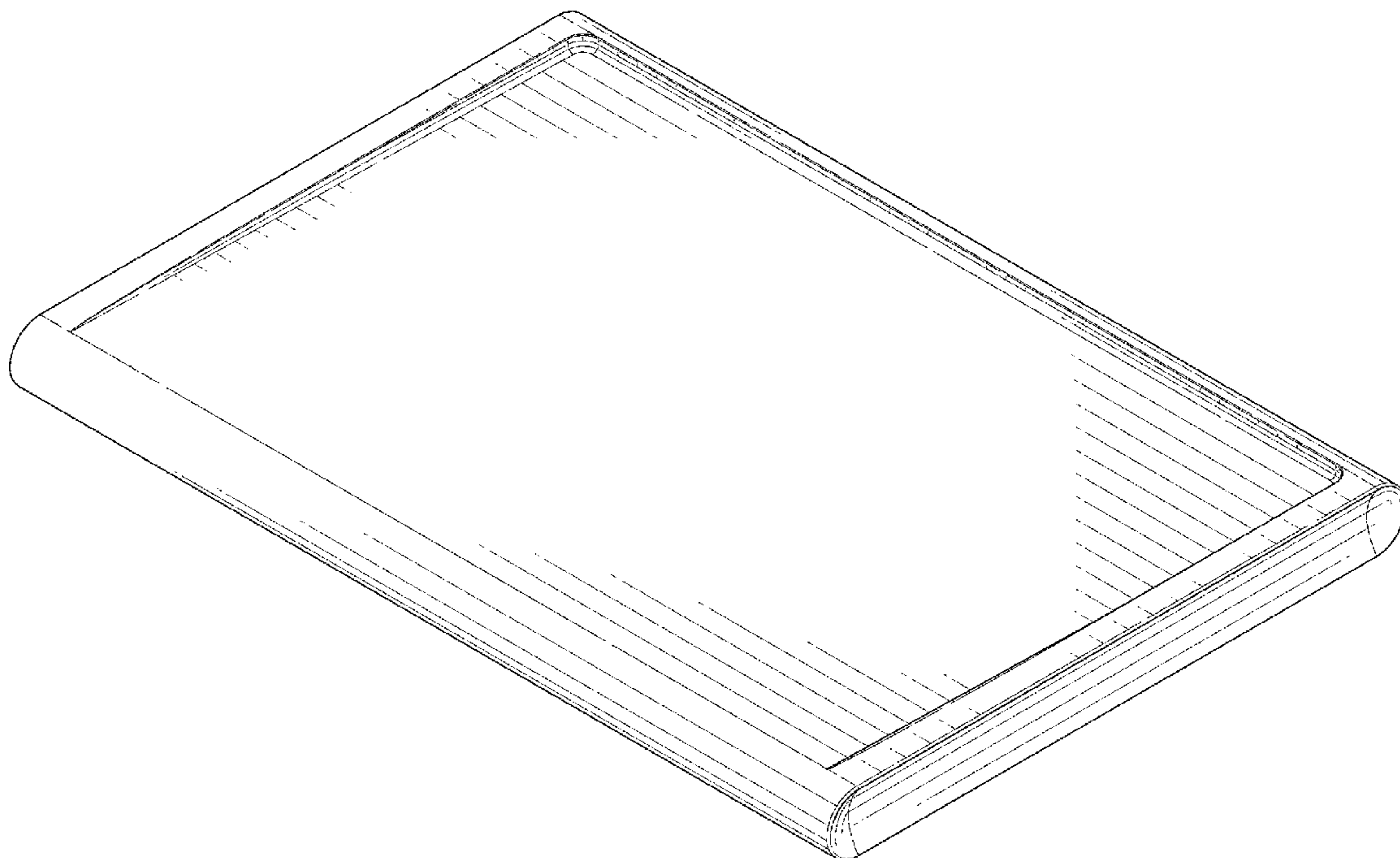
(57) **CLAIM**

The ornamental design for a cutting board, as shown and described.

DESCRIPTION

FIG. 1 is a perspective view of a cutting board showing our design;
FIG. 2 is a front elevation view thereof;
FIG. 3 is a rear elevation view thereof;
FIG. 4 is a left side elevation view thereof;
FIG. 5 is a right side elevation view thereof;
FIG. 6 is a top view thereof;
FIG. 7 is a bottom view thereof;
FIG. 8 is a cross-section taken through line 8-8 of FIG. 2; and,
FIG. 9 is a cross-section taken through line 9-9 of FIG. 2.

1 Claim, 7 Drawing Sheets



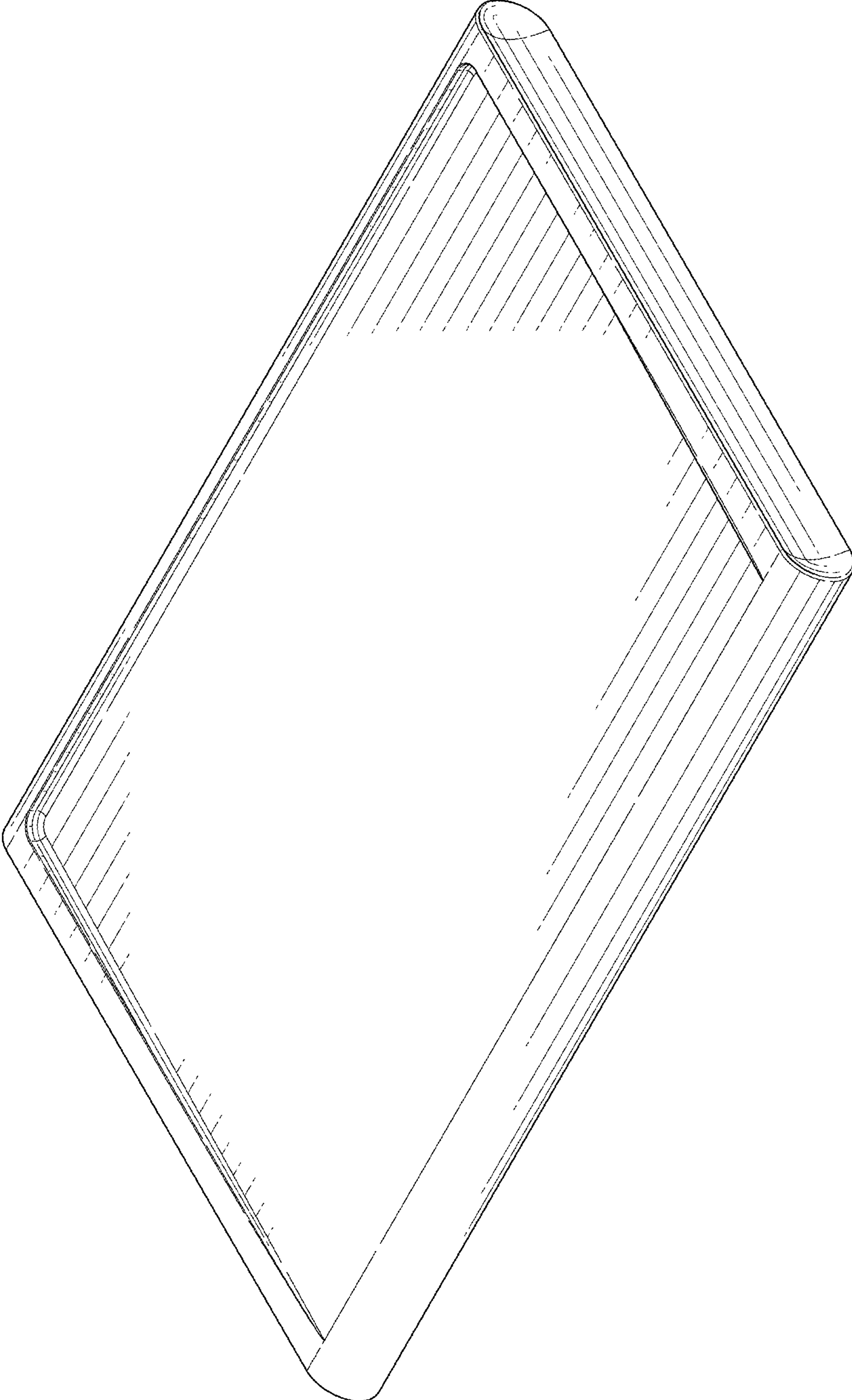


FIG. 1

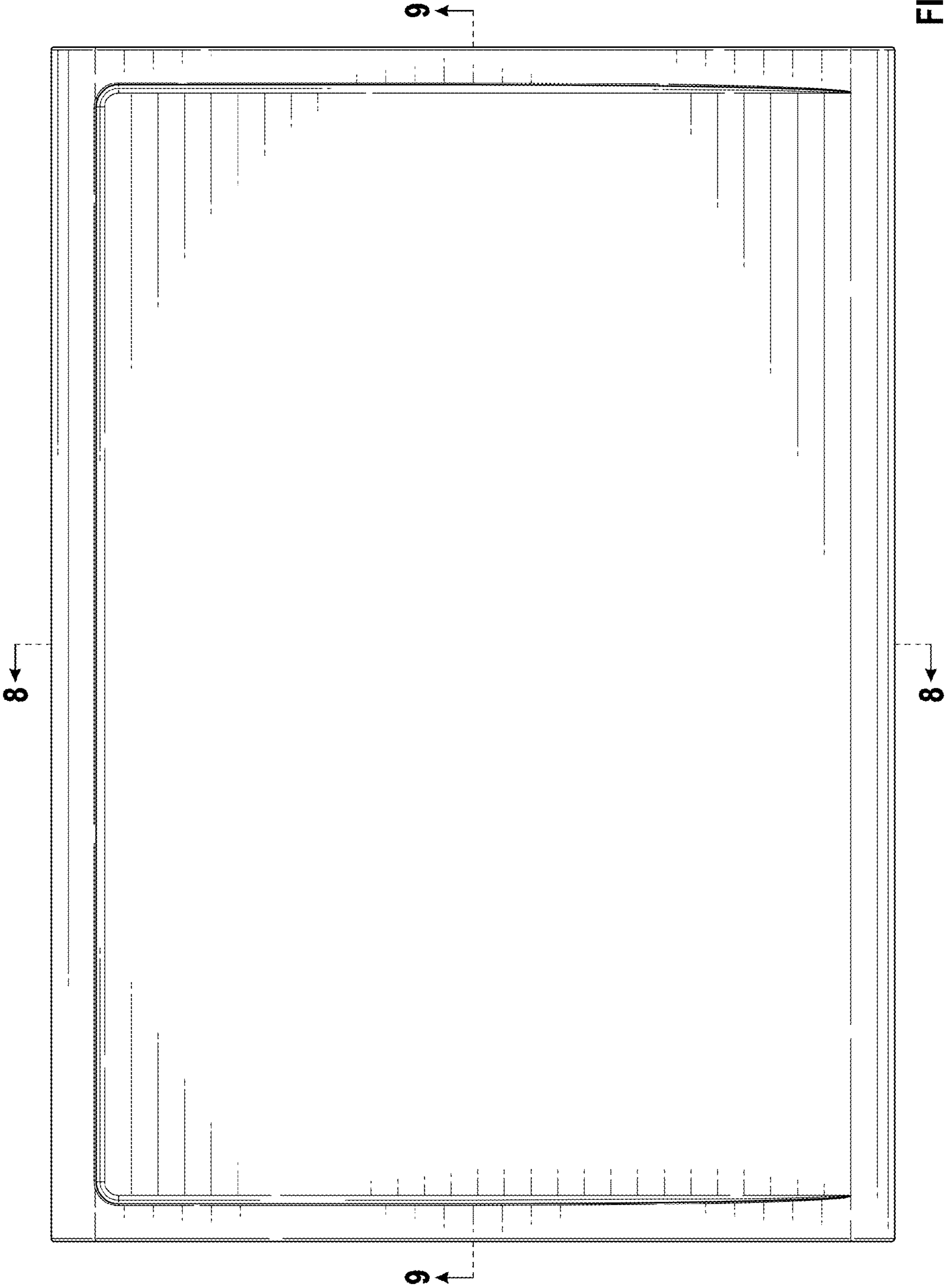



FIG. 2

FIG. 3






FIG. 5




FIG. 4




FIG. 6




FIG. 7



FIG. 8




FIG. 9