



US00D961338S

(12) **United States Design Patent** (10) **Patent No.:** **US D961,338 S**
Adjeleian (45) **Date of Patent:** **** Aug. 23, 2022**

(54) **MAGNETIC OBJECT HOLDER**
(71) Applicant: **3849953 Canada Inc.**, Kemptville (CA)
(72) Inventor: **Michael Adjeleian**, Kemptville (CA)
(73) Assignee: **3849953 CANADA INC.**, Kemptville (CA)
(**) Term: **15 Years**
(21) Appl. No.: **29/768,568**
(22) Filed: **Jan. 29, 2021**

Related U.S. Application Data

(63) Continuation of application No. 16/671,959, filed on Nov. 1, 2019, now Pat. No. 10,913,593, which is a continuation of application No. 16/179,501, filed on Nov. 2, 2018, now abandoned.

(51) **LOC (13) Cl.** **07-01**
(52) **U.S. Cl.**
USPC **D7/608**; D7/607; D7/624.1
(58) **Field of Classification Search**
USPC D7/605–608, 619.1–625, 509–511
CPC B65D 81/38; B65D 81/3876; B65D 81/3879; B65D 81/3881; B65D 81/3886; B65D 81/3888; B65D 81/389; B65D 81/3893; B65D 81/3895; B65D 81/3869; B65D 81/3897; B65D 81/3883; B65D 81/3837; B65D 81/3839; B65D 81/3841; B65D 81/3844; B65D 81/3846; B65D 23/08; A61J 9/08; F25D 3/08; F25D 31/007; F25D 31/008; F25D 31/002; F25D 31/006; A45C 3/00; A45C 11/20; A47G 23/0241; A47G 23/0216; A47G 23/0258; A47G 23/0266

See application file for complete search history.

(56) **References Cited**
U.S. PATENT DOCUMENTS
4,540,611 A * 9/1985 Henderson B65D 23/08 428/36.5
D282,234 S * 1/1986 Henderson D7/608
6,059,140 A * 5/2000 Hicks B65D 81/3879 220/6
6,513,704 B1 * 2/2003 Perot B65D 5/0209 229/5.5
7,111,753 B2 * 9/2006 Scheetz, II B65D 81/3879 215/12.1
8,579,133 B2 * 11/2013 Marcus B65D 81/022 D3/229
9,044,113 B2 * 6/2015 Hargett B65D 81/3876
D829,057 S * 9/2018 Agado D7/624.2
D851,463 S * 6/2019 Adjeleian D7/607
D901,987 S * 11/2020 Adjeleian D7/607
2007/0138188 A1 * 6/2007 Mace B31D 5/0086 220/739
2008/0017654 A1 * 1/2008 Chu B65D 81/3886 220/739
2008/0164269 A1 * 7/2008 Vorderkunz B65D 81/3876 220/739

(Continued)

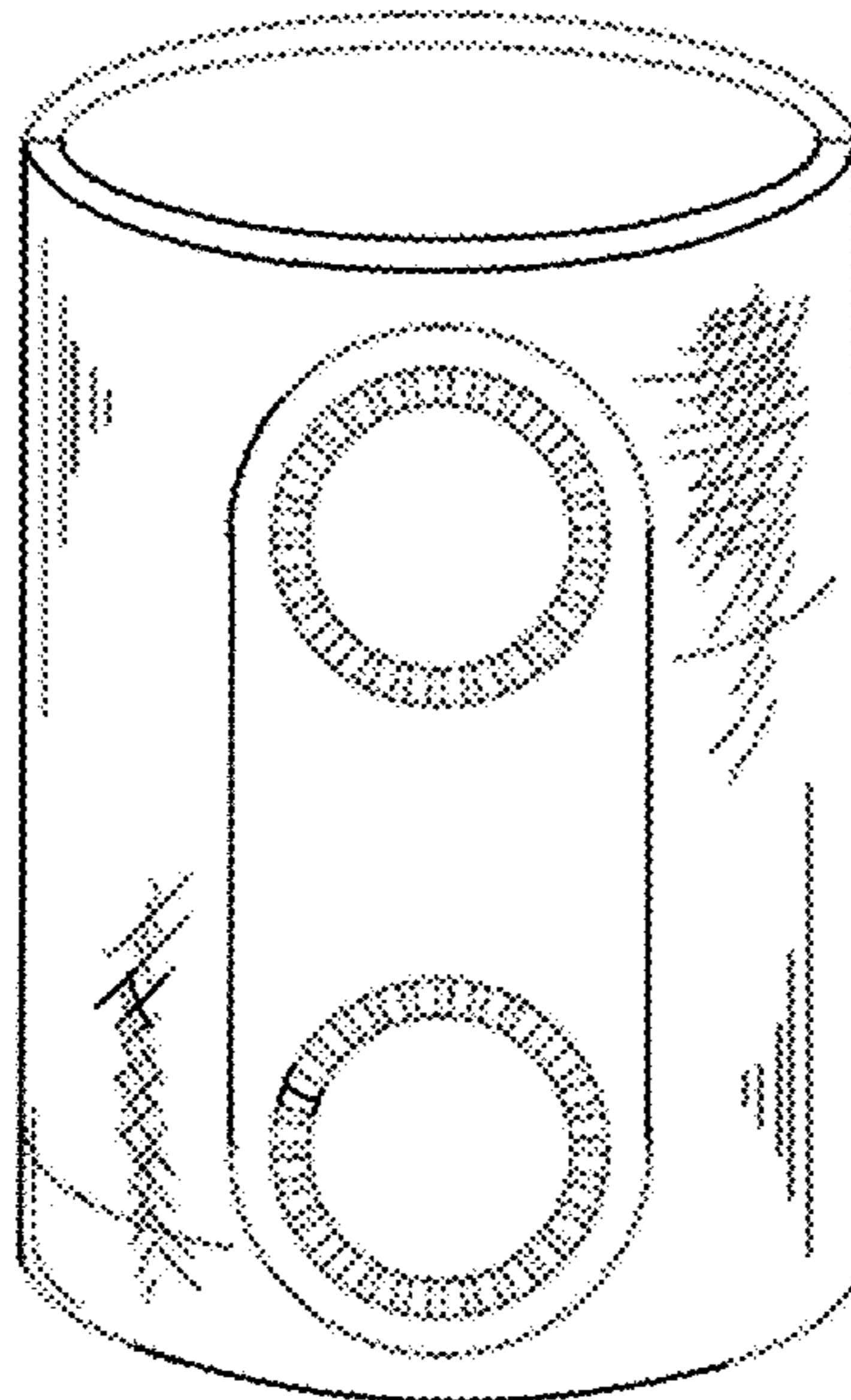
Primary Examiner — Terry A Wallace
(74) *Attorney, Agent, or Firm* — Eric B. Fugett; Mark A. Pitchford; Pitchford Fugett, PLLC

(57) **CLAIM**
What is claimed is the ornamental design for a magnetic object holder, as shown and described.

DESCRIPTION

FIG. 1 is a front perspective view of a magnetic object holder showing my new design.
FIG. 2 is a rear perspective view of the magnetic object holder of FIG. 1.
FIG. 3 is a top plan view of the magnetic object holder of FIG. 1; and,
FIG. 4 is bottom plan view of the magnetic object holder of FIG. 1.

1 Claim, 1 Drawing Sheet



(56)

References Cited

U.S. PATENT DOCUMENTS

2011/0192859 A1* 8/2011 Belford B65D 81/3876
220/739
2013/0075412 A1* 3/2013 Schminke B65D 81/3876
220/739

* cited by examiner

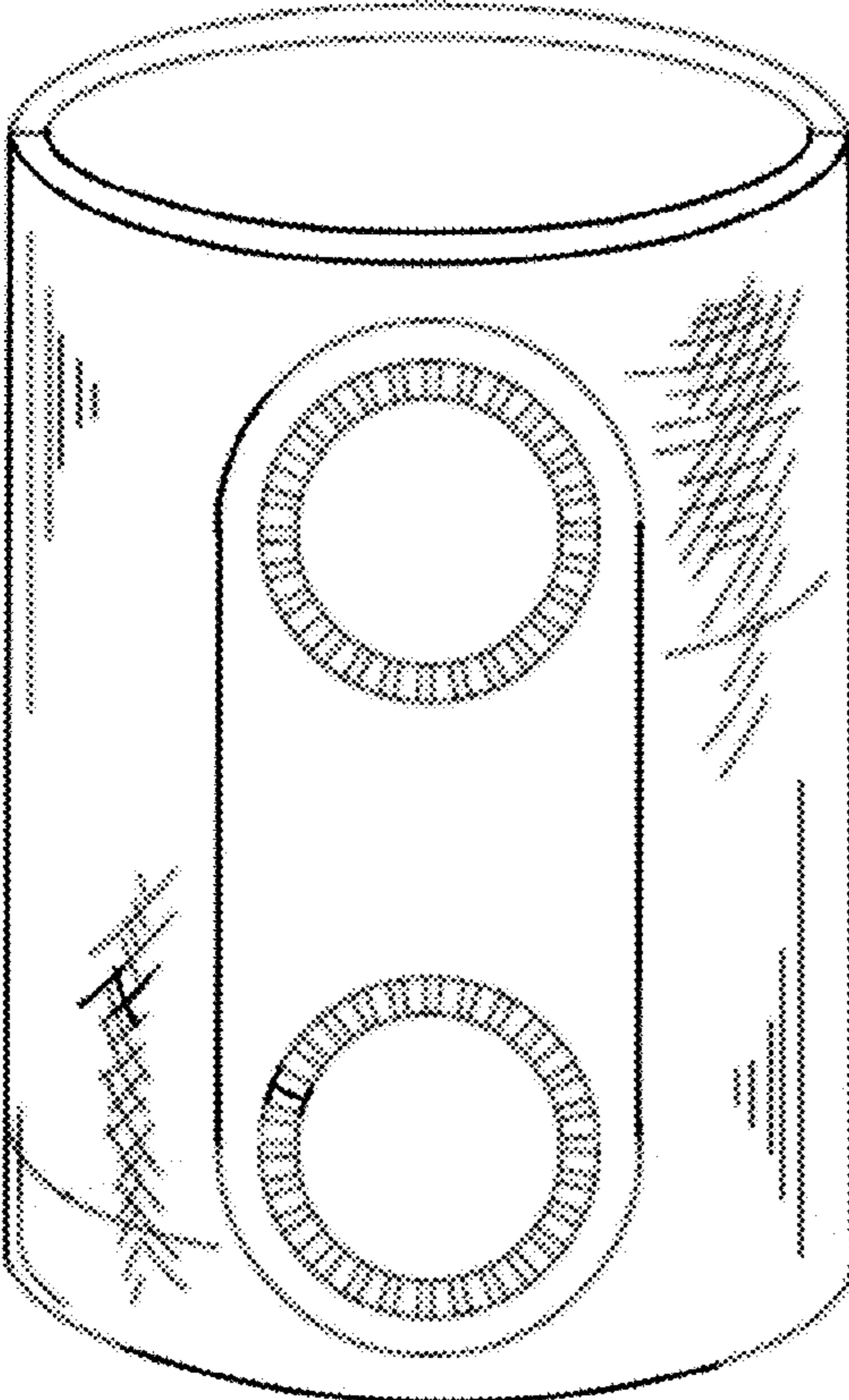


FIG. 1

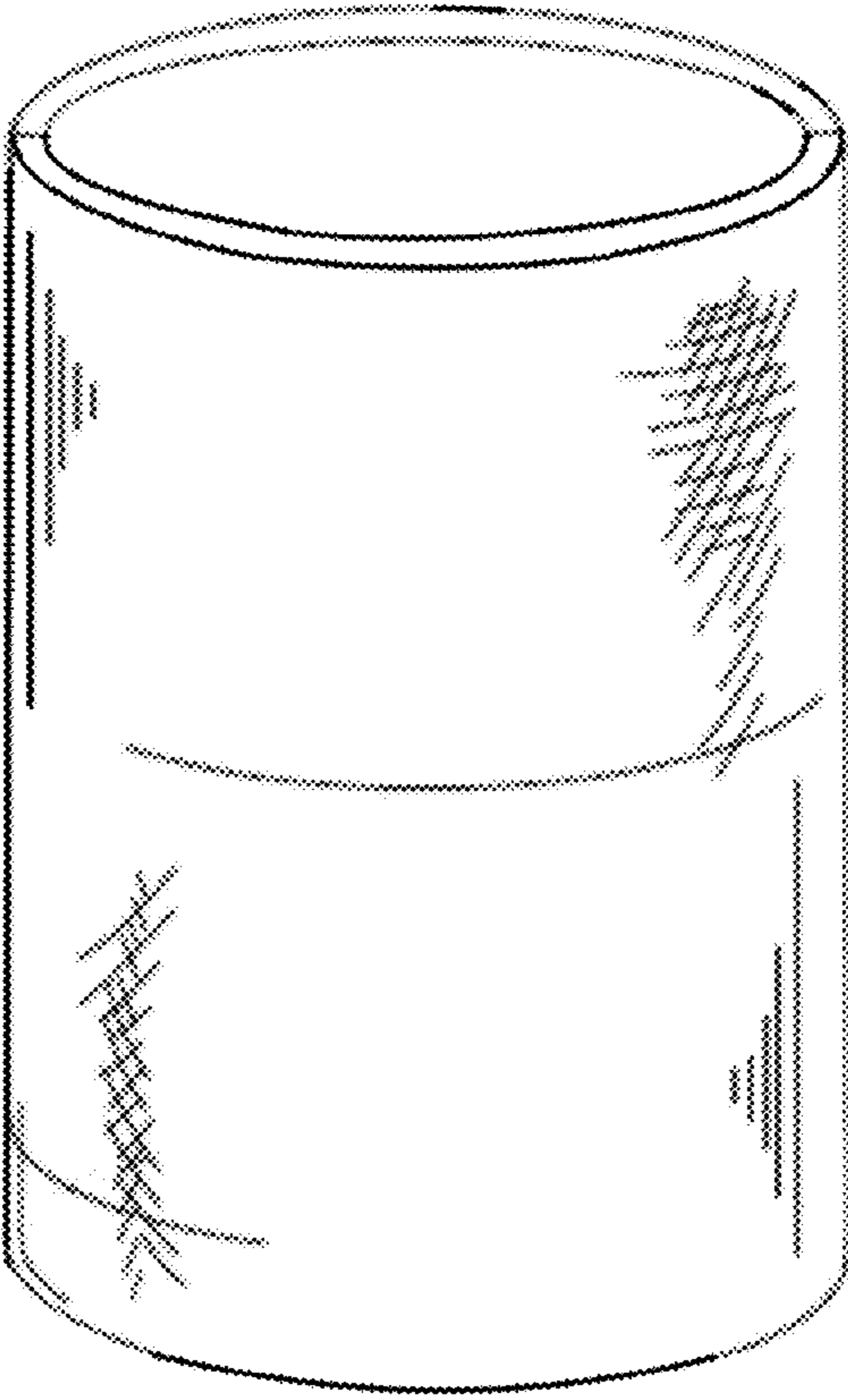


FIG. 2

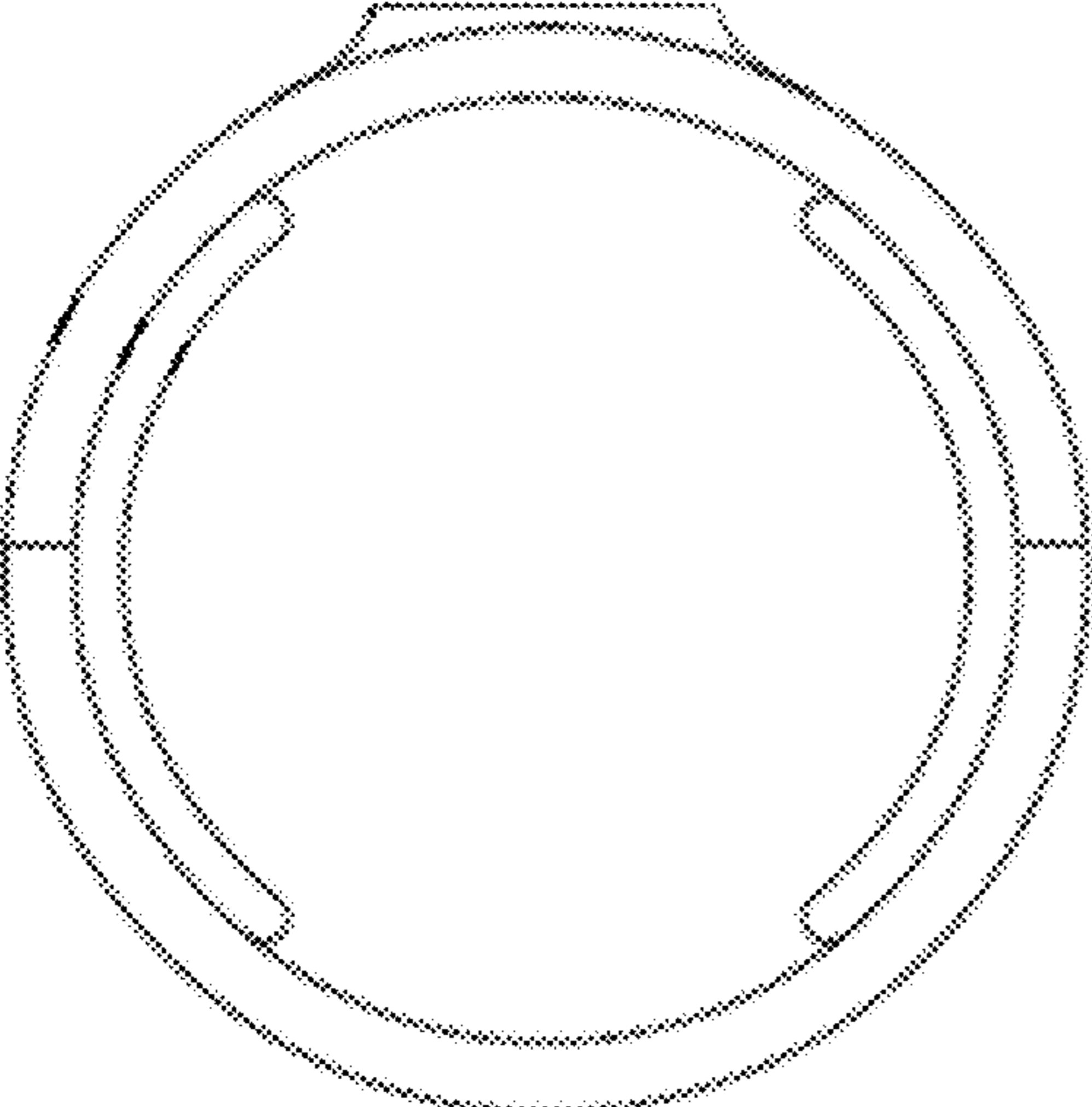


FIG. 3

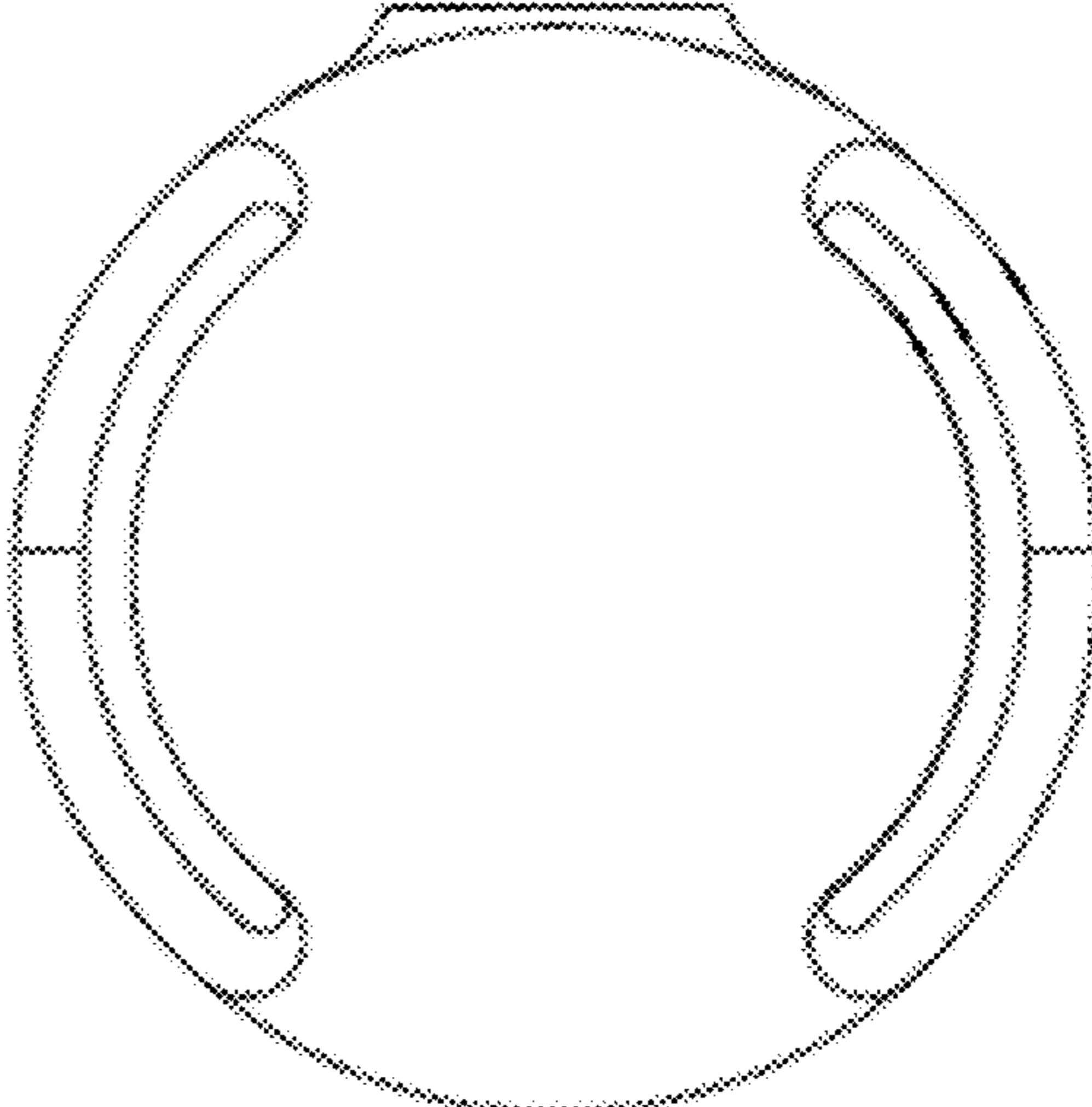


FIG. 4